

2017
HARLEY-DAVIDSON®
GENUINE MOTOR
PARTS + ACCESSORIES



LIVE YOUR LEGEND.

| | |
|------------------------------|-----------|
| STREET™ | 16 |
| WINDSHIELDS | 22 |
| SEATING | 23 |
| BACKRESTS & RACKS | 25 |
| SADDLEBAGS & LUGGAGE | 26 |
| ENGINE GUARDS/PROTECTION | 28 |
| HANDLEBARS | 30 |
| HAND & FOOT CONTROLS | 31 |
| MIRRORS | 34 |
| CHASSIS TRIM | 35 |
| ENGINE TRIM | 36 |
| WHEELS & AXLE TRIM | 38 |
| SCREAMIN' EAGLE® PERFORMANCE | 40 |
| V-ROD® | 42 |
| WINDSHIELDS | 50 |
| LIGHTING | 51 |
| SEATING | 52 |
| BACKRESTS & RACKS | 53 |
| SADDLEBAGS | 55 |
| ENGINE TRIM | 56 |
| WHEELS & SPROCKETS | 58 |
| CHASSIS TRIM | 59 |
| BRAKES | 60 |
| HAND CONTROLS | 62 |
| FOOT CONTROLS | 64 |
| ENGINE GUARDS | 65 |
| SPORTSTER® | 66 |
| WINDSHIELDS | 84 |
| SEATING | 89 |
| BACKRESTS & RACKS | 97 |
| SADDLEBAGS & LUGGAGE | 105 |
| AUXILIARY POWER & CHARGING | 111 |
| FIT MATRIX/SUSPENSION | 112 |
| FOOT CONTROLS & HIGHWAY PEGS | 116 |
| ENGINE GUARDS & SOFT LOWERS | 120 |
| CHASSIS TRIM – FRONT END | 122 |
| CHASSIS TRIM – BRAKES | 125 |
| CHASSIS TRIM – REAR END | 126 |
| ENGINE COVERS | 128 |
| ENGINE TRIM | 131 |

| | |
|---------------------------------|------------|
| SPORTSTER® CONTINUED | |
| OIL COOLERS | 136 |
| GAUGES | 136 |
| CHASSIS TRIM – BODYWORK | 137 |
| DYNA® | 140 |
| WINDSHIELDS | 156 |
| SEATING | 162 |
| BACKRESTS & RACKS | 171 |
| SADDLEBAGS & LUGGAGE | 179 |
| AUXILIARY POWER & CHARGING | 184 |
| FIT MATRIX/SUSPENSION | 185 |
| FOOT CONTROLS & HIGHWAY PEGS | 188 |
| ENGINE GUARDS | 194 |
| CHASSIS TRIM – FRONT END | 196 |
| CHASSIS TRIM – BRAKES | 201 |
| CHASSIS TRIM – REAR END | 203 |
| CHASSIS & TANK TRIM | 207 |
| SOFTAIL® | 210 |
| WINDSHIELDS | 230 |
| SEATING | 239 |
| BACKRESTS & RACKS | 251 |
| SADDLEBAGS & LUGGAGE | 262 |
| TANK & CONSOLE TRIM | 273 |
| TOOL ROLLS | 274 |
| AUXILIARY POWER & CHARGING | 275 |
| FIT MATRIX/SUSPENSION | 276 |
| FOOT CONTROLS | 278 |
| ENGINE GUARDS & HIGHWAY PEGS | 288 |
| CHASSIS TRIM – FRONT END | 290 |
| CHASSIS TRIM – REAR END | 297 |
| CHASSIS TRIM – BRAKES | 303 |
| CHASSIS TRIM – ENGINE & FENDERS | 306 |
| TOURING & TRIKE | 312 |
| WINDSHIELDS | 342 |
| WINDSHIELD POUCHES | 352 |
| FAIRING LOWERS & ACCESSORIES | 354 |
| COOLFLOW FAN | 358 |
| SEATING | 359 |
| BACKRESTS & RACKS | 377 |

| | |
|--------------------------------------|------------|
| TOURING & TRIKE CONTINUED | |
| TOUR-PAK™ LUGGAGE | 392 |
| TOUR-PAK ACCESSORIES | 397 |
| SADDLEBAGS & ACCESSORIES | 406 |
| LUGGAGE ACCESSORIES | 418 |
| PAINT PROTECTION | 425 |
| AUXILIARY POWER & CHARGING | 428 |
| FIT MATRIX/SUSPENSION | 432 |
| FOOT CONTROLS | 436 |
| ENGINE GUARDS & CENTER STANDS | 447 |
| CHASSIS TRIM – FRONT END | 450 |
| CHASSIS TRIM – BRAKES | 455 |
| CHASSIS TRIM – FAIRING & CONSOLE | 458 |
| CHASSIS TRIM – FENDERS | 477 |
| CHASSIS TRIM – REAR END | 481 |
| SCREAMIN' EAGLE® | 486 |
| PRO STREET TUNER | 492 |
| MILWAUKEE-EIGHT® POWERTRAIN | 494 |
| TWIN CAM POWERTRAIN | 504 |
| SPORTSTER® POWERTRAIN | 530 |
| AIR FILTERS & SPARK PLUGS | 540 |
| CRATE ENGINES & TRANSMISSIONS | 544 |
| LONGBLOCK PROGRAM | 551 |
| ENGINE TRIM | 554 |
| MILWAUKEE-EIGHT ACCESSORIES | 556 |
| AIR CLEANER COVERS | 562 |
| DERBY, TIMER & AIR CLEANER TRIM | 565 |
| ENGINE TRIM – BIG TWIN | 576 |
| OIL COOLERS & DIPSTICKS | 588 |
| HARDWARE & HARDWARE COVERS | 592 |
| CONTROLS | 600 |
| HAND GRIP & FOOT CONTROL COLLECTIONS | 602 |
| FOOTPEGS & FOOTBOARDS | 625 |
| HIGHWAY PEGS & FOOTPEG HARDWARE | 629 |
| MIRRORS | 632 |
| HAND CONTROLS & LEVERS | 639 |
| CONTROL CABLES & BRAKE LINES | 649 |
| HANDLEBARS | 650 |
| HANDLEBAR RISERS | 674 |



| | |
|--------------------------------|------------|
| AUDIO & GAUGES | 678 |
| BOOM! AUDIO – TOURING BIKES | 680 |
| BOOM! AUDIO – STAGE II | 684 |
| BOOM! AUDIO – STAGE I | 691 |
| BOOM! AUDIO – PRE-RUSHMORE | 699 |
| HEADSETS | 709 |
| ANTENNA SYSTEMS | 712 |
| PHONE MOUNTS & ACCESSORIES | 714 |
| BOOM! AUDIO – CRUISER BIKES | 716 |
| GPS NAVIGATION | 718 |
| AUXILIARY POWER & CHARGING | 721 |
| GAUGES | 724 |
| CLOCKS & AIR TEMP | 730 |
| FUEL GAUGES, CAPS & MEDALLIONS | 731 |
| LIGHTING | 736 |
| HEADLAMPS & AUXILIARY LIGHTING | 738 |
| HEADLAMP TRIM | 754 |
| TURN SIGNALS | 760 |
| TAIL & BRAKE LAMPS | 769 |
| DECORATIVE LED LIGHTING | 778 |
| LICENSE MOUNTS & ACCESSORIES | 779 |

| | |
|---------------------------------|------------|
| LIGHTING CONTINUED | |
| HORNS & HORN COVERS | 782 |
| ELECTRICAL CONNECTORS | 784 |
| WHEELS | 786 |
| CUSTOM WHEELS | 788 |
| SPROCKETS | 802 |
| BRAKE ROTORS | 804 |
| WHEEL ACCESSORIES | 806 |
| LUGGAGE | 808 |
| TOURING LUGGAGE & ACCESSORIES | 810 |
| SWINGARM, FORK & Sissy BAR BAGS | 817 |
| WINDSHIELD & FAIRING BAGS | 820 |
| STORAGE & TRAVEL-PAKS | 823 |
| TIE-DOWNS & ACCESSORIES | 825 |
| FLAGS | 826 |
| COLOR SHOP | 828 |
| CUSTOM PAINT SETS | 830 |
| COLOR-MATCHED ACCESSORIES | 836 |
| PAINTS | 847 |
| MEDALLIONS & DECALS | 848 |

| | |
|---------------------------------------|------------|
| GARAGE | 850 |
| SURFACE CARE PRODUCTS | 852 |
| MOTORCYCLE COVERS | 862 |
| GARAGE STORAGE | 867 |
| MOTORCYCLE LIFTS & TIE-DOWNS | 870 |
| SECURITY LOCKS & SYSTEMS | 874 |
| OIL CHANGE ACCESSORIES | 880 |
| TIRE GAUGES & AIR PUMPS | 884 |
| BATTERY CHARGERS | 886 |
| FLASHLIGHTS | 888 |
| TOOLS | 889 |
| OIL & LUBRICANTS, SOLVENTS & SEALANTS | 891 |
| BATTERIES | 898 |
| OIL & AIR FILTERS | 899 |
| SPARK PLUGS | 902 |
| BRAKE PADS | 903 |
| TIRES | 904 |

Road King® model shown below.



CAUTION ICONS

E DESIGNED AND CERTIFIED TO ECE STANDARDS

STREET LEGAL AND/OR STREET COMPLIANT STATEMENTS REFER TO PRODUCT MEETING 50-STATE EMISSIONS AND NOISE STANDARDS IN THE UNITED STATES.

NOT ALL PRODUCTS ARE AVAILABLE IN ALL COUNTRIES
– PLEASE CONSULT YOUR DEALER FOR DETAILS.





DISCOVER MORE

The legend of Harley-Davidson® is built on the millions of riders living their own. Each day. Every ride. Each and every rider living for more, turning the curves in the road into a story worth hearing. And it all starts with building your own bike, creating a custom of one that could be no one else's, and discovering there's so much more out there for you than you ever thought.



GENUINE MOTOR PARTS & ACCESSORIES

NOT ALL PRODUCTS ARE AVAILABLE IN ALL COUNTRIES –
PLEASE CONSULT YOUR DEALER FOR DETAILS.



YOUR PERFECT FIT

Will you be turning heads on city streets, or crossing countries off your list? Getting more out of your ride is completely about how it fits. Fit is everything. With a few adjustments, we can help you customize your ride to fit you like a glove.

The perfect fit starts with the control triangle: the seat, foot, and hand location. All three are crucial. Each model has specific features that affect the control triangle.



PROFILING

Comfort and beauty. Pulled back or high handlebars with a forward foot position for casual, laid-back rides.



SPORT

This is all about feeling total control. With tighter handling and flat handlebars, this forward-leaning, aggressive position shifts your weight toward your legs and arms, putting you in a more responsive position and ready for the road ahead.



CRUISING

Think of this as the best of both worlds. Tall, pulled-back handlebars and a deeper seat with mid-forward controls, you get style, comfort and better balance for your ride.



TOURING

Comfort in the saddle equals comfort for miles. For extra-long hauls, ride with an upright seating position. A deep, wide seat keeps you forward, and wide handlebars and footboards keep you comfortable.



STOCK HANDLEBARS WITH RISERS

If the stock handlebar has the correct width and hand position for you, but seems just a little too far away, riser kits can help bring the controls within reach. Straight and curved risers are available for many models and handlebar combinations.

HANDLEBAR POSITION

When power is at your hands, you better feel comfortable turning it loose. That starts with the handlebars: finding the right fit for your hands, wrists, arms, shoulders, and back. Every rider needs a different combination and you can get the perfect fit by adjusting three simple aspects:



1

WIDTH

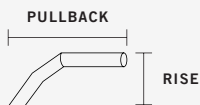
Measured from the end of one hand grip to the other. Touring calls for a wider bar, while sport riding is best with lower end-to-end width.



2

RISE

Vertical distance between the handlebar's tip and its base. Adding risers can help bring the controls up or down, to be more comfortably in reach.



3

PULLBACK

Paired with the right rise and width, the right pullback brings the bars closer to the rider.

BENEFITS

A reposition of the grip point reduces the stress most riders feel in their neck, back and shoulders.

By relocating the bars closer to the rider, the motorcycle becomes much easier to steer and control.

Risers provide immediate relief to those stretching to reach their handlebars. Adding pullback risers will bring the handlebars approximately 5" closer to the rider (compared to stock). Perfect for riders with shorter reach, or riders who prefer sitting a little straighter in the saddle.

ENHANCING YOUR RIDE

When you're on the road you have to feel good in the saddle. Your bike should be an extension of you. It's how you see more, do more, go more. Adjusting the seat, controls, and suspension can customize your bike to your stature for the most natural, comfortable fit.



PROBLEM

Putting a tall rider in tight quarters can strain joints and restrict movement. A knees-high position puts added pressure on your backbone and can interfere with the handlebar in full-lock turns. The riding posture quickly becomes uncomfortable and distracting as you rack up the miles.

SOLUTION

FOOT CONTROLS

Getting tired out on the road isn't an option. Adjusting foot placement helps you fit your ride and reduces fatigue. A slight repositioning of your feet can go a long way — letting you ride more. That's the goal after all.



SEAT

Park it someplace nice. Equal parts ergonomics and comfort, the seat relieves stress on your hips and lower back, and adjusts your reach to the handlebars and controls. Riding with someone? Get them involved and test-ride a seat at your local dealer.



SUSPENSION

Feel more comfort and control. Adjust the height of your bike to let your feet be firmly planted and flat on the pavement. This also lowers the center of the motorcycle's mass and gives you more control while riding.



FINDING YOUR SEAT

Together with your Harley-Davidson dealer, you can find the right seat for more comfort, more style and more control.



SHORTER RIDER

BADLANDER™ SEAT

The frame-hugging rider seat and the slim, tapered passenger pillion visually stretch the bike and enhance the slammed look. This low, lean look also offers the benefit of a reduced seat height, which is ideal for riders who want the lowest possible seat height.



LONG-HAUL SUPPORT

LOW-PROFILE SEAT

Shaped to place the rider “in” the bike – not on top of it. The slight bucket shape cradles the rider and keeps them from sliding back during acceleration. This seat also distributes your weight across a wide surface area, reducing pressure points.



SHORTER INSEAM

SUPER REACH

Super Reach forward position seats are designed to move riders 5'0" to 5'4" even closer to the controls, and brings the legs closer together so feet can rest firmly on the pavement. It can move the rider up to 1.5" closer to the controls compared to a stock seat.



LONG-LIMBED RIDER

TALLBOY™ SEAT

The Tallboy seat moves the rider back up to 2" compared to stock seats. The new position allows additional leg and arm movement for riders 5'9" to 6'1". The bucket design of the Tallboy seat also provides rider back support.



LOWER BACK SUPPORT

SUNDOWNER SEAT

The Sundowner Seat provides the maximum in long-riding comfort. This unique seat features a deep bucket design that cradles the tailbone and provides back support for the rider. The narrow nose of the seat was sculpted to bring the legs closer together.



HARSH ROAD CONDITIONS

HAMMOCK TOURING SEAT

A revolutionary suspension system in the seat helps protect rider and passenger tailbones from harsh road impacts. Internal suspension prevents “bottoming out” and provides improvement in comfort and endurance over the long haul.

CHOOSE YOUR ROAD

Decide on the ride that defines you. Are you looking for endless horizons? Or is the buzz of city streets more your style? Maybe a little of both? With Harley-Davidson®, it's about the versatility to do more with a wide range of detachable accessories to bring your story to the streets, no matter where they might lead.

A PLAN FOR THE LONG HAUL

Almost any Harley-Davidson motorcycle can be outfitted to accommodate longer-haul adventures. Solo and stripped down, two-up and fully loaded, or anywhere in between. Saddlebags, luggage racks and windshields are the key options to find the right combination.



SOLO TOUR-PAK™

The Tour-Pak carrier offers tons of storage. The Solo Mounted Rack positions the Tour-Pak pad for maximum rider back support.

Not all products are available in all countries – please consult your dealer for details.



TWO-UP

Saddlebags carry the essentials, while a Sissy Bar backrest pad provides hours of passenger comfort.



TWO-UP TOUR-PAK

Designed to complement the styling of your bike. The color-matched Tour-Pak carrier adds increased storage for you and your passenger—across town or cross-country.



TRADITIONAL LEATHER SADDLEBAG

A classic leather bag with the versatility to dress up or down your bike for any ride.



SWINGARM SADDLEBAG

With enough room for the essentials, this bag eliminates the need to stuff your pockets or bungee a bag across the passenger pillion.



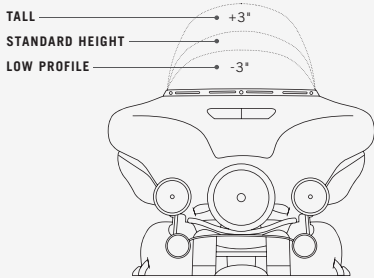
TOURING LUGGAGE

Styled to complement and match your bike's lines, these provide easy on and off storage.



KEEPING YOU COVERED

Detachable windshields divert the air, rain, and road debris away from the rider, adding hours, days, and maybe a few border crossings to your ride. Less fatigue equals more riding.



TALL

For the taller rider, this style extends 3" above standard height while preserving both visibility and protection.

STANDARD HEIGHT

Designed for a rider about 5'10", standard height provides weather protection and an over-the-top view.

LOW PROFILE

Made with the shorter rider in mind, this style sits below the standard wind-shield height.



KING SIZE TOURING

Maximum Coverage. The ultimate in protection. Manages airflow and visibility for riders of almost any size and almost any height, with both low and high profiles.



COMPACT

Standard Coverage. A cleaner look with a whole lot of protection from whatever the road throws at you.



SUPER SPORT

Minimal Coverage. Go more aggressive. These windshields are designed to give you a sleeker, lower and leaner appearance.



LINE OF SIGHT

LINE OF SIGHT

Selecting a windshield that tops out just below your line of sight eliminates having to look through bug spots, condensation, and road grime without compromising your field of vision. An unobstructed view makes for safe and enjoyable riding.



INSTALLING A DETACHABLE WINDSHIELD

Designed to be installed or removed without tools in seconds, a detachable windshield gives you the freedom to define your ride at the drop of a hat. Ride across the country protected from the elements, then quickly remove the windshield to hit the streets in style.

Chopped Tour-Pak™, shown left, offers a low profile shape, styled to complement a long and lean Touring bike.

Not all products are available in all countries – please consult your dealer for details.

PERSONALIZE YOUR RIDE

Your style is obvious at any speed. So, choose the accessories that reflect you. There are two ways to customize to get you more.

Cover: Mirrors, grips and chrome are simple touches that go a long way to making your bike stand out.

Custom: Exactly that—fully custom. The ultimate in making every piece of the bike one-of-a-kind and only yours with the help of your Harley-Davidson® dealer.

STYLE STRATEGY: THE 3 ZONES

Focus on larger accessories first—ones with the biggest impact on your bike's appearance—then work your way down to the subtle details that complement those choices.



1

REAR ZONE

- SADDLEBAG LATCH COVERS
- MUFFLERS
- PREMIUM SUSPENSION
- REAR WHEEL
- SPROCKET
- LED LIGHTING
- REAR FENDER TRIM

2

MIDDLE ZONE

- CONSOLE
- AIR CLEANER
- ENGINE TRIM
- SIDE COVER
- FOOT CONTROLS
- FOOT PEGS
- FOOTBOARDS

3

FRONT ZONE

- HANDLEBAR
- HAND CONTROLS
- LED LIGHTING
- FRONT FORKS
- WHEEL
- BRAKES
- FRONT FENDER



STREET GLIDE® SHOWN IN LIMITED PAINT: FLASH

REAR ZONE

- 4.5" MUFFLER END CAPS – CHROME
- TURBINE WHEEL – CHROME
- BOOM! STAGE I SADDLEBAG SPEAKERS
- LED CURVED LICENSE FRAME

MIDDLE ZONE

- LOW-PROFILE SOLO TOURING SEAT
- DEFIANCE A/C TRIM – CHROME
- VENTILATOR AIR CLEANER – CHROME
- DEFIANCE BRAKE PEDAL – CHROME

FRONT ZONE

- MINI-APE HANDLEBAR – CHROME
- FRONT END KIT – CHROME
- TRIBAL MIRRORS – CHROME
- DAYMAKER™ LED REFLECTOR HEADLAMP



STREET GLIDE SPECIAL SHOWN IN LAGUNA ORANGE

REAR ZONE

- AGITATOR WHEEL – CONTRAST
- STREET CANNON MUFFLERS – BLACK
- BOOM! STAGE II SADDLEBAG SPEAKERS
- LED CURVED LICENSE FRAME

MIDDLE ZONE

- REACH™ SOLO SEAT
- GLOSS BLACK ENGINE COVER KIT
- HEAVY BREATHER A/C – BLACK
- PRO STREET TUNER*

FRONT ZONE

- REACH HANDLEBAR – BLACK
- FRONT END KIT – GLOSS BLACK
- GLOSS BLACK CONSOLE KIT
- BLACK HAND CONTROL LEVERS



STREET GLIDE SPECIAL SHOWN IN LIMITED PAINT: RADIATION

REAR ZONE

- STREET CANNON MUFFLERS – BLACK
- TURBINE WHEEL – CONTRAST
- BOOM! STAGE II SADDLEBAG SPEAKERS

MIDDLE ZONE

- EXHAUST SHIELD KIT – BLACK
- GLOSS BLACK ENGINE COVER KIT
- DEFIANCE RIDER FOOTBOARD – BLACK
- CHOPPED ENGINE GUARD – BLACK

FRONT ZONE

- CHIZELED HANDLEBAR – BLACK
- DEFIANCE HAND GRIPS – BLACK
- PROFILE CUSTOM MIRRORS – BLACK
- FRONT END KIT – BLACK

*Not certified for use in the EU

Street legal and/or street compliant statements refer to product meeting 50-State emissions and noise standards in the United States.

Not all products are available in all countries – please consult your dealer for details.

GET THE MOST OUT OF YOUR ENGINE

GET THE MOST OUT OF YOUR ENGINE

Harley-Davidson®'s Screamin' Eagle® Performance Parts are engineered for you to get more out of your motor. Are you looking for off-the-line power riding solo? Or don't want to compromise performance when riding with a passenger? Screamin' Eagle Performance Parts fit every rider and budget.

NOT ALL PRODUCTS ARE AVAILABLE IN ALL COUNTRIES –
PLEASE CONSULT YOUR DEALER FOR DETAILS.





Visit the Screamin' Eagle® section of this book where we break down these upgrades into easy-to-digest stages that will help you determine what's right for you. And if you're still not quite sure where to start, your dealer is your trusted expert who can lend their experience and help you create the power and performance combination that's right for you—all backed by a limited warranty.





THE PERFECT PARTNERSHIP

Your love. Our passion. The best way to bring your bike to life.

Now that you've mastered the fundamentals—Fit, Function, Style and Performance—let's get on the road and go. With over 10,000 Parts and Accessories, you can begin with confidence at your local Harley-Davidson dealer. With generations of customization experience, there's no better place to start than with the trusted experts who know your Harley as well as their own. Together we'll turn your dream bike into a reality.

Exclusive Harley® Products: All our Genuine Motor Parts & Accessories are precision-engineered by Harley-Davidson to fit your bike exactly.

Tried & True: No one puts components through more rigorous and demanding quality and endurance testing than Harley-Davidson.

Guaranteed: All of our parts and accessories are backed with a 12-month warranty.

Customization Is Part of Our Culture—and We're Experts in the Craft:
Your Harley-Davidson dealer gives you access to a unique combination of factory-trained guidance and hardcore creativity.



HARLEY-DAVIDSON®

STREET™

Built to throttle the urban world, the Harley-Davidson Street®
750 motorcycle dials up the attitude and puts
it in a sleek and nimble package. Bring it to life with the
ever-growing collection of parts and accessories.



GENUINE MOTOR PARTS & ACCESSORIES

NOT ALL PRODUCTS ARE AVAILABLE IN ALL COUNTRIES –
PLEASE CONSULT YOUR DEALER FOR DETAILS.



THE ULTIMATE URBAN WARRIOR

2017 XG750 Harley-Davidson Street® 750

The Harley-Davidson Street® 750 starts off with an authentic urban attitude, with narrow, nimble chassis and 750cc of liquid-cooled V-twin power. Blacked out and tough enough to take on whatever the city can throw at it. With eye-catching Edge cut controls and mirrors. A deep rumbling Nightstick slip-on muffler for sound that cuts through. Blacked-out HDMC Collection Trim. A big, bright 5.75-inch Daymaker™ LED headlamp and a Reach® Seat, are just what you need to get noticed without making a scene.

Not all products are available in all countries – please consult your dealer for details.



BLACK HDMC MEDALLION

Sometimes a simple design exudes all the attitude you need for your stripped-down, urban look.





REACH™ RIDER SEAT

Designed specifically for riders requiring a riding position closer to the handlebar, this Reach Seat is shaped to place the rider in a comfortable and confident relationship to the hand and foot controls.



SCREAMIN' EAGLE® NIGHTSTICK SLIP-ON MUFFLERS

Tuned by the factory for the ultimate combination of rich tone and legal sound levels, this slip-on muffler is the perfect match for your Harley-Davidson® model. The high-flow design of the external diffusion discs produces plenty of low-end guts to get your bike away from the light, and a fat torque curve that gets you quickly around slow-moving traffic.



FRONT AXLE NUT COVERS

Conceal the front axle hardware for a clean, custom look.



DIAMOND BLACK HAND GRIPS

Shroud your bike in mystery. This blacked-out hand and foot control collection features distinctive knurled surfaces that expose the raw billet aluminum for a dramatic contrast. Designed to age and “break-in” like a pair of comfortable jeans, the satin black finish will compliment both high-gloss and denim paint colors.



EDGE CUT DOME MIRROR

Keep an eye on everything while everyone keeps an eye on you. These compact billet mirrors feature glass-smooth domed shells and wet-look black surface to reflect a new contemporary style.





XG750

STREET™ 750

Production Color: Velocity Red Sunglo

Not all products are available in all countries – please consult your dealer for details.

FEATURED PRODUCTS

| | | | |
|--------------------------------------|-----------|--|----------|
| Front Axle Nut Covers – Chrome | 44117-07A | Café Solo Seat | 52000168 |
| Daymaker™ LED Headlamp – Chrome..... | 67700144A | Drag Handlebar – Chrome | 55800238 |
| Coolant Hose Cover – Chrome..... | 26900107 | Narrow Band Billet Hand Grips | 56100179 |
| Center Stand | 92900014 | NEW Profile Mirrors – Black | 56000135 |

For a complete list of parts and accessories visit accessories.harley-davidson.eu/inspiration-gallery



Dark Custom Medallion – Right..... 25600035
 Dark Custom Medallion – Left..... 25700309
 Chrome HDMC Air Cleaner Trim..... 61300229
 Swingarm Pivot Covers – Black..... 61400269

Narrow Band Billet Footpegs..... 50978-99A
 Narrow Band Billet Shifter Peg..... 49254-99
 Narrow Band Billet Brake Pedal..... 42629-00
 Rear Axle Nut Covers – Chrome..... 43000022

SCREAMIN' EAGLE® PERFORMANCE

NEW Pro Street Tuner* 41000008C
 Performance Air Cleaner Kit..... 29400197
 Buckshot Exhaust Shield Kit..... 65400167
 Muffler End Cap – Edge Cut..... 65100056

**Not certified for use in the EU*

Street legal and/or street compliant statements refer to product meeting 50-State emissions and noise standards in the United States.

22 STREET™

Windshields & LED Headlamps

A. QUICK-RELEASE SUPER SPORT WINDSHIELD

Reduces the pounding of wind and shower of bugs but keeps the wind-in-the-hair feeling. Ideal for a cool morning ride, the sleek profile of the Super Sport Windshield hugs the front headlamp for a sporty look. The windshield mounts to the fork tubes with elegant die-cast lever locking clamps, so the windshield does not require any "leave-behind" docking hardware. You get quick on-and-off convenience and a clean, custom look. No tools are required and the kit includes everything needed to install the windshield.

57400192 Light Smoke.

Fits '15-later XG models. Installation requires removal of Original Equipment headlamp visor. Models equipped with a front mounted license plate require separate purchase of License Plate Bracket P/N 67900227. Windshield dimensions: Overall height 25.0"; width – 20.1".

B. DAYMAKER™ LED HEADLAMPS

Cut through the night. Harley-Davidson® LED Lamps are brighter and whiter in color and provide a superior light pattern over standard incandescent lamps. Compared to the yellow light of a traditional halogen bulb, the LED lamp produces a "Daylight Color Impression" that appears more natural to the user. Headlamps feature horizontal "D-shaped" lenses that focus light into a pool in front of the motorcycle and separate high beam and low beam projector lenses that provide a focused beam of light ahead. Lamps are available in your choice of brilliant chrome or gloss black background to match your styling direction. The solid-state LEDs are designed for long life and the shock- and vibration-resistant lamp assembly mounts into existing light housings. Installation is quick and easy and the plug-in lamps connect to the factory headlamp wiring. The LED lamps are DOT and ECE compliant.

Fits '15-later XG models.

67700144A†† 5-3/4" Headlamp – Chrome.

67700145A†† 5-3/4" Headlamp – Black.

†† (E)



A. QUICK-RELEASE SUPER SPORT WINDSHIELD



B. DAYMAKER LED HEADLAMPS –
CHROME



B. DAYMAKER LED HEADLAMPS –
GLOSS BLACK

**C. CAFÉ SOLO SEAT****C. CAFÉ SOLO SEAT**

There's something about the placement of the rider that makes the Café Solo Seat special. The one-up design and the high back pad hold the rider in place and provide a direct connection to the bike. You sit "in" the bike and your hands and feet reach naturally to the controls. The low-slung pad, narrow nose and the tapered tail enhance the bike's sporting profile and pays homage to the heritage of the iconic Café Racer style.

52000168

Fits '15-later XG models. Seat width 11.25".

D. REACH™ SEAT

Designed specifically for riders requiring a close to the bar riding position, this Reach Seat is shaped to place the rider in a comfortable and confident relationship to the hand and foot controls. The seat moves the rider approximately 1.5" lower and 1.25" forward and the 1.25" slimmer front profile brings the legs closer together for an easier reach to the ground at a stop. The Reach Seat features a stepped profile that keeps the rider from sliding back during acceleration.

52000123

Fits '15-later XG models. Seat width 10.25"; passenger pillion width 6.75".

**D. REACH SEAT****E. TALLBOY™ SEAT**

The correct riding position can help a tall rider sit comfortably on the bike, and avoid leg cramps and back strain during a long day in the saddle. For riders with a longer inseam, a Tallboy Seat will put you on the road to fatigue-free riding. Designed to move the rider 1.25" up and 2.5" back from the stock seating position, a Tallboy Seat can eliminate the "knees-high" riding position and effectively places the body for a natural arm and leg reach to the controls.

52000124

Fits '15-later XG models. Seat width 10.5"; passenger pillion width 7.5".

**E. TALLBOY SEAT**

24 STREET™

Seating

A. CIRCULATOR SEAT AND BACKREST PADS

Keep comfortable on your next long ride. These breathable Circulator Seat Pads feature 3D construction that promotes air movement and reduces heat build-up where the rider's body touches the seat or backrest. Designed to keep the rider cool by reducing the perspiration build-up between you and the seating surface, the Circulator Pad can be installed and removed in seconds for easy cleaning.

Fits '15-later XG models.

51074-10 Medium Seat Pad.

51078-10 Passenger Pillion Pad.

B. RAIN COVERS*

Featuring a handy storage sack, this black nylon, water-resistant cover packs easily and shelters your seat from the storm.

51639-97

Fits VRSC™, XG, XL, Dyna® and Softail® models with Two-Up seats. Does not fit Touring and Trike models. Does not fit with Rider Backrests.

C. QUICK-RELEASE SEAT HARDWARE KIT

These hardware kits allow the rider to remove one-piece Harley-Davidson® seats quickly and easily.

51676-97A

Fits '15-later XG models.

D. TANK KNEE PAD KIT

These self-adhesive rubber knee pads provide a touch of old school style. The rich black rubber pads feature tapered ribs and a raised Bar & Shield® logo to protect the surfaces where your legs contact the tank. The compact pads measure 7.0" by 2.75", and are flexible enough to fit many tank profiles. Sold in matched pairs.

57300065

Fits fuel tanks on many Street, Sportster®, Dyna and Softail models. May cover a portion of fuel tank graphics. Check appearance before adhering to tank.



A. CIRCULATOR SEAT PAD (RIDER SHOWN)



B. RAIN COVERS



C. QUICK-RELEASE SEAT HARDWARE KIT



D. TANK KNEE PAD KIT



***WARNING:** Do not use while riding; could result in death or serious injury.

Not all products are available in all countries – please consult your dealer for details.



E. H-D DETACHABLES TWO-UP LUGGAGE RACK



E. H-D® DETACHABLES™ TWO-UP LUGGAGE RACK*

Smooth sweeping curves and a rich finish defines the look of this Luggage Rack. Available in chrome or gloss black, this sleek and functional rack is an elegant solution for carrying your luggage for a day at the office or for a ride across the country. The rack can be installed or removed from the Docking Hardware in seconds for a truly versatile ride and it can be equipped with the matching Backrest Upright and Pad for added passenger comfort.

Fits '15-later XG models. Requires separate purchase of Docking Hardware Kit P/N 52300285.

50300071 Chrome.

50300091 Gloss Black.

F. SISSY BAR UPRIGHT

A sissy bar upright and passenger backrest pad are the starting point to build a complete touring machine. The backrest pad provides long-range comfort and support and adds a feeling of control and confidence for the passenger. This unique upright attaches directly to the H-D Detachables Two-Up Luggage Rack for a clean, custom look and the available Backrest Pad P/N 52300281 complements Original Equipment and accessory seats. Kit includes upright and mounting hardware.

Fits '15-later XG models equipped with H-D Detachables Luggage Rack P/N 50300071 or 50300091.

52300283 Chrome.

52300307 Gloss Black.

G. COMPACT PASSENGER BACKREST PAD

This backrest pad sports French seams and a smooth, clean finish that looks great with any smooth surface seat.

52300281

Fits '15-later XG models equipped with Sissy Bar Upright P/N 52300283 or 52300307.

H. DOCKING HARDWARE

Required for installation of detachable luggage rack on Harley-Davidson® Street models.

52300285

Fits '15-later XG models.



F. SISSY BAR UPRIGHT (SHOWN WITH LUGGAGE RACK AND BACKREST PAD)



G. COMPACT PASSENGER BACKREST PAD



H. DOCKING HARDWARE



***WARNING:** Do not use this rack as a seat. Do not exceed the fender rack weight capacity. Using as seat or exceeding this capacity could cause handling problems which could result in loss of control and death or serious injury.

Not all products are available in all countries – please consult your dealer for details.

26 STREET™

Luggage

A. TANK BAG

Shaped to fit the contour of the fuel tank, this ballistic nylon UV- and weather-resistant tank bag is your perfect traveling companion. The bag features a clear top pouch for at-a-glance viewing of maps and directions. The rigid body retains its shape – even when empty – and the full-length dual-zippered opening provides easy access. The interior features 2 zippered mesh pouches, 1 quick access nylon pouch and large center cavity for storage of larger items. The internal top pouch adds 3 additional storage slots and 3 pen/pencil holders. Headphone port lets you to “plug in” while keeping your device protected inside the bag. Tank Bag features integrated rain cover with reflective striping. Integrated magnets and soft bottom keep the bag secure to tank while preventing scratches to paint. Quick-release clips allow the bag to be removed for easy access to the fuel filler and the comfortable carrying handle makes transportation a breeze.

93300093

Fits '15-later XG models.

B. TAIL BAG

This Tail Bag is the perfect addition for your daily commute or a run to the sunset. The bag rests on the passenger pillion and is secured in position with adjustable quick-release straps. The surprisingly roomy bag features 2 exterior side pockets and a large top-opening for access to the interior. The UV-resistant ballistic nylon surface covers the built-in reinforced tub that helps the bag maintain its shape – even when empty. The bag features 3M™ Scotchlite™ reflective trim for added visibility, and an integrated rain cover for protection from the elements. Tail Bag features 2 zippered exterior pockets and mesh interior pockets. Dimensions: 16.0" W x 16.0" D x 10.0" T. Luggage capacity: 1250 cubic inches.

93300069A

Fits passenger pillion on most models.

C. DAY BAG

The compact Day Bag is perfect for the daily work commute. The innovative spandex mounting pocket makes installation and removal a simple process. Just slip the smooth, low-profile band over the passenger backrest for a snug and secure fit and cinch the bag in place with the adjustable mounting straps. Bag and integrated rain cover feature 3M Scotchlite reflective piping and graphics for added visibility. Day Bag features 2 exterior pockets and 1 zippered mesh interior pocket. Day Bag Dimensions: 13.0" W x 10.0" D x 9.0" T. Luggage capacity: 900 cubic inches.

93300017

Installation requires a sissy bar upright, backrest pad and luggage rack (if not mounting luggage on passenger pillion). Does not fit with oversized backrest pad.

D. SISSY BAR BACKPACK

This attractive backpack is shaped to provide convenient storage on your way to work. The heavy-duty hook-and-loop flaps secure the bag to the sissy bar for one-step installation. And when you get to work, this bag features traditional backpack straps that allow you to carry your bag in hands-free comfort. The bag features plenty of smart storage spaces with glove-friendly, ergonomically contoured zipper pulls. Backpack features 2 zippered exterior pockets, 2 exterior mesh water bottle pockets, personal music device pocket with headphone port, a padded laptop compartment and a large interior space. Bag and integrated rain cover feature 3M Scotchlite reflective piping and graphics for added visibility. Dimensions: 14.0" W x 13.0" D x 18.5" T. Luggage capacity: 1600 cubic inches.

93300007

Installation requires a sissy bar upright, backrest pad and luggage rack (if not mounting luggage on passenger pillion).



A. TANK BAG



B. TAIL BAG



C. DAY BAG



D. SISSY BAR BACKPACK



E. THROW-OVER SADDLEBAGS

E. THROW-OVER SADDLEBAGS

Ballistic Nylon throw over saddlebags offer convenient storage and can be easily removed for transport. 3M™ Scotchlite™ reflective piping adds additional visibility and top mount zippers offer quick easy access to items. Center yoke allows for two-up riding and can double as a shoulder strap when its time to carry the bags. Quick mount system allows rider to attach and detach saddlebags quickly. Kit includes saddlebag supports.

90200906

Fits '15-later XG models.

F. MUSIC PLAYER TANK POUCH

This portable music system pouch is designed for motorcycle use. The neoprene jacket offers hard-core protection for your portable music device, while the built-in magnets hold the pouch securely to the fuel tank. The clear play-through window permits touch-screen control and the anti-skid interior allows the pouch to accommodate players of various sizes. The clamshell design makes inserting your player into the pouch quick and easy and the double zipper allows for headphone and output cables to exit the pouch at any point on top, bottom or one side of the pouch. Works well with many MP3 and other personal music players, but should not be used with hard-disk memory players. Window measurement: 2.25" W x 4.0" H.

76000193

Fits models with steel fuel tanks or airbox covers.

G. UNIVERSAL MOUNT HELMET LOCK

To limit grab-and-run theft, just unlock the hinged clasp, hang your helmet by its strap and relock with the included key. Your helmet is held securely in place. In addition, hanging your helmet reduces the risk of impact damage if the helmet slipped off the seat or the handlebar. Designed to be installed to .875" to 1.25" diameter tubing engine guards, saddlebag guards and frame tubes, the Helmet Lock is secured to the bike with tamper-proof hardware that cannot be easily removed. Note: Do not use lock when vehicle is in motion. Helmet Lock should only be used when motorcycle is parked and locked. Duplicate keys are not available.

45732-86

Fits all models. VRSC™, '15-later XG and '04-later XL and XR models require installation of engine guard.



F. MUSIC PLAYER TANK POUCH



G. UNIVERSAL MOUNT HELMET LOCK

28 STREET™

Engine Guards & Center Stand

A. ENGINE GUARD*

The unique soft curve shape adds style to function. The two-piece Engine Guard is designed to complement the lines of the Harley-Davidson® Street motorcycle and the choice of finishes adds the perfect custom touch. Add your choice of Engine Guard Mounted Highway Pegs (sold separately) to change your foot position on a long ride.

Fits '15-later XG models.

49000047A Gloss Black.

49000015A Chrome.

B. CENTER STAND

Lifting your bike upright and off the side stand is ideal for cleaning and servicing and reduces the space required for parking – handy where space is at a premium in a crowded garage, a small parking spot or at a ride-in bike show. The robust gloss black painted center stand attaches directly to the frame and does not reduce the lean angle. Kit includes gloss black center stand, mounting brackets and all necessary installation hardware.

92900014

Fits '15-later XG models.



A. ENGINE GUARD – GLOSS BLACK



A. ENGINE GUARD – CHROME



B. CENTER STAND



B. CENTER STAND



***WARNING:** These guards may provide limited leg and cosmetic vehicle protection under unique circumstances (fall over while stopped, very low speed slide). They are not made nor intended to provide protection from bodily injury in a collision with another vehicle or any other object.

Not all products are available in all countries – please consult your dealer for details.



NEW

C. HANDLEBAR TIP GUARD KIT



NEW

D. SWINGARM GUARD KIT



NEW

E. REAR FENDER GUARD KIT



NEW

F. & G. EXHAUST GUARD AND MUFFLER SLIDER GUARD



NEW

F. EXHAUST GUARD KIT



NEW

G. MUFFLER SLIDER GUARD KIT

VEHICLE PROTECTION COMPONENTS – HARLEY-DAVIDSON® STREET MODELS

Soft asphalt, tight quarters, and inattentive car parkers are everyday threats to a motorcycle in the urban jungle. Stationary and low-speed tip-over incidents can cause significant damage to the bike's painted parts, hand and foot controls, and the exhaust system. Now, you can provide cosmetic protection to some of the most costly components in the event of a vehicle drop, and safeguard your bike with this collection of cosmetic vehicle guards.

C. HANDLEBAR TIP GUARD KIT

Designed to protect the cosmetics of the hand control levers, grips, mirrors, and throttle control during a vehicle tip-over, these Handlebar Tip Guards extend the width of the handlebar. The gloss black finish complements the vehicle's style, and the rugged style adds to the Street™ motorcycle's dark custom look.

49000132

Fits '15-later XG models. Does not fit with Reach™ Handlebar P/N 55800237 and 55800224, Drag Handlebar P/N 55800238 and 55800225 or accessory hand grips.

D. SWINGARM GUARD KIT

Designed to protect the cosmetics of the swingarm, this Swingarm Guard replaces the lower shock bolt. The gloss black guard matches the finish of the swingarm and belt guard, and blends into the bike's profile for an unobtrusive look.

49000121

Fits '15-later XG models.

E. REAR FENDER GUARD KIT

Designed to protect the cosmetics of the rear fender, rear turn signals, and shocks, these gloss black rails bolt to the rear fender struts and offer a protective landing point during a right- or left-hand tip-over. The shape also provides a convenient lifting handle to help stand the bike upright after a drop.

49000131

Fits '15-later XG models. Does not fit models equipped with Docking Hardware Kit P/N 52300285 or H-D® Detachables™ Luggage Rack P/N 50300071 and 50300091. Does not fit with Throw-Over Saddlebags P/N 90200906.

F. EXHAUST GUARD KIT

Shaped to surround the muffler body, this Exhaust Guard protects the cosmetics of the exhaust system during a tip-over. The gloss black finish complements the black frame and muffler, and adds a tough look to the bike's profile.

49000118

Fits '15-later XG models.

G. MUFFLER SLIDER GUARD KIT

This Muffler Slider is crafted from a specially formulated polymer that resists abrasion and protects the cosmetics of the tail end of the muffler in the event of a vehicle drop. This easy-to-install, heat-resistant split ring slips over the muffler end cap, and is held securely in place by a black-finished stainless steel band. When installed, the knobby surface and the satin black finish add a rugged look to the bike's profile.

49000067

Fits '15-later XG models. Does not fit with Screamin' Eagle® Nighthawk Slip-On Muffler P/N 64900220.

30 STREET™

Handlebars

A. REACH™ HANDLEBAR*

This handlebar is designed to bring the controls 2 inches closer to the rider for increased comfort. The position is helpful for shorter riders, but also places almost any size rider in an upright, relaxed riding profile. Available in show-quality chrome or satin-black finish to complement your bike's overall design sense.

Handlebar Dimensions:

| | |
|---------------------|---------------------|
| Bar Diameter – .88" | Rise – 8.25" |
| Tip-to-Tip – 30.00" | Base Width – 8.25" |
| Pull Back – 2.00" | Knurl Width – 3.25" |

Fits '15-later XG models. Installation requires separate purchase of Clutch Cable P/N 37200077. ABS models require separate purchase of Front Brake Line P/N 41800611.

55800224 Satin Black.

55800237 Chrome.

B. DRAG HANDLEBAR*

Nothing says minimalist like a classically simple drag bar. Shaped to give the Street model an aggressive riding profile, this 7/8" diameter flat Drag Bar features just 1.6" of pull back to provide an excellent combination of forward positioning and wrist control.

Handlebar Dimensions:

| | |
|---------------------|----------------------|
| Bar Diameter – .88" | Rise – 0.00" |
| Tip-to-Tip – 30.50" | Base Width – 12.00" |
| Pullback – 1.60" | Knurl Center – 3.25" |

Fits '15-later XG models. All models require separate purchase of additional installation components. ABS models require separate purchase of Front Brake Line P/N 41800610.

55800225 Satin Black.

55800238 Chrome.

Also Available:

FRONT BRAKE LINE FOR STREET MODELS – ABS

Enables fitment of accessory handlebars on ABS-equipped Harley-Davidson® Street model motorcycles.

41800611

Required for installation of Reach Handlebar P/N 55800224 or 55800237 on '17-later XG models equipped with ABS brakes.

41800610


Required for installation of Drag Handlebar P/N 55800225 or 55800238 on '17-later XG models equipped with ABS brakes.



A. REACH HANDLEBAR – (SATIN BLACK SHOWN)



B. DRAG HANDLEBAR



STREET HANDLEBAR COMPARISON

*NOTE: Installation of some handlebars and risers may require a change in clutch and/or throttle cable and brake lines for some models. Handlebar height is regulated in many states. Check state or local laws before installation.

Not all products are available in all countries – please consult your dealer for details.



C. EDGE CUT COLLECTION HAND GRIPS



C. EDGE CUT COLLECTION FOOT CONTROLS



D. DIAMOND BLACK COLLECTION HAND GRIPS



D. DIAMOND BLACK COLLECTION FOOT CONTROLS

C. EDGE CUT COLLECTION HAND AND FOOT CONTROLS

Live your life on the edge. The Edge Cut Collection features a crisp anodized finish that is machined to expose the highlights of raw aluminum. The contrasting cut back look makes a powerful visual statement and works great with both traditional and contemporary customizing styles.

Fits '15-later XG models.

56100083 Hand Grips.

49312-10 Footpegs.

34671-10 Shifter Peg.

42847-10 Brake Pedal Pad.

D. DIAMOND BLACK COLLECTION HAND AND FOOT CONTROLS

Shroud your bike in mystery. This collection features distinctive knurled surfaces that expose the raw billet aluminum for a dramatic contrast. The satin black finish will complement both high-gloss and "denim" paint colors and the narrow bands and the knurled surfaces provide a positive grip.

Fits '15-later XG models.

56100142 Hand Grips.

50911-08A Footpegs.

34690-08 Shifter Peg.

41850-08 Brake Pedal Pad.

32 STREET™

Hand & Foot Controls

A. NARROW BAND BILLET COLLECTION HAND AND FOOT CONTROLS

A raw look wrapped in class. This collection features a deep knurled surface for a positive grip and slim black rubber stripes over the chrome finish for stylish contrast. The mirror-chrome finish over the knurled surface scatters light to grab the attention of fellow riders. These components look great next to either chrome or black controls, and help you establish your own customizing direction.

Fits '15-later XG models.

56100179 Hand Grips.

50978-99A Footpegs.

49254-99 Shifter Peg.

42629-00 Brake Pedal Pad.



A. NARROW BAND BILLET COLLECTION HAND GRIPS

B. BURST COLLECTION FOOT CONTROLS

Split with tradition. The Burst Collection takes your ride in a new hard-edged direction. A rich mixture of tuxedo black, satin aluminum and textured rubber, each component in this complete collection seamlessly ties the look together. The Burst Collection components create an impact all by themselves, but can also be combined with edge cut and other black accessories to complete the look.

Fits '15-later XG models.

33600059 Footpegs – Round.

33600032A Shifter Peg.

50600140 Brake Pedal Pad.



A. NARROW BAND BILLET COLLECTION FOOT CONTROLS

C. SILENCER COLLECTION FOOT CONTROLS

Make your own noise. Unique electroless nickel plating provides this collection with a warm, burnished finish that looks like you've been twisting this throttle for years. The precision drilled surfaces bite against the sole of your boot for positive grip and provide the gun barrel look.

Fits '15-later XG models.

50056-10 Footpegs.

35286-10 Shifter Peg.

48990-10 Brake Pedal Pad.



B. BURST COLLECTION FOOT CONTROLS



C. SILENCER COLLECTION FOOT CONTROLS

Not all products are available in all countries – please consult your dealer for details.



NEW



NEW

D. DEFIANCE COLLECTION FOOT CONTROLS – CHROME

D. DEFIANCE COLLECTION FOOT CONTROLS

Show your complete disregard for the rules. Anything but traditional, this complete collection of hand and foot controls refuses to conform to the everyday norms. Defined by sweeping curves, this design features a field of textured black rubber accented with deep longitudinal lines and a contemporary H-D® logo. Available in your choice of chrome, machine cut anodized black or full black finishes, the Defiance Collection sets a new rebellious direction in customizing.

DEFIANCE FOOTPEGS

Surrounded in high-traction cross-hatched rubber, these custom aluminum footpegs feature a pattern of deep lateral grooves and a stylized H-D logo for a modern sleek look.

Fits '15-later XG models.

- 50500535** Chrome.

- 50500678** Black Anodized.

- 50500540** Black Machine Cut.

DEFIANCE BRAKE PEDAL PADS

This stylish brake pedal pad features a rich black rubber panel set into the recessed surface, surrounded by deep accenting grooves. The easy-to-install pad is available in two sizes to fit many Harley® models.

Fits '15-later XG models.

- 50600182** Small – Chrome.

- 50600187** Small – Black Anodized.

- 50600188** Small – Black Machine Cut.

DEFIANCE SHIFTER PEGS

Wrapped in high-grip rubber, these easy-to-install shifter pegs add a clean contemporary look to your ride. The rubber surface and round end protect your boot leather when shifting, and the deep lateral groove ties the complete collection together.

Fits '15-later XG models.

- 33600100** Chrome.

- 33600111** Black Anodized.



NEW



NEW

D. DEFIANCE COLLECTION FOOT CONTROLS – BLACK ANODIZED



NEW



NEW

D. DEFIANCE COLLECTION FOOT CONTROLS – BLACK MACHINE CUT

Not all products are available in all countries – please consult your dealer for details.

34 STREET™

Mirrors & Chassis Trim

A. EDGE CUT DOME MIRRORS*

Keep an eye on everything, while everyone keeps an eye on you. These compact billet mirrors feature glass-smooth domed shells and wet-look black surfaces to reflect a new contemporary style. The mirrors feature a precision machined edge that exposes three bands of satin aluminum for a brilliant contrast, and sleek round stems to keep the mirrors close to the controls for a tight tucked-in profile.

56000090††

Fits '15-later XG models.

B. PROFILE CUSTOM MIRRORS – SATIN BLACK*

These billet-style mirror feature a low-profile swept back design with a shape that tucks in close to the hand controls. The compact teardrop shape provides excellent rearward visibility and the slim lines add a true custom touch.

56000135

Fits '15-later XG models.

C. EDGE CUT STEM MIRRORS – SATIN BLACK*

The slotted stem of this custom mirror is the ideal complement to the Edge Cut Collection of foot and hand controls. The tapered stems are black-anodized for a rich finish and the slots are machined to expose the raw aluminum and form the final cut back look. The satin black mirror shell complements the Original Equipment hand control finish for a cohesive look.

92441-10

Fits '15-later XG models.

D. BUCKSHOT MIRRORS – SATIN BLACK*

The deep grooved and perforated stem of this custom mirror complements Original Equipment and accessory foot and hand controls. The tapered mirror and stem are black-coated for a deep luster.

92416-08

Fits '15-later XG models.

E. DOME MIRRORS – SATIN BLACK*

This special mirror features a smooth, dome-shaped billet head, unique single slot stem and a satin black mirror. It's a clean look that provides distinctive style.

92423-08A

Fits '15-later XG models.

F. TRIBAL COLLECTION MIRRORS – GLOSS BLACK*

Billet-style mirror features a tapered shape that provides excellent rearward visibility. The deeply grooved stem and the swept-back design hug the contour of the handlebar and the tribal flames add an element of ancient mystery.

92398-09

Fits '15-later XG models.

G. FUEL CAP MEDALLION – STREET MODELS

Decorative aluminum trim ring is the perfect finishing touch to your Original Equipment fuel cap. Contoured to the profile of the cap, the trim ring features adhesive backing for easy installation.

Fits '15-later XG models.

61300586 H-D® Street Script.

61300585 H-D Motor Co. Script.

†† (E)



A. EDGE CUT DOME MIRRORS



B. PROFILE CUSTOM MIRRORS – SATIN BLACK



C. EDGE CUT STEM MIRRORS – SATIN BLACK



D. BUCKSHOT MIRRORS – SATIN BLACK



E. DOME MIRRORS – SATIN BLACK



F. TRIBAL COLLECTION MIRRORS – GLOSS BLACK



G. FUEL CAP MEDALLION – H-D STREET SCRIPT



G. FUEL CAP MEDALLION – H-D MOTOR CO SCRIPT

*Harley-Davidson® Motor Company cannot test and make specific fitment recommendations concerning every possible mirror and handlebar combination. Therefore, after installing new mirrors or handlebars, and before operating the motorcycle, check to ensure that the mirrors provide the operator a clear view to the rear.

Not all products are available in all countries – please consult your dealer for details.



H. FORK TUBE AND STEERING STEM COVER KIT – GLOSS BLACK

**H. FORK TUBE AND STEERING STEM COVER KIT**

Highlighted with an embossed Bar & Shield® logo, these smooth covers enhance the clean look of the upper triple tree. Easy to install kit includes two press-in fork tube covers and a moon-shape steering stem cover.

Fits '15-later XG models.

45800056 Gloss Black.

45800053 Chrome.

I. SWINGARM PIVOT BOLT COVERS – GLOSS BLACK

Conceal the swingarm pivot bolt in classic style. These easy to install gloss black covers hide the Original Equipment hardware and add a clean custom touch to the bike's profile. Complete kit includes left and right die-cast pivot bolt covers and necessary mounting hardware.

61400269

Fits '15-later XG models.

J. COOLANT HOSE COVER KIT

Add a finishing touch to the left side profile of the Harley-Davidson® Street motorcycle. This easy to install one-piece cover dresses the bike and protects the coolant hoses below the coil cover.

Fits '15-later XG models.

26900108 Gloss Black.

26900107 Chrome.



H. FORK TUBE AND STEERING STEM COVER KIT – CHROME



I. SWINGARM PIVOT BOLT COVERS – GLOSS BLACK



J. COOLANT HOSE COVER KIT – GLOSS BLACK



J. COOLANT HOSE COVER KIT – CHROME

36 STREET™

Engine Trim

A. DARK CUSTOM® LOGO COLLECTION

Make a bold statement with these easy to install, black anodized and machined billet medallions.

61300227 Air Cleaner Trim.
Fits '15-later XG models with Original Equipment air cleaner cover.

25600033 Right Side Medallion.
Fits '15-later XG models.

25700307 Left Side Medallion.
Fits '15-later XG models.

B. HARLEY-DAVIDSON® MOTOR CO. COLLECTION – BLACK WITH CHROME SCRIPT

An aggressive twist on a classic style. The Harley-Davidson Motor Co. Collection features a rich gloss black surface, trimmed with deep-cut silver-filled lettering that surrounds a central groove. The clean design and the luxurious finish are the perfect match for blacked-out engine cases.

61300228 Air Cleaner Trim.
Fits '15-later XG models with Original Equipment air cleaner cover.

25600034 Right Side Medallion.
Fits '15-later XG models.

25700308 Left Side Medallion.
Fits '15-later XG models.



A. DARK CUSTOM LOGO COLLECTION – AIR CLEANER TRIM



A. DARK CUSTOM LOGO COLLECTION – RIGHT SIDE MEDALLION



A. DARK CUSTOM LOGO COLLECTION – LEFT SIDE MEDALLION



B. HARLEY-DAVIDSON MOTOR CO. COLLECTION
BLACK WITH CHROME SCRIPT – AIR CLEANER TRIM



B. HARLEY-DAVIDSON MOTOR CO. COLLECTION
BLACK WITH CHROME SCRIPT –
RIGHT SIDE MEDALLION



B. HARLEY-DAVIDSON MOTOR CO. COLLECTION
BLACK WITH CHROME SCRIPT –
LEFT SIDE MEDALLION



C. WILLIE G SKULL COLLECTION – AIR CLEANER TRIM

C. WILLIE G™ SKULL COLLECTION

Add a little attitude to your ride. Styled to complement Harley-Davidson® Skull accessory items, the menacing raised skull with black-filled eyes leaps from a field of chrome. The surrounding Harley-Davidson Motorcycles script is the perfect finishing touch. This complete collection of engine covers dresses your bike for a true custom look.

61300520 Air Cleaner Trim.

Fits '15-later XG models with Original Equipment air cleaner cover.

25600044 Right Side Medallion.

Fits '15-later XG models.

25700460 Left Side Medallion.

Fits '15-later XG models.

D. HARLEY-DAVIDSON MOTOR CO. COLLECTION – CHROME WITH BLACK SCRIPT

This collection personifies Harley style. It had better, because we put our name on it – The Harley-Davidson Motor Co. Collection. The mirror finished chrome surface features deep-carved black-filled lettering that surrounds a racetrack groove. Simple and elegant, this complete engine trim collection adds a bright accent to the engine cases.

61300229 Air Cleaner Trim.

Fits '15-later XG models with Original Equipment air cleaner cover.

25600035 Right Side Medallion.

Fits '15-later XG models.

25700309 Left Side Medallion.

Fits '15-later XG models.



C. WILLIE G SKULL COLLECTION – RIGHT SIDE MEDALLION



C. WILLIE G SKULL COLLECTION – LEFT SIDE MEDALLION



D. HARLEY-DAVIDSON MOTOR CO. COLLECTION CHROME WITH BLACK SCRIPT – AIR CLEANER TRIM



D. HARLEY-DAVIDSON MOTOR CO. COLLECTION CHROME WITH BLACK SCRIPT – RIGHT SIDE MEDALLION



D. HARLEY-DAVIDSON MOTOR CO. COLLECTION CHROME WITH BLACK SCRIPT – LEFT SIDE MEDALLION

38 STREET™

Chassis Trim & Rotors

A. FRONT AXLE NUT COVERS

Cover the front axle in style. These smooth custom, die-cast Axle Nut Covers look great and add the finishing touch to complete a custom front end. These Axle Cover Kits are easy to install and include all necessary mounting hardware. Sold in pairs.

Fits '15-later XG models.

43000026 Gloss Black.

44117-07A Chrome.

B. REAR AXLE NUT COVERS

Cover the rear axle in style. These smooth Axle Nut Covers look great and add the finishing touch to complete the custom look. These easy to install Axle Cover Kits include all necessary mounting hardware. Sold in pairs.

Fits '15-later XG models.

43000018 Gloss Black.

43000022 Chrome.

C. POLISHED BRAKE ROTORS

A perfect complement to stock or custom wheels. Manufactured to Original Equipment specifications for exact fit, these rotors are meticulously polished to achieve a chrome-like appearance. Rotors are sold individually and include chrome installation hardware.

Fits '15 XG models only.

41500096 Front, Left.

41500097 Rear, Right.



A. FRONT AXLE NUT COVERS – GLOSS BLACK



A. FRONT AXLE NUT COVERS – CHROME



B. REAR AXLE NUT COVERS – GLOSS BLACK



B. REAR AXLE NUT COVERS – CHROME



C. POLISHED BRAKE ROTORS



D. TYPHOON CUSTOM WHEEL – CUT BACK GLOSS BLACK

D. TYPHOON CUSTOM WHEEL

An intense storm is brewing. Nine arching spokes spin outward from the hub and blend seamlessly with the rim to add forward motion, even while standing still. The flat profile spokes and carved webs add visual intensity and tailor your bike to fit the mood. Requires separate purchase of model-specific Wheel Installation Kit, Sprocket Hardware and Brake Rotor Hardware.

Front – Fits '15-later XG models.

43300351 17" Front, Cut Back Gloss Black.

43300350 17" Front, Mirror Chrome.

Rear – Fits '15-later XG models.

40900358 15" Rear, Cut Back Gloss Black.

40900359 15" Rear, Mirror Chrome.

Also available:**WHEEL INSTALLATION KIT**

Once you select your wheel style, select the Wheel Installation Kit designed specifically for your motorcycle. Kit includes the bearings and spacers required for installation.

42400008 Front, 25mm Axle.

Fits '15-later XG models, '08-later XL models without ABS brakes and '13-later FXSB models without ABS brakes.

41451-08C Rear, 25mm Axle.

Fits '15-later XG and '08-later Dyna® models without ABS brakes.



D. TYPHOON CUSTOM WHEEL – MIRROR CHROME

40 STREET™

Screamin' Eagle® Performance

A. SCREAMIN' EAGLE PERFORMANCE AIR CLEANER KIT

This kit provides a freer breathing capability to pump-up the power of your EFI-equipped motorcycle. Air Cleaner features a washable high-flow, oiled cotton media element. Kit includes a high-flow air filter element, Screamin' Eagle air cleaner medallion and all required hardware. 50-State U.S. EPA compliant.

29400197

Fits '15-later XG models. '17-later require recalibration with Screamin' Eagle Pro Street Tuner* (sold separately).

B. SCREAMIN' EAGLE AIR CLEANER MEDALLION

Dress your air cleaner in style. Easy-to-install medallion features brilliant Screamin' Eagle script and Harley-Davidson® lettering set against a rich black background. Self-adhesive backing for easy installation.

61300364

Fits '15-later XG models.

C. SCREAMIN' EAGLE 10MM PHAT SPARK PLUG WIRES

Fat 10mm plug wires add dimension and style to your ride. Screamin' Eagle boot design and suppression core wires ensure solid connection and maximum voltage transfer between coil and plugs. Screamin' Eagle logo printed along the wire to add style.

Fits '15-later XG models.

31600048A Black.

31600054A Red.

31600051A Orange.



A. SCREAMIN' EAGLE PERFORMANCE AIR CLEANER KIT



B. SCREAMIN' EAGLE AIR CLEANER MEDALLION



C. SCREAMIN' EAGLE 10MM PHAT SPARK PLUG WIRES – BLACK



C. SCREAMIN' EAGLE 10MM PHAT SPARK PLUG WIRES – RED



C. SCREAMIN' EAGLE 10MM PHAT SPARK PLUG WIRES – ORANGE

*Not certified for use in the EU

Street legal and/or street compliant statements refer to product meeting 50-State emissions and noise standards in the United States.

Not all products are available in all countries – please consult your dealer for details.



D. SCREAMIN' EAGLE NIGHTSTICK 2-INTO-1 SLIP-ON MUFFLER – JET BLACK

D. SCREAMIN' EAGLE NIGHTSTICK 2-INTO-1 SLIP-ON MUFFLER – JET BLACK*

Tuned by the factory for the ultimate combination of rich tone and legal sound levels, this slip-on muffler is the perfect match for your Harley-Davidson® model. The high-flow design of the external diffusion discs produces plenty of low-end "guts" to get your bike away from the light and a fat torque curve that gets you quickly around slow-moving traffic. The multiple stainless steel diffusion discs and domed end cap deliver an aggressive raspy sound. Available in jet black finish, these long and lean pipes feature an embossed Screamin' Eagle logo. Easy to install. 50-State U.S. EPA compliant.

64900220

Fits '15-later XG models. '17-later models require recalibration with Screamin' Eagle Pro Street Tuner** (sold separately).

E. SCREAMIN' EAGLE BUCKSHOT EXHAUST SHIELD KIT – JET BLACK

These custom exhaust shields feature a perforated "Buckshot" design to expose the head pipe for a raw rebellious look. These exhaust shields are a perfect match for Original Equipment or Screamin' Eagle muffler and complement the blacked out Harley-Davidson Street model. Manufactured to Original Equipment standards for exacting fit, the easy-to-install kit includes front and rear head pipe shields.

65400167

Fits '15-later XG models.



E. SCREAMIN' EAGLE BUCKSHOT EXHAUST SHIELD KIT – JET BLACK



F. MUFFLER END CAP – EDGE CUT

This Edge Cut End Cap kit allows you to personalize your Original Equipment mufflers. These easy-to-install caps are dressed with the same black-anodized finish as the Edge Cut Collection for a consistent look front to back and feature machined aluminum accents for a modern touch.

65100056

Fits '15-later XG models with Original Equipment muffler.



F. MUFFLER END CAP – EDGE CUT



*NOTE: There is no warranty on exhaust pipes and mufflers with regard to any discoloration. Blueing is caused by tuning characteristics, cam timing, carburetor jetting, over-heating, etc. and is not caused by defective manufacturing.

**Not certified for use in the EU

Street legal and/or street compliant statements refer to product meeting 50-State emissions and noise standards in the United States.

Not all products are available in all countries – please consult your dealer for details.

HARLEY-DAVIDSON®

V-ROD®

A liquid-cooled legend of sight and sound, of body-rumbling performance and high-tech magnificence. These drag strip-inspired Harley® motorcycles are known the world over, and on every street they deem worthy of their power.



GENUINE MOTOR PARTS & ACCESSORIES

NOT ALL PRODUCTS ARE AVAILABLE IN ALL COUNTRIES –
PLEASE CONSULT YOUR DEALER FOR DETAILS.



FAST TRACK TO PERFORMANCE

2017 VRSCDX Harley-Davidson Night Rod® Special

Nothing beats a V-Rod® model when it comes to long, low, drag-race inspired performance and styling. This Crushed Ice Denim model keeps the tradition firing on all cylinders with a Screamin' Eagle® Performance Air Cleaner. And with style touches like polished brake rotors and red front brake calipers, Defiance controls, and sleek mirrors with auxiliary lighting – you're sure to be noticed. You can even take a friend along in comfort with the Sundowner Rider seat and passenger pillion with backrest.

Not all products are available in all countries – please consult your dealer for details.



DEFIANCE HAND GRIPS

Wrap your hands around the contemporary styling and bring your custom look to life with a whole lot of attitude.



FRONT BRAKE CALIPER KIT

Dress your bike in the latest high-performance look. Brilliant red calipers make a powerful visual statement and set your bike apart from the ordinary.





PERFORMANCE AIR CLEANER

The Screamin' Eagle® Performance Air Cleaner provides clean and stable airflow to the engine for maximum performance.

SUNDOWNER RIDER SEAT

Designed for the long haul, this seat continues the comfort tradition of the popular Touring Sundowner seat line. With rider comfort in mind, the seat has a deep contoured bucket that provides lower back support and keeps you comfortable, longer. The wide passenger pillion bucket provides added support, as well.



MIRRORS WITH AUXILIARY LIGHTING

Function and style in one package. This forged mirror combines a traditional swept shape with a contemporary addition – forward-facing auxiliary lighting.



ONE-PIECE LUGGAGE RACK

Beautifully die-cast, polished and finished in satin chrome, the one-piece design features hidden mounting hardware for a seamless style.





VRSCF

V-ROD MUSCLE®

Production Color: Black Denim

Not all products are available in all countries – please consult your dealer for details.

FEATURED PRODUCTS

| | | | |
|------------------------------------|-----------|-------------------------------------|-----------|
| Front Polished Brake Rotors..... | 41500012A | Get-A-Grip Hand Grips – Chrome..... | 56100007 |
| Front Brake Caliper Kit – Red..... | 41300116 | Chrome Hand Control Lever Kit..... | 42270-06B |
| Banjo Bolt Kit – Chrome..... | 41843-08 | Chrome Master Cylinder Kit..... | 42100-06D |
| Coolant Hose Cover – Chrome..... | 29770-01 | Switch Housing Kit – Chrome..... | 70222-96B |

For a complete list of parts and accessories visit accessories.harley-davidson.eu/inspiration-gallery



Upright and Backrest Pad..... 51600-09
 One-Piece Luggage Rack..... 53315-09
 Slotted Shift Lever – Black..... 34551-09
 Slotted Rear Brake Lever – Black..... 48983-09

Swingarm Pivot Covers – Chrome..... 48893-01
 Rear Axle Covers – Black..... 43430-09
 Rear Caliper Screen – Chrome..... 42053-05

SCREAMIN' EAGLE® PERFORMANCE

Performance Air Cleaner..... 29793-02C



VRSCDX

NIGHT ROD® SPECIAL

Production Color: Corona Yellow Pearl

*Not all products are available in all countries –
please consult your dealer for details.*

FEATURED PRODUCTS

| | | | |
|------------------------------------|-----------|---|-----------|
| Front Polished Brake Rotors..... | 41500012A | Reach™ Rider Seat..... | 52000049 |
| Front Caliper Screen – Chrome..... | 42054-05 | Black Hand Control Lever Kit..... | 42275-07A |
| Banjo Bolt Kit – Chrome..... | 41843-08 | Get-A-Grip Hand Grips – Black..... | 56100008 |
| Billet Cam Cover Medallions..... | 44497-02 | NEW Profile Mirrors – Black..... | 56000135 |

For a complete list of parts and accessories visit accessories.harley-davidson.eu/inspiration-gallery



Upright and Backrest Pad..... 52300016
 One-Piece Luggage Rack..... 50300028
 Slotted Shift Lever – Black..... 34551-09
 Slotted Rear Brake Lever – Black..... 48983-09

Jiffy Stand – Chrome..... 49742-01A
 Rear Caliper Screen – Chrome..... 42053-05
 Swingarm Pivot Covers – Black..... 47647-09
 Rear Axle Covers – Black..... 43430-09

SCREAMIN' EAGLE® PERFORMANCE

Performance Air Cleaner..... 29793-02C

50 VRSC™

Windshields

A. QUICK-RELEASE COMPACT MID-SPORT WINDSHIELD

Shaped to split the wind. This tough, hard-coated polycarbonate Mid-Sport Windshield wraps around the headlamp to offer the maximum wind protection available in a compact profile. The windshield mounts to the fork tubes with elegant die-cast lever-release clamps and to the handlebar with "plug-in" docking points, so the windshield does not require any "leave-behind" hardware. You get quick on-and-off convenience and a clean, custom look. No tools are required.

57610-09 18" Light Smoke.

Fits '09-later VRSCF models. Windshield dimensions:
Overall height – 20"; width – 17.5".

57400060 18" Light Smoke.

Fits '12-later VRSCDX models. Windshield dimensions:
Overall height – 24"; width – 17.5".

B. COMPACT MID-SPORT WINDSHIELD

Wind protection and style combined. This Mid-Sport Windshield wraps around the contour of the headlamp to offer the maximum wind protection available in a compact profile. The multi-point chrome mounting system attaches to the fork tubes and bars for a positive grip. Kit includes all necessary mounting hardware.

57861-06 12" Clear.

Fits '06-'08 VRSCD models. Windshield dimensions:
Overall height – 21.3"; width – 17.9".

57870-07 12" Clear.

Fits '07-'11 VRSCDX models. Windshield dimensions:
Overall height – 20.1"; width – 17.9".

57213-06 18" Clear.

Fits '06-'07 VRSCR and '07 VRSCX models. Windshield dimensions: Overall height – 21.3"; width – 18.2".

C. QUICK-RELEASE TOURING WINDSHIELD

The Touring Windshield features an aerodynamic design shaped to provide hours of riding comfort. The additional center width directs airflow past the hand grips and deflects rain and road debris around the rider. The windshield mounts to the fork tubes with elegant die-cast lever-release clamps, so the windshield does not require any "leave-behind" docking hardware. You get quick on-and-off convenience and a clean, custom look. No tools are required. The tough, hard-coated polycarbonate windshield features a stylish horizontal brace with the Bar & Shield® logo to accent the long, lean look of the V-Rod® model. Kit includes Turn Signal Relocation Kit.

57211-05 23" Clear.

Fits '02-'10 VRSCA, '04-'05 VRSCB and '07 VRSCX models. '05 VRSCB models require separate purchase of Headlamp Visor P/N 67750-88T and Visor Screw P/N 3383. Windshield dimensions: Overall height – 27.4"; width – 23.0".




A. QUICK-RELEASE COMPACT MID-SPORT WINDSHIELD (VRSCF SHOWN)



A. QUICK-RELEASE COMPACT MID-SPORT WINDSHIELD ('12-LATER VRSCDX SHOWN)



B. COMPACT MID-SPORT WINDSHIELD
(57861-06 SHOWN)



C. QUICK-RELEASE TOURING
WINDSHIELD




D. SUPER SPORT WINDSHIELD



E. TURN SIGNAL RELOCATION KIT



F. BILLET HEADLAMP SHELL (SHOWN WITH INSTALLATION BRACKET AND TURN SIGNAL RELOCATION KIT)



G. CUSTOM LED TAIL LAMP – CLEAR LENS



G. CUSTOM LED TAIL LAMP – RED LENS

D. SUPER SPORT WINDSHIELD

Super is an apt description for this do-it-all shield. Easily removable, this sporty windshield provides protection from the elements when you need it. The high-quality light smoke shield is hard-coated to resist scratching.

57109-01 21" Light Smoke.
Fits '02-'10 VRSCA models. Windshield dimensions:
Overall height 21.5"; width 18.3".

E. TURN SIGNAL RELOCATION KIT

Styled to blend with the lower triple clamp. This chrome-plated Turn Signal Relocation Kit moves the Original Equipment bullet-style turn signals from the handlebar to the front fork for a clean, streamlined look. Kit includes left and right mounting stalk and all required hardware.

57205-05
Fits '02-'10 VRSCA, VRSCB and VRSCD and '07-'11 VRSCX and VRSCDX models.

F. BILLET HEADLAMP SHELL

Add style and substance to the front fork with this bullet-shaped Headlamp Shell. Manufactured from billet aluminum, this extended headlamp housing recesses the headlamp for a true custom appearance. The mirror-finish chrome surfaces and the close-fitting inner trim ring create the appearance of a one-piece design. Kit includes chrome-plated mounting hardware and a custom billet mount.

67704-03
Fits '99-'05 FXDWG and '00-later FXS, FXSB, FXSBSE, FXST, FXSTB, FXSTC and FXSTD models. Also fits '02-'11 VRSC models (except VRSCF) equipped with Installation Bracket P/N 68211-05. Not compatible with LED headlamps. (Does not fit International models.)

Shown with:

BILLET HEADLAMP INSTALLATION BRACKET

Add to the long and lean look of the VRSC model family. This bracket allows you to replace the Original Equipment headlamp with the mirror chrome extended Billet Headlamp Shell.

68211-05
Fits '02-'11 VRSCA, VRSCAW, VRSCB, VRSCD and VRSCX models. Requires separate purchase of Billet Headlamp Shell Kit P/N 67704-03 and Headlamp Bulb P/N 68297-05A. VRSCD models require removal of Original Equipment Color-Matched Speed Screen Visor.

G. CUSTOM LED TAIL LAMP

Function and style in one. Twenty-three brilliant red LED lamps are set in a mirror-finished chrome inner reflector. The "diamond cut" facets shape and direct the light and add a style all their own. Available with a red or clear outer lens, the installed lens adds a red metallic or chrome finishing touch to the rear fender. Featuring easy plug-in connection to the Original Equipment wiring harness. Meets DOT and TUV requirements.

Fits '02-'11 VRSC models (except VRSCF) and '00-'07 FXSTD models.

69367-07 Clear Lens with Chrome Reflector.

69366-07 Red Lens with Chrome Reflector.

52 VRSC™

Seating

A. SUNDOWNER RIDER SEAT

The Sundowner Seat provides the ultimate in long-riding comfort. The deep bucket design places your body in the proper upright touring position and the generous padding keeps you comfortable as the miles add up. The contoured seating surface distributes your weight over a wider surface to reduce pressure points and the dished shape provides added rider back support. Available to fit many models, Sundowner Seats retain the Original Equipment pivot mounting for easy access to the fuel filler. Styled to match the Original Equipment passenger pillion, this rider touring seat features a contoured bucket that provides additional lower back support.

52000048

Fits '12-later VRSCDX models. Seat width 16.0".

51778-07

Fits '07-'11 VRSC models (except VRSCF and VRSCR). Requires use of Original Equipment passenger pillion or Touring Passenger Pillion P/N 51780-07. Seat width 13.0".

Shown with:

TOURING PASSENGER PILLION

Although the VRSC family of motorcycles is built for speed, it can also make a radical touring machine. This wide and contoured Passenger Pillion is shaped to deliver maximum passenger comfort for long hauls or around-town riding.

51780-07

Fits '07-'11 VRSC models (except VRSCF and VRSCR). Requires separate purchase of model-specific Fender Base Plate. Pillion width 11.0".

B. SUNDOWNER RIDER SEAT AND PILLION

Designed for the long haul, this touring seat and passenger pillion combination continues the comfort tradition of the Sundowner line. With both the rider and passenger in mind, this seat features a deep contoured rider position to provide added lower back support and a wide passenger pillion for superior passenger comfort.

53432-02

Fits '02-'06 VRSCA, VRSCB, and VRSCD and '05-'06 VRSCSE models. Requires use of Fender Base Plate or One-Piece Luggage Rack (sold separately). Seat width 15.5"; pillion width 12.0".



A. SUNDOWNER RIDER SEAT – 52000048 SHOWN



A. SUNDOWNER RIDER SEAT – 51778-07 SHOWN
(SHOWN WITH TOURING PASSENGER PILLION)



B. SUNDOWNER RIDER SEAT AND PILLION – '02-'06 MODELS



C. REACH RIDER SEAT

C. REACH™ RIDER SEAT

Designed to position riders with a shorter inseam closer to the ground, Reach Seats are shaped to place the rider in a comfortable and confident relationship to the hand and foot controls. The wide seating surface provides loads of support while riding and the narrow tapered nose brings your legs together for an easier reach to the ground at a stop. Reach Seats feature a stepped profile that provides back support and keeps the rider from sliding back during acceleration. Reach Seats retain the Original Equipment pivot mounting for easy access to the fuel filler. This low-profile Reach Rider Seat moves the rider forward for improved access to the hand and foot controls and minimizes the leg stretch to the ground at a stop or while parking the bike. The seat is styled to match the Original Equipment passenger pillion.

52000049

Fits '12-later VRSCDX models. Seat width 15.0".

D. CAST UPRIGHT AND BACKREST PAD

Accent the low and lean look of the motorcycle with this highly styled cast passenger backrest. The unique cast upright with hidden hardware and the silver powder-coated finish blends with the bike to form a functional, yet stylish backrest. The backrest pad complements the Original Equipment seat. Kit includes upright, pad and mounting hardware.

51600-09

Fits '09-later VRSCF models. Requires separate purchase of Upright Installation Kit P/N 51607-09 or Cast One-Piece Luggage Rack P/N 53315-09.

52300016

Fits '12-later VRSCDX models. Requires separate purchase of Cast One-Piece Luggage Rack P/N 50300028.

Also available:

UPRIGHT INSTALLATION KIT – VRSCF

Required for installation of Cast Upright and Backrest Pad P/N 51600-09 when installed without Cast One-Piece Luggage Rack P/N 53315-09. Installation requires drilling holes in rear fender.

51607-09

Fits '09-later VRSCF models.

E. CAST ONE-PIECE LUGGAGE RACK*

Beautifully die-cast, polished and finished in satin chrome, the one-piece design features hidden mounting hardware for a seamless style. The long rearward sweep continues the lines of the rear fender and the angular design blends with the passenger pillion for a true custom look. The rack looks great alone or can be installed with the matching Cast Sissy Bar Upright for added functionality. Installation requires drilling holes in rear fender.

53315-09

Fits '09-later VRSCF models.

50300028

Fits '12-later VRSCDX models.



D. CAST UPRIGHT AND BACKREST PAD (VRSCF SHOWN WITH UPRIGHT INSTALLATION KIT)



D. CAST UPRIGHT AND BACKREST PAD (VRSCDX SHOWN WITH CAST ONE-PIECE LUGGAGE RACK)



E. CAST ONE-PIECE LUGGAGE RACK (VRSCF SHOWN)



E. CAST ONE-PIECE LUGGAGE RACK (VRSCDX SHOWN)



***WARNING:** Do not use this rack as a seat. Do not exceed the fender rack weight capacity. Using as seat or exceeding this capacity could cause handling problems which could result in loss of control and death or serious injury.

Not all products are available in all countries – please consult your dealer for details.

54 VRSC™

Backrests & Storage

A. TOURING PASSENGER BACKREST PAD

This wide Touring Backrest is shaped to provide added passenger comfort and support.

51783-07

Fits '07-'11 VRSC (except VRSCF), '06-'07 VRSCR and '06 VRSCSE models equipped with Low Sissy Bar Upright P/N 51162-06 or 51313-07. Also fits Dyna® models equipped with Sissy Bar Upright P/N 52726-09.

B. COMPACT PASSENGER BACKREST PADS

This backrest sports a smooth, clean finish that looks great with any smooth surface seat.

51583-01

Fits '02-'06 VRSCA, VRSCB and VRSCD models equipped with Low Sissy Bar Upright P/N 51126-01A or 51145-04A.

51782-07

Fits '07-'11 VRSC (except VRSCF), '06-'07 VRSCR and '06 VRSCSE models equipped with Sissy Bar Upright P/N 51162-06 or 51313-07, '06-later Dyna models equipped with Sissy Bar Upright P/N 52726-09 and FXCW models equipped with Sissy Bar Upright P/N 52804-08.

C. CHROME HARDWARE KITS – VRSC SISSY BAR AND LUGGAGE RACK

Finish the show-winning look with brilliant chrome hardware.

1. 94112-04 Sissy Bar Upright and Base Plate.

Fits '02-'11 VRSC models (except VRSCF) equipped with a Fender Base Plate and a Sissy Bar Upright.

2. 94263-04 Luggage Rack.

Fits '02-'11 VRSC models (except VRSCF) equipped with Luggage Rack P/N 51119-01A or 51142-04A.

D. AIR BOX COVER BRA

Protect the finish of your VRSC model's air box cover from scratches caused by keys, belt buckles and road debris. This "tank" bra is made with non-abrasive, fleece-backed vinyl and features an embroidered Bar & Shield® logo. Designed for easy installation and a custom fit.

57850-01

Fits '02-later VRSC models (except VRSCF).

E. DOCUMENT HOLDER

This Document Holder provides a convenient storage space under the VRSC hinged seat or in saddlebags. The clear zip-closure pouch attaches to the underside of the seat or to the interior of a saddlebag with convenient hook-and-loop strips and the pouch can be removed and replaced with a simple lift and pull.

94206-03

Fits '02-later VRSC models (except VRSCR).

F. FRAME BAG

Great for small items like cell phones and sunglasses, this compact bag tucks neatly in the left side of the frame for a clean look.

94204-03A

Fits '02-later VRSC models (except VRSCR).



A. TOURING PASSENGER BACKREST PAD



B. COMPACT PASSENGER BACKREST PAD (51782-07 SHOWN)



C. CHROME HARDWARE KITS – VRSC SISSY BAR AND LUGGAGE RACK



D. AIR BOX COVER BRA



E. DOCUMENT HOLDER



F. FRAME BAG



G. SPORT SADDLEBAGS – '12-LATER VRSCDX

G. SPORT SADDLEBAGS – '12-LATER VRSCDX

Add practical storage to your pavement-devouring hot rod. Styled to complement the knife-edge tail section of the 2012-later Night Rod® Special models, these saddlebags provide all the room you need for a weekend on the road. The bags feature a rigid plastic tub to help maintain their shape and a soft-touch face for packing flexibility. The double zipper top closure provides easy access to the generous interior and the external zippered pocket is the ideal spot to keep cell phones, maps and gloves. Wrapped in ballistic nylon, the tight-weave UV-resistant surface features a complementing V-ROD logo patch stitched to a textured black band. Complete kit includes left and right bag, mounting brackets and all required installation hardware. Luggage capacity: 1400 cubic inches total.

90200493
Fits '12-later VRSCDX models.

H. SPORT SADDLEBAGS – '02-'11 VRSC

These full-featured, handcrafted saddlebags have been designed to complement the VRSC motorcycle's sporting image. The ballistic nylon construction and VRSC logo add durability and style that builds on the VRSC family's muscular image. The Sport Saddlebags can be quickly removed from the available mounting supports for carrying ease and feature exterior pockets, an interior pouch and a large dual zipper opening. Kit includes left and right detachable bags and rain covers. Luggage capacity: 1900 cubic inches total.

91136-07A
Fits '02-'11 VRSC models (except VRSCF and VRSCSE). Installation requires separate purchase of model-specific Saddlebag Mounting Hardware.

Also available:
SADDLEBAG MOUNTING HARDWARE KIT
Required to install VRSC Saddlebag P/N 91136-07A.

91432-07
Fits '07-'10 VRSCAW, '07-'11 VRSCDX and '07-'08 VRSCX models.

91440-06
Fits '02-'06 VRSCA, '04-'05 VRSCB and '06 VRSCD models.



H. SPORT SADDLEBAGS – '02-'11 VRSC

I. HDMC™ MESSENGER BAG

Take to the road in style. This bag is crafted to serve as a practical commuter and as a stylish day bag—both on and off the bike. The soft and flexible sling bag features a padded shoulder strap with a cross-chest stabilizer strap that securely holds the bag in place across your back. Or you can secure the bag to the sissy bar with the wide adjustable hook-and-loop flap and quick release tabs. The genuine canvas bag is trimmed with contrasting web straps, distressed metal buckles and a comfortable carrying handle. The exterior of the bag features a newspaper pocket, a side pocket, and bold stenciled HDMC graphics. Behind the wide flap, the water-resistant inner cavity features a 10.0" x 15.0" padded laptop compartment, a padded tablet pocket, and separate pockets to store cell phones, pens, glasses and more. The bag also includes a rubberized port for easy headphone connection. Dimensions: 19.0" W x 3.5" D x 13.5" T.

Installation requires a sissy bar upright, backrest pad and luggage rack (if not mounting on passenger pillion).

93300101 Army Green.
93300100 Brown/Tan.
93300099 Black/Silver.



I. HDMC MESSENGER BAG – ARMY GREEN



I. HDMC MESSENGER BAG – BROWN/TAN



I. HDMC MESSENGER BAG – BLACK/SILVER

56 VRSC™

Engine Trim

A. CHROME ENGINE KIT

Upgrade your silver and black motor with brilliant chrome components. Kit includes upper and lower cam covers, clutch actuator cover, sprocket cover, water pump cover, clutch cover, derby cover, alternator cover and all gaskets.

16309-04A

Fits '04-later VRSC models (except VRSCF). Stock on VRSCA and VRSCAW models.

B. CHROME HARDWARE KIT – CAM COVER

Kit includes chrome washers and smooth socket head metric screws made to Harley-Davidson® specifications. Kit includes the hardware required to replace the visible set of zinc-plated fasteners on the cam cover.

94014-03 Fits '02-later VRSC models.

C. CHROME HARDWARE KIT – CLUTCH HOUSING AND WATER PUMP

Kit includes chrome washers and smooth socket head metric screws made to Harley-Davidson specifications. Kit includes the hardware required to replace the visible set of zinc-plated fasteners on the clutch cover, secondary clutch actuator cover and water pump cover.

94002-03 Fits '02-later VRSC models.

Also available: (not shown)

CHROME HARDWARE KIT – ALTERNATOR COVER AND FRONT SPROCKET COVER

Kit includes chrome washers and smooth socket head metric screws made to Harley-Davidson specifications. Kit includes the hardware required to replace the visible set of zinc-plated fasteners on the alternator cover, derby cover and front sprocket cover.

94001-03 Fits '02-later VRSC models.

D. SCREAMIN' EAGLE® PERFORMANCE AIR CLEANER FOR VRSC MODELS

This high-flow air cleaner provides the clean stable air the engine needs for maximum performance. The washable filter element does not require oiling.

29793-02C Fits '02-later VRSC models.

E. SCREAMIN' EAGLE PERFORMANCE SLIPPER CLUTCH FOR VRSC MODELS

This clutch offers reduced lever effort and improved performance. The unique "slip and assist" ramp system opens the two halves of the clutch hub slightly during high loads to the drivetrain, allowing a moderate slip that reduces shock to the drivetrain during rapid downshifting. The resulting reduction in wheel hop allows maximum contact between the tire and the road in wet or slippery conditions. Clutch lever effort is also reduced by 20% in 1130cc and 30% on 1250cc applications.

37938-08KA

Fits '02-'07 VRSC models.



A. CHROME ENGINE KIT



B. CHROME HARDWARE KIT – CAM COVER



C. CHROME HARDWARE KIT – CLUTCH HOUSING AND WATER PUMP



D. SCREAMIN' EAGLE PERFORMANCE AIR CLEANER FOR VRSC MODELS



E. SCREAMIN' EAGLE PERFORMANCE SLIPPER CLUTCH FOR VRSC MODELS



F. COOLANT HOSE COVER KIT – CHROME



G. BRAIDED STAINLESS STEEL COOLANT LINE

F. COOLANT HOSE COVER KIT – CHROME

Chrome Coolant Hose Cover picks up where the stock water pump cover leaves off. This cover extends from the tee behind the upper frame to the top of the water pump. All necessary mounting hardware is included.

29770-01

Fits '02-later VRSC models. Will not fit with Braided Stainless Steel Coolant Line P/N 26792-01.

G. BRAIDED STAINLESS STEEL COOLANT LINE

Add the performance look that only braided steel can provide with this custom Coolant Line Kit. Complemented by machined billet aluminum chrome-plated end caps for exact fitment and flawless function.

26792-01 Fits '02-later VRSC models.

H. VENTED SIDE COVERS – CHROME

Add a deeply contoured look to the VRSC model's aggressive profile. These chrome-plated steel Side Covers feature a recessed black vent for a distinctive appearance. Easy-to-install kit includes left and right covers and chrome-plated mounting hardware.

66331-05

Fits '02-later VRSC models (except VRSCF).

I. BILLET CAM COVER MEDALLION KIT – CHROME

These mirror-finished chrome-plated cam cover inserts add a touch of chrome to the VRSC model's silver heads. The domed contour catches your eye and is a perfect complement to the Billet Front Sprocket Inserts P/N 44493-02. Easy installation with high-strength adhesive backing. Kit includes four medallions.

44497-02 Fits '02-later VRSC models.

J. OIL TEMPERATURE DIPSTICK

Replace your Original Equipment oil dipstick with this custom-styled version featuring an easy-to-see mechanical temperature readout with Harley-Davidson® logo. A knurled, chrome-plated aluminum cap completes the styling and provides an easy grip for removal.

62962-01A

Fits '02-later VRSC models (except VRSCF).

K. BILLET MUFFLER CLAMP KIT – CHROME

Complete the flowing lines of the VRSC mufflers with brilliant chrome. These highly polished and chrome-plated machined billet aluminum clamps provide the perfect finishing touch to the long and lean VRSC exhaust. These clamps replace the Original Equipment strap muffler clamps, are reusable and fit with the Original Equipment or Screamin' Eagle® Slip-On Mufflers.

65271-03

Fits '02-'10 VRSCA, VRSCAW, VRSCB and VRSCX models equipped with Original Equipment mufflers.



H. VENTED SIDE COVERS – CHROME



I. BILLET CAM COVER MEDALLION KIT – CHROME



J. OIL TEMPERATURE DIPSTICK



K. BILLET MUFFLER CLAMP KIT – CHROME

Not all products are available in all countries – please consult your dealer for details.

58 VRSC™

Wheels & Brake Rotors

A. 5-SPOKE CAST ALUMINUM WHEEL

Dress your V-Rod® motorcycle in the latest style. First introduced on the 2008 Night Rod® model, these black and polished 5-Spoke Wheels add a touch of attitude to your early VRSC model.

43634-08 19" Front.

Fits '02-'07 VRSC models. Original Equipment on '08 VRSCD. Requires separate purchase of model-specific Wheel Installation Kit. '07 VRSCX models and other models equipped with laced front wheel also require additional purchase of (2) Front Brake Rotors P/N 44553-06A.

43635-08 18" Rear (180/55 Tire).

Fits '02-'06 VRSCA and VRSCB models and '06-'08 VRSCD and VRSCR models. Does not fit models equipped with 240mm rear tire. Requires separate purchase of model-specific Wheel Installation Kit.



A. 5-SPOKE CAST ALUMINUM WHEEL

B. POLISHED BRAKE ROTORS

A perfect complement to stock or custom wheels. Manufactured to Original Equipment specifications for exact fit, these rotors are meticulously polished to achieve a chrome-like appearance. Rotors are sold individually and include chrome installation hardware.

41500012A Front.

Fits '06-later VRSC and Dyna® models (except FXDF). Also Fits '08-later Touring and Trike models. Requires Original Equipment or Accessory wheel with 6.7" bolt circle rotor mount. Does not fit Enforcer or Impeller wheels.



B. POLISHED BRAKE ROTORS

C. SCREAMIN' EAGLE® FORK BRACE

These chrome fork braces are machined from billet aluminum, then polished and chrome-plated to complement the curve of the front fender. The machined Screamin' Eagle logo finishes the look with crisp detail. Easy-to-install, these braces offer increased torsional rigidity. Does not fit with Fluted Fork Slider Dust Covers.

46595-06A

Fits '02-'08 VRSCA, VRSCB, VRSCD, VRSCX and '06-later FXD, FXDB, FXDC, FXDL and FXDLS models.



C. SCREAMIN' EAGLE FORK BRACE – CHROME



D. FRONT AXLE NUT COVERS – CHROME



D. FRONT AXLE NUT COVERS – GLOSS BLACK

D. FRONT AXLE NUT COVERS

Cover the front axle in style. Available in your choice of styles, these custom Axle Nut Covers look great with Original Equipment satin-finish fork sliders or add the finishing touch to a complete chrome or blacked-out front end. Easy to install kits include all necessary mounting hardware. Sold in pairs.

Fits '02-'11 VRSC (except VRSCF and VRSCR), '15-later XG, '08-later XL, '08-later Dyna®, '07-later Softail® (except Springer®, FLSTNSE, FXCW, FXCWC, FXSB, FXSBSE, FXSE, FXST-Aus and FXSTD) and '08-later Touring and Trike models.

44117-07A Chrome – Die-cast.

44116-07A Chrome – Billet.

4300026 Gloss Black – Die-cast.

43428-09 Gloss Black – Billet.

E. H-D® MOTOR CO. LOGO FRONT AXLE NUT COVERS

Die-cast, chrome-plated covers feature the Harley-Davidson® Motor Co. logo in black. Includes set screws and Allen® wrench for easy installation.

44148-07A

Fits '02-'11 VRSC (except VRSCF and VRSCR), '15-later XG, '08-later XL, '08-later Dyna, '07-later Softail (except Springer, FLSTNSE, FXCW, FXCWC, FXSB, FXSBSE, FXSE, FXST-Aus and FXSTD) and '08-later Touring and Trike models.



E. H-D MOTOR CO. LOGO FRONT AXLE NUT COVERS



F. WILLIE G SKULL FRONT AXLE NUT COVERS

F. WILLIE G™ SKULL FRONT AXLE NUT COVERS

Add a little attitude to your ride. Styled to complement Harley-Davidson Skull accessory items, the menacing raised skull with black-filled eyes leaps from a field of chrome. The surrounding Harley-Davidson Motorcycles script is the perfect finishing touch. The Axle Nut Covers are easy-to-install and include all necessary mounting hardware. Sold in pairs.

43163-08A

Fits '02-'11 VRSC, (except VRSCF and VRSCR), '15-later XG, '88-later XL, '91-later Dyna, '84-later Softail (except Springer, FLSTNSE, FXCW, FXCWC, FXSB, FXSBSE, FXSE, FXST-Aus and FXSTD) and '99-later Touring and '09-later Trike models.

G. ALUMINATOR™ FRONT AXLE NUT COVERS

Chrome-plated billet aluminum axle covers feature a classic Bar & Shield® logo insert. Includes all necessary mounting hardware for easy installation.

44114-07

Fits '02-'11 VRSC (except VRSCF and VRSCR), '15-later XG, '08-later XL, '08-later Dyna, '07-later Softail (except Springer, FLSTNSE, FXCW, FXCWC, FXSB, FXSBSE, FXSE, FXST-Aus and FXSTD) and '08-later Touring models.

H. BURST COLLECTION FRONT AXLE NUT COVERS

Finish your blacked-out forks in style. Rich black and prismatic machined surfaces provide the contrast and the race-track ridges and the inner spider design make a powerful visual statement. Easy-to-install kit includes mounting hardware.

4300031

Fits '02-'11 VRSC (except VRSCF and VRSCR), '15-later XG, '08-later XL, '08-later Dyna, '07-later Softail (except Springer, FLSTNSE, FXCW, FXCWC, FXSB, FXSBSE, FXSE, FXST-Aus and FXSTD) and '08-later Touring and Trike models.



G. ALUMINATOR FRONT AXLE NUT COVERS



H. BURST COLLECTION FRONT AXLE NUT COVERS

60 VRSC™

Brakes

A. BRAKE CALIPER KIT – RED

Dress your bike in the latest high-performance look. Brilliant red calipers make a powerful visual statement and set your bike apart from the ordinary. Manufactured from Original Equipment components for proven performance, these calipers will add a stylish touch to the stock bike or add the perfect finish to a complete custom equipped with chrome or blacked-out wheels, rotors and fork sliders.

41300116 Front – Dual Disc.
Fits '06-later VRSC, '08-later Touring and '09-'13 Trike models. Brake pads sold separately.

41300120 Front – Dual Disc.
Fits '02-'05 VRSC, '00-'03 XL, '00-'07 Dyna® and '00-'07 Touring models with dual disc front brakes. Brake pads sold separately.



A. BRAKE CALIPER KIT – RED (41300116 SHOWN)

B. BRAKE CALIPER KIT – CHROME

Add the shine of chrome to your bike with these highly polished Chrome Brake Caliper Kits. Manufactured from Original Equipment components for proven performance, these calipers are a great addition to the stock bike or add the finishing touch to a complete custom equipped with chrome wheels, rotors, fork sliders and swingarm.

42012-06A Front – Dual Disc.
Fits '06-later VRSC, '08-later Touring and '09-'13 Trike models. Brake pads sold separately.

44392-00A Front – Dual Disc.
Fits '02-'05 VRSC, '00-'03 XL, '00-'07 Dyna and '00-'07 Touring models with dual disc front brakes. Brake pads sold separately.



A. BRAKE CALIPER KIT – RED (41300120 SHOWN)



B. BRAKE CALIPER KIT – CHROME (42012-06A SHOWN)



B. BRAKE CALIPER KIT – CHROME (44392-00A SHOWN)



C. CALIPER SCREEN INSERT – GLOSS BLACK



C. CALIPER SCREEN INSERT – GLOSS BLACK

Complete the blacked-out transformation. Gloss black inserts replace the satin-finish screens featured on Harley-Davidson® Original Equipment Brembo® brakes, and add a rich complement to the wrinkle black caliper finish. Easy pop-in installation. Sold individually.

41300154 Front.
Fits '06-later VRSC, '08-later Touring and '09-'13 Trike models.

D. CALIPER SCREEN INSERT – CHROME

Chrome-plated caliper inserts replace the Original Equipment satin-finish screens featured on Brembo® Brake Calipers. Easy pop-in installation. Sold individually.

42054-05 Front.
Fits '06-later VRSC, '08-later Touring and '09-'13 Trike models.

42053-05 Rear.
Fits '06-later VRSC, and '08-later Touring models.



D. CALIPER SCREEN INSERT – CHROME (FRONT SHOWN)



E. SWINGARM PIVOT BOLT COVERS

Complete the radical styling of your VRSC model's swingarm with these custom Pivot Bolt Covers. Easy press-fit installation. Sold in pairs.

Fits '02-later VRSC models.

48893-01 Chrome.

47647-09 Gloss Black.

F. REAR AXLE COVERS – GLOSS BLACK

This one-piece axle cover blends into the unique styling of the rear swingarm and covers the rear axle and axle adjuster for a finished look.

43430-09
Fits '02-later VRSC models.



E. SWINGARM PIVOT BOLT COVERS – CHROME



E. SWINGARM PIVOT BOLT COVERS – GLOSS BLACK



F. REAR AXLE COVERS – GLOSS BLACK



62 VRSC™

Handlebars & Hand Controls

A. REACH™ HANDLEBAR*

With a shape designed to place the handlebar closer to the rider, this Reach Handlebar puts the rider in an upright seating position for added comfort and control. Bar provides 4.0" pull back and 1.5" of rise over stock VRSCDX handlebar. When combined with a Reach Seat P/N 52024-01 and Reach Control Kit P/N 50360-04, the VRSCDX model can be configured to provide a compact hand-seat-foot relationship for the shorter rider. Satin black handlebar complements the VRSCDX's dark side. Original Equipment on '12-later VRSCDX models.

57466-10 Satin Black.
Fits '06-'08 VRSCD, and '07-'11 VRSCDX models. VRSCDX models require separate purchase of additional components.

57466-10 VRSCDX Black Reach Handlebar

| '06-'08 VRSCD require: | Orig. Equipment Style |
|------------------------|-----------------------|
| Clutch Lines | Stock |
| Throttle/Idle Cables | Stock |
| Brake Lines: Non-ABS | Stock |
| ABS models | Stock |

| '07-'11 VRSCDX require: | Orig. Equipment Style |
|-------------------------|-----------------------|
| Clutch Lines | Stock |
| Throttle/Idle Cables | 56984-07/56985-07 |
| Brake Lines: Non-ABS | 44736-06B |
| ABS models | 42264-08A |

VRSCD/VRSCDX HANDLEBAR COMPARISON

| Handlebar P/N | Standard Bar | Reach Bar |
|------------------------|----------------------------|---------------------------|
| | (OE VRSCDX shape) 56981-07 | (OE VRSCD shape) 57466-10 |
| Tip-to-Tip | 30.50" | 28.80" |
| Base Width | 7.00" | 7.00" |
| Pull Back | 3.25" | 6.25" |
| Rise (Tip-to-Base) | 3.50" | 5.70" |
| Knurl Center-to-Center | 3.50" | 3.14" |
| Bar Diameter | 1.00" | 1.00" |

B. HAND CONTROL LEVER KIT

Continue the "blacked-out" or chrome theme with these Hand Control Levers. Cast from aluminum, these levers feature a custom finish designed to match the black or chrome hydraulic clutch components and Original Equipment-style hand controls.

Fits '06-later VRSC models.

42270-06B Chrome.

42275-07A Black.

Fits '02-'05 VRSC and '96-'06 Dyna®, Softail® and Touring models equipped with hydraulic clutch.

46114-07 Chrome.



A. REACH HANDLEBAR – VRSCDX SHOWN



B. HAND CONTROL LEVER – CHROME
(42270-06B SHOWN)



B. HAND CONTROL LEVER – BLACK
(42275-07A SHOWN)



B. HAND CONTROL LEVER – CHROME
(46114-07 SHOWN)

*NOTE: Installation of some handlebars and risers may require a change in clutch and/or throttle cable and brake lines for some models.

Not all products are available in all countries – please consult your dealer for details.



C. CHROME CLUTCH BRACKET AND MASTER CYLINDER RESERVOIR KIT



C. CHROME CLUTCH BRACKET AND MASTER CYLINDER RESERVOIR KIT



C. CHROME CLUTCH BRACKET AND MASTER CYLINDER RESERVOIR KIT (42100-06D SHOWN)



C. CHROME CLUTCH BRACKET AND MASTER CYLINDER RESERVOIR KIT (46112-02F SHOWN)



D. SWITCH HOUSING KIT – CHROME



E. SWITCH CAP KIT – CHROME



F. FRONT MASTER CYLINDER COVER KIT – CHROME, '06-LATER MODELS



G. FRONT MASTER CYLINDER COVER – CHROME, '02-'05 MODELS

C. CHROME CLUTCH BRACKET AND MASTER CYLINDER RESERVOIR KIT

Replace your stock painted aluminum controls with brilliant chrome, without compromising quality. This kit is manufactured from the Original Equipment components and includes Chrome Master Cylinder Cover. When combined with Chrome Switch Housing Kit, Chrome Switch Caps and other Harley-Davidson® Genuine Motor Accessories, this front brake control kit provides a look that does more than stop your bike – it can stop traffic.

42100-06D Fits '06-later VRSC models.

46112-02F

Fits '02-'05 VRSC models. Also fits hydraulic clutch equipped '96-'05 Dyna® and Softail® and '96-'04 Touring models with dual disc front brakes.

D. SWITCH HOUSING KIT – CHROME

Convert your housings from black to chrome with this complete kit. Includes left, right, upper and lower housings. No switches or wiring required. Installation instructions included.

70222-96B

Fits '02-later VRSC, '96-'13 XL, '08-'12 XR, '96-'11 Dyna and Softail (except FXSTDSE) and '96-'13 Road King (except FLHRSE) models.

E. SWITCH CAP KIT – CHROME

Not satisfied until everything you see is chrome? This Chrome Switch Cap Kit will add style to one of the most visible areas of your bike, the switches. Shaped for the same ergonomic feel as the Original Equipment hand control switches, these caps replace the stock black caps without re-wiring. The chrome switch caps complement other chrome hand control accessories (Chrome Master Cylinder Kit, Chrome Hand Levers, Chrome Switch Housings and Chrome Master Cylinder Cover) to complete the custom look.

71804-03

Fits '02-later VRSC, '96-'13 XL and XR, '96-'11 Dyna, '96-'13 FLHR and '98-'01 FLHRC models. FLHR models equipped with Cruise Control use Kit P/N 71808-03.

F. FRONT MASTER CYLINDER COVER KIT – CHROME

Update the view over the handlebar with a touch of chrome. Kit includes left and right Master Cylinder Reservoir Covers and all necessary installation hardware.

42114-06A Fits '06-later VRSC models.

G. FRONT MASTER CYLINDER COVER – CHROME

Includes one chrome-plated cover, gasket and decal. Easily installed with included stainless steel screws.

45078-96D

Fits '02-'05 VRSC, '96-'03 XL, '96-'05 Dyna and Softail and '96-'04 Touring models.

64 VRSC™

Foot Controls

A. SLOTTED SHIFT LEVER – SATIN BLACK

The high style of the VRSC model is reflected in this sweeping open-design shift lever. Available in satin black, the slotted billet design and integral molded rubber pad with Bar & Shield® logo is a look that will get noticed. Install the matching Slotted Brake Lever for a complete look.

34551-09

Fits '02-later VRSC models (except VRSCD and VRSCR).

B. SLOTTED REAR BRAKE LEVER – SATIN BLACK

Styled to complement the lean and low look of the VRSC motorcycle, the open-slotted design of this brake lever adds a custom touch to your stock forward controls. Available in satin black, this Slotted Brake Lever includes a matching ribbed brake pedal pad with embossed Bar & Shield logo. Complete the look with a matching Slotted Shift Lever.

48983-09

Fits '02-later VRSC models (except VRSCD and VRSCR).

C. REACH™ FOOTPEG KIT

Designed with the shorter rider's ergonomics in mind, this chrome-finished kit offers a different riding option for V-Rod® models. When used alone, this kit moves the footpegs back and up 1.0".

50270-02A

Fits '02-'11 VRSC models (except VRSCD and VRSCR).

Original Equipment on VRSCF models.

D. JIFFY STAND – CHROME

With this beautifully chrome-plated accessory, your VRSC model won't just stand on its own – it will stand out. Using the Original Equipment jiffy stand to ensure quality and fitment, this piece is polished and plated to decoratively enhance a very visual component on the vehicle. Reuses Original Equipment spring for installation.

49742-01A

Fits '02-later VRSC models (except VRSCF and VRSCR).



A. SLOTTED SHIFT LEVER – SATIN BLACK



B. SLOTTED REAR BRAKE LEVER – SATIN BLACK



C. REACH FOOTPEG KIT



D. JIFFY STAND – CHROME



E. V-ROD MID-CONTROL KIT – LEFT SIDE



E. V-ROD MID-CONTROL KIT – RIGHT SIDE

E. V-ROD® MID-CONTROL KIT

Convert your V-Rod Night Rod® Special to a sport-oriented mid-control riding position. Ideal for riders with a short inseam length or for riders who prefer an aggressive riding posture, this complete kit moves the foot brake and shift lever from the standard forward control position to a mid-control location. The installation changes the riding stance from a laid-back, foot-forward, straight leg cruising profile to an upright, foot-down, bent knee sport profile. The kit includes left and right footpeg supports, brake and shift lever assemblies, brake and shift linkages, rear master cylinder and all required hardware.

50700013

Fits '07-later VRSCDX models. ABS equipped models require separate purchase of Brake Lines P/N 42268-08A and 42285-08A. Non-ABS models require separate purchase of Brake Line P/N 41968-07A.

F. ENGINE GUARD KIT*

Protect your Revolution® engine in style. The unique S-curve shape adds style to function. The Engine Guard features a two-piece design that allows for easy radiator service. Each side can be removed independently by simply removing two bolts.

Fits '02-later VRSC (except VRSCR) models. Will not fit with Regulator Cover P/N 74496-03 and 74497-03 or with VRSCSE Chin Fairing.

49267-01A Chrome.

49388-09 Gloss Black.



E. V-ROD MID-CONTROL KIT



F. ENGINE GUARD KIT – CHROME



F. ENGINE GUARD KIT – GLOSS BLACK



***WARNING:** Engine guards may provide limited leg and cosmetic vehicle protection under unique circumstances (fall over while stopped, very low speed slide). They are not made nor intended to provide protection from bodily injury in a collision with another vehicle or any other object.

Not all products are available in all countries – please consult your dealer for details.

HARLEY-DAVIDSON®

SPORTSTER®

Since 1957 Sportster motorcycles have stood for two-wheeled freedom. They stand out among other bikes, which is hard to do when you're in the company of legends. And with a growing lineup, there are more ways to start and stand out with your own ultimate custom creation.



GENUINE MOTOR PARTS & ACCESSORIES

NOT ALL PRODUCTS ARE AVAILABLE IN ALL COUNTRIES –
PLEASE CONSULT YOUR DEALER FOR DETAILS.



STRIPPED BACK AND OFF THE RAILS

2017 XL883N Harley-Davidson® Iron 883™

Show 'em who's boss on this tough and compact brawler. With its Clubman Handlebar, Café Solo seat and Red Iron Denim paint, this is one ride that's ready to make the rounds in the urban jungle. While premium shocks add comfort to your ride, the Rail Engine Trim Collection, red brake calipers, and Screamin' Eagle® Street Cannon slip-on mufflers complete this attitude-fueled performance package.

Not all products are available in all countries – please consult your dealer for details.





RAIL COLLECTION

Tough, broad-shouldered attitude with an edge – that's what you get when you finish your ride with the Rail Collection.



COMPACT SPORT WIND DEFLECTOR

Shaped to smooth the wind flow around the headlamp and handlebar mount gauges, this compact bikini screen is the ideal addition to your ride. Sitting just above the headlamp, the Compact Sport Wind Deflector maintains the stripped-down minimalist attitude of the Sportster® motorcycle while adding a clean, custom look.



BRAKE CALIPER KIT

Dress your bike in the latest high-performance look. Brilliant red calipers make a powerful visual statement and set your bike apart from the ordinary.



COMPACT SPORT WIND DEFLECTOR

5 3/4" DAYMAKER™ PROJECTOR LED HEADLAMP

BRAKE CALIPER KIT RED – FRONT & REAR

FRONT SPOILER



XL883L

SUPERLOW®

Production Color: Hard Candy Custom™ Mystic Purple Flake

*Not all products are available in all countries –
please consult your dealer for details.*

FEATURED PRODUCTS

| | | | |
|-------------------------------------|----------|--|-----------|
| Lower Fork Sliders – Chrome..... | 45500258 | Daymaker™ LED Headlamp – Chrome..... | 67700144A |
| Mustache Engine Guard – Chrome..... | 49000005 | LED Bullet Turn Signal Insert – Amber..... | 67800639 |
| Handlebar Mount Phone Carrier..... | 76000549 | LED Bullet Turn Signal Insert – Red..... | 67800640 |
| Further Forward Mid-Controls..... | 50700027 | Sundowner Solo Seat..... | 52000203 |

For a complete list of parts and accessories visit accessories.harley-davidson.eu/inspiration-gallery



Contoured Hand Grips 56799-04
 Chrome Engine Kit 16295-07A
 Tappet Block Cover Kit – Chrome 18241-04
 Smooth Air Cleaner Cover 29153-07

LED Tail Lamp – Red/Chrome 68085-08
 Upper Belt Guard – Chrome 60402-04A
 Lower Belt Guard – Chrome 57100226
 Sprocket Cover – Chrome 91746-03

SCREAMIN' EAGLE® PERFORMANCE

NEW Pro Street Tuner* 41000008C
 High-Flow Air Cleaner – Chrome 29000019A
 Street Cannon Mufflers – Chrome 64900325
 3.25" Muffler End Caps – Chrome Slash.... 65100049

**Not certified for use in the EU*

Street legal and/or street compliant statements refer to product meeting 50-State emissions and noise standards in the United States.



XL883N

IRON 883™

Production Color: Black Denim

Not all products are available in all countries – please consult your dealer for details.

FEATURED PRODUCTS

| | | | |
|--|------------|---|----------|
| Front Spoiler – Vivid Black..... | 58882-04DH | Café Solo Seat | 52000260 |
| Headlamp Visor Kit – Vivid Black | 68129-98DH | Tank Knee Pad Kit..... | 57300065 |
| Drag Bar – Black | 55800035A | Rail Collection Rocker Box Covers | 25700531 |
| Edge Cut Dome Mirrors | 56000090 | Rail Collection Lower Rocker Box..... | 25700600 |

For a complete list of parts and accessories visit accessories.harley-davidson.eu/inspiration-gallery



Rail Collection Primary Cover 25700532
 Rail Collection Sprocket Cover 34800032
 Rail Collection Gearcase Cover 25700533
 Rail Collection Timer Cover 25600060

Diamond Black Fuel Cap..... 62778-10
 Diamond Black Footpegs 50695-08A
 Diamond Black Shifter Peg 34690-08
 Buckshot Lower Belt Guard – Black..... 57100297

SCREAMIN' EAGLE® PERFORMANCE

NEW Adjustable Front Fork Kit..... 45400176
NEW Piggyback Shock Kit..... 54000125
 Air Cleaner Kit – Rail Collection 29400232
 Street Cannon Mufflers – Black..... 64900322



XL1200C

1200 CUSTOM

Production Color: Superior Blue / Billet Silver

Not all products are available in all countries – please consult your dealer for details.

FEATURED PRODUCTS

| | | | |
|---------------------------------------|-----------|-------------------------------------|----------|
| Lower Fork Sliders – Chrome | 45500226 | Machette Front Wheel – Chrome..... | 43300371 |
| Daymaker™ LED Headlamp – Chrome..... | 67700144A | Machette Rear Wheel – Chrome..... | 40900370 |
| Auxiliary Lighting Kit..... | 68000110 | Badlander™ Seat | 52000211 |
| Daymaker LED Aux Lamps – Chrome | 68000172 | Detachable Leather Saddlebags | 90201328 |

For a complete list of parts and accessories visit accessories.harley-davidson.eu/inspiration-gallery



NEW Defiance Hand Grips – Chrome 56100160
 Chrome Hand Control Levers..... 36700053A
 Chrome Master Cylinder Kit 41700190
 Smooth Air Cleaner Cover..... 29153-07

NEW Defiance Footpegs – Chrome 50500533
NEW Defiance Shifter Peg – Chrome 33600100
NEW Defiance Footpegs – Chrome 50500535
 Machette Billet Sprocket – Chrome..... 42200068

SCREAMIN' EAGLE® PERFORMANCE

NEW Pro Street Tuner* 41000008C
 High-Flow Air Cleaner – Chrome 29000019A
 Street Cannon Mufflers – Chrome 64900477
 3.25" Muffler End Caps – Black Slash 65100049

**Not certified for use in the EU*

Street legal and/or street compliant statements refer to product meeting 50-State emissions and noise standards in the United States.



XL1200CX

ROADSTER™

Production Color: Velocity Red Sunglo

Not all products are available in all countries – please consult your dealer for details.

FEATURED PRODUCTS

| | | | |
|-------------------------------------|------------|---------------------------------------|----------|
| Front Spoiler – Vivid Black..... | 58882-04DH | Café Solo Seat | 52000260 |
| Daymaker™ LED Headlamp – Black..... | 67700145A | Rail Collection Rocker Box Cover..... | 25700531 |
| Dome Mirror – Black..... | 92423-08A | Rail Collection Lower Rocker Box..... | 25700600 |
| Black Hand Control Levers..... | 36700052 | Rail Collection Primary Cover..... | 25700532 |

For a complete list of parts and accessories visit accessories.harley-davidson.eu/inspiration-gallery



Rail Collection Sprocket Cover..... 34800032
 Rail Collection Gearcase Cover..... 25700533
 Rail Collection Timer Cover..... 25600060
 Rail Collection Derby Cover..... 25700541

Silencer Hand Grips..... 55869-10
 Silencer Footpegs..... 50039-10
 Silencer Shifter Peg..... 35286-10
 Buckshot Lower Belt Guard – Black..... 57100297

SCREAMIN' EAGLE® PERFORMANCE

NEW Pro Street Tuner* 41000008C
 1200CC Stage IV Kit – Black Highlighted... 92500041
 Heavy Breather Air Cleaner – Black..... 29400227
 Street Cannon Mufflers – Black..... 64900476

**Not certified for use in the EU*

Street legal and/or street compliant statements refer to product meeting 50-State emissions and noise standards in the United States.



XL1200T

SUPERLOW® 1200T

Production Color: Billet Silver

Not all products are available in all countries – please consult your dealer for details.

FEATURED PRODUCTS

| | | | |
|--------------------------------------|-----------|------------------------------------|----------|
| Lower Fork Sliders – Black..... | 45500261 | Get-A-Grip Hand Grips – Black..... | 56100008 |
| Adjustable Highway Peg Support | 49053-04A | Hand Control Levers – Black..... | 36700052 |
| Tallboy™ Handlebar – Black..... | 55800587 | Sundowner Solo Seat..... | 52000203 |
| Edge Cut Stem Mirrors..... | 92441-10 | Sundowner Passenger Pillion..... | 52400121 |

For a complete list of parts and accessories visit accessories.harley-davidson.eu/inspiration-gallery



Detachable Sideplates – Black..... 52710-07
 Short Sissy Bar Upright – Black..... 52706-07
 Short Backrest Pad 52517-94
 Crested Footpegs..... 50576-05

Airflow Collection Derby Cover..... 25700506
 Airflow Collection Timer Cover 25600047
 Airflow Collection Air Cleaner Trim..... 61400323
 LED Tail Lamp – Smoked/Black..... 68087-08

SCREAMIN' EAGLE® PERFORMANCE

NEW Pro Street Tuner* 41000008C
 High-Flow Air Cleaner – Chrome 29000019A
 Street Cannon Mufflers – Black..... 64900476
 Buckshot Exhaust Shield – Black..... 65400137

**Not certified for use in the EU*

Street legal and/or street compliant statements refer to product meeting 50-State emissions and noise standards in the United States.



XL1200X

FORTY-EIGHT®

Production Color: Hard Candy Custom™ Hot Rod Red Flake

*Not all products are available in all countries –
please consult your dealer for details.*

FEATURED PRODUCTS

| | | | |
|---|-----------|------------------------------------|----------|
| Front Axle Nut Covers – Black..... | 43000026 | Bobber Solo Saddle..... | 52000277 |
| Headlamp Trim Ring – Black..... | 67700116 | Rigid Saddle Installation Kit..... | 52100016 |
| Turn Signal Relocation Kit – Black..... | 67800557 | Chizeled Handlebar – Black..... | 55800103 |
| Flush-Mount Fuel Cap – Chrome..... | 63139-10A | Tribal Mirrors – Black..... | 92398-09 |

For a complete list of parts and accessories visit accessories.harley-davidson.eu/inspiration-gallery
Handlebar height is regulated in many locations. Check local laws before installation.



Rail Collection Derby Cover.....25600060
 Rail Collection Timer Cover25700541
 Smooth Air Cleaner Cover.....29153-07
 Wrinkle Black Rocker Box Covers.....17655-05

Silencer Collection Hand Grips..... 55869-10
 Silencer Collection Foot Pegs 50500025
 Silencer Collection Shifter Peg..... 35286-10
 Rear Axle Covers – Black.....43013-09A

SCREAMIN' EAGLE® PERFORMANCE

NEW Pro Street Tuner* 41000008C
 High-Flow Air Cleaner – Black..... 29000009A
 Street Cannon Mufflers – Chrome..... 64900477
 3.25" Muffler End Caps – Chrome Slash.... 65100044

**Not certified for use in the EU*

Street legal and/or street compliant statements refer to product meeting 50-State emissions and noise standards in the United States.

WHAT'S NEW

2017 XL883N Harley-Davidson® Iron 883™

Every year we look for more ways to take your Sportster® motorcycle from factory to custom. Here are just a few of the latest Genuine Motor Parts & Accessories to help you make your dream bike a reality - because every legend is an original.



PRO STREET TUNER*

The Screamin' Eagle® Pro Street Tuner is designed to simplify management of street-compliant performance calibrations as EPA-compliant performance modifications are made. It easily allows the rider or the technician to view and evaluate engine operating parameters.

Not all products are available in all countries – please consult your dealer for details.



PIGGYBACK SHOCK KIT

Experience the ultimate in handling and ride quality with great performance and style. Completely adjustable for the solo rider, set the sag with an adjustable preload, then fine tune the system with adjustable compression and rebound damping.



**Not certified for use in the EU*

Street legal and/or street compliant statements refer to product meeting 50-State emissions and noise standards in the United States.



CAFÉ SOLO SEAT

This one-up design features a high back pad that holds the rider in place and provides a direct connection to the bike. You sit “in” the bike letting your hands and feet reach the controls naturally. The low-slung seat, narrowed nose and tapered tail enhance the bike’s sport profile and pays homage to the iconic Café Racer style.

TANK KNEE PAD KIT

These self-adhesive rubber knee pads provide a touch of old-school style. The rich black rubber pads feature tapered ribs and a raised Bar & Shield logo to protect the surfaces your legs contact on the tank.



SCREAMIN EAGLE® STREET CANNON SLIP-ON MUFFLERS

These street compliant and ECE compliant high-flow mufflers have been specifically tuned to deliver an aggressive exhaust note and improved performance while preserving the peace with your neighbors.



CLUBMAN HANDLEBAR

The Clubman handlebar combines an aggressive tank-hugging riding position with a lane-splitting narrow profile.



DEFY THE WIND

At highway speed, you take the wind full-force in the chest, causing fatigue in your arms, neck and shoulders. Take the pressure off with an easy-to-install detachable windshield. Shaped to divert air, rain and road debris around the rider, a windshield can add hours of riding comfort.

SEEING CLEARLY



To avoid looking through bug spots, condensation and road grime, select a windshield that tops out just below your line of sight.

SCRATCH-RESISTANT
HARD-COATED
POLYCARBONATE SHIELD

KEEPING YOU COVERED



SUPER SPORT

Eliminates wind and debris, but keeps the wind-in-the-hair feeling. Ideal for a cool morning ride to the office, the sleek profile hugs the front lamps for a sporty look.

COMPACT

Traditional king-sized shape with a minimalist edge. For Harley-Davidson® custom and cruiser models, the Compact windshield provides wind and weather protection for everyday riding.

TOURING

Add maximum weather protection to your sporting motorcycle. Contoured to divert the wind around the rider's helmet and hands, a Touring windshield means long-ride comfort.

READY FOR TAKE-OFF

Designed to be installed or removed without tools in seconds, a detachable windshield gives you the freedom to define your ride at the drop of a hat. Ride across the country protected from the elements, then quickly remove the windshield to hit the streets in style.

NO TOOLS
QUICK-RELEASE MOUNT

STAINLESS STEEL
BRACKETS & BRACES

**A. COMPACT SPORT WIND DEFLECTOR****A. COMPACT SPORT WIND DEFLECTOR**

Shaped to smooth the wind flow around the headlamp and handlebar mount gauges, this compact bikini screen is the ideal addition to your ride. Sitting just above the headlamp, the Compact Wind Deflector maintains the stripped-down minimalist attitude of the Sportster motorcycle while adding a clean, custom look. The easy-to-install dark polycarbonate screen attaches to the fork tubes with chrome-plated adjustable clamps. Kit includes all mounting hardware.

57400184

Fits '04-later XL models (except '11-later XL1200C and '16-later XL1200CX and XL1200X).

B. QUICK-RELEASE SUPER SPORT WINDSHIELD

Reduces the pounding of wind and shower of bugs, but keeps the wind-in-the-hair feeling. Ideal for a cool morning ride, the sleek profile of the Super Sport Windshield hugs the front headlamp for a sporty look. The windshield mounts to the fork tubes with elegant die-cast lever locking clamps, so the windshield does not require any "leave-behind" docking hardware. You get quick on-and-off convenience and a clean, custom look. No tools are required and the kit includes everything needed to install the windshield.

57838-08 19" Light Smoke.

Fits '88-later XL (except XL1200CX, XL1200T, XL1200X, and '11-later XL883L and XL1200C) and '91-'05 Dyna® models (except FXDWG and FXDXT). XL Custom models require Front Directional Relocation Kit P/N 68517-94A. Windshield dimensions: Overall height – 25.0"; width – 20.1".

**B. QUICK-RELEASE SUPER SPORT WINDSHIELD**

86 SPORTSTER®

Windshields

A. QUICK-RELEASE COMPACT WINDSHIELD

Combine the classic Harley-Davidson® windshield shape with a revolutionary new attachment system and you have the best of style and function. The windshield mounts to the fork tubes with elegant die-cast lever-release clamps, so the windshield does not require any "leave-behind" docking hardware. You get quick on-and-off convenience and a clean, custom look. No tools are required and the kit includes everything needed to install the windshield. The tough, hard-coated polycarbonate windshield is available with traditional polished or gloss black horizontal and vertical braces.

Fits '88-later XL (except XL1200CX, XL1200T, XL1200X and '11-later XL883L and XL1200C) and '91-'05 Dyna® models (except FXDWG and FXDXT).

58063-04 18" Clear – Polished Braces.
Windshield dimensions: Overall height – 26.8"; width – 19.7".

58706-09 18" Clear – Black Braces.
Windshield dimensions: Overall height – 26.8"; width – 19.7".

58601-04 18" Light Smoke – Polished Braces.
Windshield dimensions: Overall height – 26.8"; width – 19.7".

58602-04 14" Light Smoke – Polished Braces.
Windshield dimensions: Overall height – 22.8"; width – 19.5".

58703-09 14" Light Smoke – Black Braces.
Windshield dimensions: Overall height – 22.8"; width – 19.5".

Fits '11-later XL883L and XL1200C and '14-later XL1200T models.

57801-11 18" Clear – Polished Braces.
Windshield dimensions: Overall height 26.8"; width 19.7".

57802-11 14" Light Smoke – Polished Braces.
Windshield dimensions: Overall height 22.8"; width 19.5".

Fits '10-'15 XL1200X models.

58053-10 19" Clear – Black Braces.
Windshield dimensions: Overall height 24.0"; width 19.5".

57682-10 15" Light Smoke – Black Braces.
Windshield dimensions: Overall height 20.0"; width 19.5".

Fits '16-later XL1200X models.

57400318 19" Clear – Black Braces.

57400319 15" Light Smoke – Black Braces.

B. QUICK-RELEASE TOURING WINDSHIELD

The Touring Windshield features an aerodynamic design shaped to provide hours of riding comfort. The additional center width directs airflow past the hand grips and deflects rain and road debris around the rider. The windshield mounts to the fork tubes with elegant die-cast lever-release clamps, so the windshield does not require any "leave-behind" docking hardware. You get quick on-and-off convenience and a clean, custom look. No tools are required and the kit includes everything needed to install the windshield. The tough, hard-coated polycarbonate windshield features traditional chrome horizontal and vertical braces.

58158-08 19" Clear.

Fits '88-later XL (except XL1200CX, XL1200T, XL1200X, and '11-later XL883L and XL1200C) and '91-'05 Dyna models (except FXDWG and FXDXT). Windshield dimensions: Overall height – 28.3"; width – 22.1".



A. QUICK-RELEASE COMPACT WINDSHIELD – (GLOSS BLACK BRACES SHOWN)



B. QUICK-RELEASE TOURING WINDSHIELD



C. H-D DETACHABLES COMPACT WINDSHIELD FOR MODELS WITH AUXILIARY LIGHTING

**C. H-D® DETACHABLES™ COMPACT WINDSHIELD FOR MODELS WITH AUXILIARY LIGHTING**

Whether it's for keeping bugs off your face or warmth in your body, a windshield has a huge impact on rider and passenger comfort. By diverting air pressure past your chest and over your helmet, a windshield can add hours of riding comfort. This high-quality polycarbonate windshield mounts to the fork tubes with detachable Docking Hardware for easy on-and-off convenience and a quick return to a stripped-down profile and is shaped to fit models equipped with Auxiliary Lighting Kits.

57400053 18" Clear.

Fits '11-later XL883L models. Also for use on '11-later XL883L Police models equipped with pursuit lamps. Requires the separate purchase of Docking Hardware Kit P/N 58164-96A and Turn Signal Relocation Kit P/N 68603-01. Windshield dimensions: Overall height – 22.7"; width – 19.5".

57716-01 18" Clear.

Fits '88-later XL (except XL1200CX, XL1200T, XL1200X and '11-later XL883L and XL1200C) and '91-'05 Dyna® models (except FXDWG and FXDXT) equipped with Auxiliary Lamps. Requires the separate purchase of Docking Hardware Kit P/N 58164-96A and Turn Signal Relocation Kit P/N 68603-01. Windshield dimensions: Overall height – 26.8"; width – 19.7".

Shown with:**DOCKING HARDWARE FOR H-D DETACHABLES WINDSHIELDS**

Each kit includes polished clamps and all required mounting hardware.

58164-96A

Required for installation of H-D Detachables windshields on '88-later XL (except XL1200CX, XL1200X and '11-later XL1200C) and '91-'05 Dyna models (except FXDWG and FXDXT). XL and Dyna models with front turn signals originally located on the upper triple clamp may require the additional purchase of Turn Signal Wiring Kit P/N 72389-96.



D. SPORT WINDSHIELD KIT – (58192-87A SHOWN)



D. SPORT WINDSHIELD KIT – (58024-96A SHOWN)

D. SPORT WINDSHIELD KIT

Formed of polycarbonate and hard-coated to resist scratching. Light smoke windshield is contoured to fit the headlamp and incorporates adjustable four-point mounting. Functional styling helps deflect wind to reduce upper body fatigue.

58192-87A 18" Light Smoke.

Fits '88-later XL (except XL883C, XL1200C, XL1200CX, XL1200T, and XL1200X, and '11-later XL883L) and '95-'05 Dyna models (except FXDWG and FXDXT). Includes black mounting hardware. Windshield dimensions: Overall height – 18.5"; width – 16.3".

58024-96A 17" Light Smoke.

Fits '96-'10 XL883C and XL1200C, '10 XL1200X, '99-'00 FXR and '87-'94 FXLR models. Windshield dimensions: Overall height-19.1"; width-16.3".

E. QUICK-RELEASE SUPER SPORT WINDSHIELD

Reduces the pounding of wind and shower of bugs but keeps the wind-in-the-hair feeling. Ideal for a cool morning ride, the sleek profile of the Super Sport Windshield hugs the front headlamp for a sporty look. The windshield mounts to the fork tubes with elegant die-cast lever locking clamps, so the windshield does not require any "leave-behind" docking hardware. You get quick on-and-off convenience and a clean, custom look. No tools are required and the kit includes everything needed to install the windshield.

57400345 11" Gradient.

Fits '16-later XL1200CX models.

57262-08 11" Gradient.

Fits '08-'13 XR1200® models. Windshield dimensions: Overall height – 13.8"; width – 12.8".



E. QUICK-RELEASE SPORT WINDSHIELD – XL1200CX



E. QUICK-RELEASE SPORT WINDSHIELD – XR1200

88 SPORTSTER®

Windshields

A. H-D® DETACHABLES™ QUARTER FAIRING KIT

Sleek, racy styling and sweeping lines are the make-up of this innovative fairing. Its quarter-sized, detachable design gives your bike a whole new, sporty look that can be changed in an instant. Available in Primed or Vivid Black. Requires the installation of Detachable Docking Hardware Kit P/N 58164-96A.

Fits '88-'16 XL (except XL883C, XL883N, XL1200C, XL1200CX, XL1200N, XL1200T and XL1200X) and '11-later XL883L, FXR and '95-'05 Dyna® models (except FXDWG, FXDXT and FXLR).

57070-98 Primed.

57070-97DH Vivid Black.



A. H-D DETACHABLES QUARTER FAIRING KIT



B. HEADLAMP VISOR

B. HEADLAMP VISOR

Add an element of racy style to stock headlamps with these visors, available in Primed or Vivid Black.

Fits '95-later XL models (except XL883C, XL1200C, XL1200CX, XL1200V and XL1200X), '95-'05 Dyna models (except FXDWG and FXDXT), '82-'94 FXR and FXRS models.

68129-97 Primed.

68129-98DH Vivid Black.

C. FRONT TURN SIGNAL RELOCATION KIT

Moves the Original Equipment bullet directional lamps from the upper to the lower triple tree for a low-profile slammed look. Relocation is required for installation of Sportster Clubman and Drag Handlebars on Sportster® XL1200X models. Kit includes left and right mounts.

67800452 Satin Black.

Fits '10-'15 XL1200X models.

67800557 Gloss Black.

Fits '16-later XL1200X models.



C. FRONT TURN SIGNAL RELOCATION KIT



D. FRONT TURN SIGNAL RELOCATION KIT

This kit includes the required hardware and wiring to move the front directional lamps from the handlebar to the lower triple clamp.


Fits '88-later XL (except XL1200CX, XL1200T, XL1200X and '11-later XL883L and XL1200C) and '91-'05 Dyna models (except FXDWG and FXDXT).

68517-94A Chrome.

68643-09 Gloss Black.



D. FRONT TURN SIGNAL RELOCATION KIT



E. LOCKING QUICK-RELEASE WINDSHIELD CLAMP

E. LOCKING QUICK-RELEASE WINDSHIELD CLAMP

Protect your investment. This Locking Quick-Release Windshield Clamp secures your windshield from grab-and-run theft, giving you peace of mind when you have to leave your bike unattended. The chrome-plated Locking Clamp replaces one of the Original Equipment windshield clamps and features a push-button lock with a mini barrel-style key for easy removal. Kit includes one locking clamp and two matching keys.

57400006 39mm.

Fits '88-later XL (except '16-later XL1200CX and XL1200X) and '91-'05 Dyna models (except FXDWG) equipped with Quick-Release Style windshields.

57400008 49mm.

Fits '02-'10 VRSCA and VRSCAW, '04-'05 VRSCB, '07 VRSCX, '16-later XL1200X and '06-later Dyna models (except FLD) equipped with Quick-Release style windshields.

ENJOY THE RIDE

The right seat is equal parts ergonomics and comfort. Its shape anchors your position and determines the reach to the ground and to the controls, and the padding supports your tailbone and hips to relieve stress and pressure. Pick the right one for you — and your passenger.

CHANGING YOUR SEAT



Switching out your seat is simple. And because certain rides call for certain styles, some folks like to have multiple seats to match the occasion. Install a comfortable, supportive touring seat for the longer treks and swap it out for a low-profile seat for a night on the town. Please see your owner's manual for proper removal and installation of seats.

SPORTSTER SEAT TYPES

Solo or two-up, comfort or style, check out these seats to get an idea of where you want to sit.



POSITION SEATS

Designed to place the rider in the best relationship to the controls, Reach™ and Tallboy™ seats position short and tall riders for a comfortable extension of the arms and legs.



LOW-PROFILE SEATS

These saddles combine radical styling with a "deep-in-the-bike" riding position. Long and lean, Badlander™ seats bring you lower to the ground than most other seats.



TOURING SEATS

Designed for comfort, Sundowner and Signature Series seats offer a broad seating surface to reduce pressure points and a dished shape holds you in place and provides additional back support.

Not all products are available in all countries – please consult your dealer for details.

SUNDOWNER SEATS

Designed to maximize long-range comfort, Sundowner Seats feature a deep bucket design that cradles the rider and provides a low slung "in-the-bike" seating position.

SHAPE AND FOAM DENSITY
EXTENSIVELY TESTED TO
PROVIDE MAXIMUM COMFORT

NARROW NOSE KEEPS
LEGS TOGETHER TO SIMPLIFY
REACH TO THE GROUND

UV-RESISTANT VINYL COVER
FOR LONG-TERM DURABILITY



90 SPORTSTER®

Seating – Reach™ & Tallboy™

A. SUPER REACH SOLO SEAT

Get a little bit closer. Super Reach forward position seats are designed to move riders with a shorter inseam even closer to the controls and to bring the legs closer together so that your feet rest firmly on the pavement. After hundreds of hours of on-road and ergonomic testing, the seat shape and foam density were selected as the ideal position for riders 5'-0" to 5'-4" tall. The Super Reach Seat moves the rider 1.5" closer to the controls compared to stock seat on XL883L model, and 2" closer and .5" lower compared to stock seat on XL1200C model. The nose is 1.0" narrower than the stock seat, and it is tastefully sculpted to look great with any size Sportster fuel tank. The combination of premium textured and smooth vinyl surfaces and charcoal gray stitching and embroidered Bar & Shield® logo really set the seat apart. For the ultimate solo touring setup, add the Quick Release Rider Backrest P/N 52300245, and for a two-up ride, add the matching Passenger Pillion P/N 52400125.

52000207

Fits '10-later XL models. Seat width 9.5".



A. SUPER REACH SOLO SEAT

B. REACH SEAT

Designed specifically for riders requiring a close to the bar riding position, without compromising comfort. This seat positions the rider approximately .5" forward, closer to the hand and foot controls. The narrow front profile brings your legs closer together to help you plant your feet firmly on the ground. The slightly bucketed rider seat offers lower back support and features a textured insert to prevent you from sliding around while riding.

51738-07

Fits '07-later XL models equipped with 4.5 gallon fuel tank. Models not equipped with passenger pegs require separate purchase of Passenger Footpeg Kit P/N 50203-04 ('04-'13 models) or P/N 50500270 ('14-later models). Seat width 14.0"; passenger pillion width 10.0".

51737-07

Fits '07-later XL models equipped with 2.2 or 3.3 gallon fuel tanks. Models not equipped with passenger pegs require separate purchase of Passenger Footpeg Kit P/N 50203-04 ('04-'13 models) or P/N 50500270 ('14-later models). XL883N, XL1200N and XL1200X models also require separate purchase of Retention Washer P/N 7487. Seat width 14.0"; passenger pillion width 10.0".



B. REACH SEAT

C. TALLBOY SOLO SEAT

Stretch your legs in style. The Tallboy Solo Seat allows additional leg and arm movement for the long-limbed rider and the long seating space permits fore and aft repositioning while on the open road. The Tallboy Solo Seat moves the rider back 2.5" and up 2.0" compared to the Original Equipment seat on the XL883L model, and 2.0" back and 1.0" up compared to stock seat on XL1200C models. The seat shape and foam density were carefully selected after hundreds of hours of real world testing, and are ideal for riders 5'-9" to 6'-2" tall. The seat features a tapered tail to minimize the profile, and it is crafted with premium vinyl surfaces for durability.

52000209

Fits '10-later XL models. Not compatible with Rider Backrest P/N 52300245. Seat width 12.5".



C. TALLBOY SOLO SEAT

NEW

SPORTSTER® 91

Seating — Low Profile



D. BRAWLER SOLO SEAT

D. BRAWLER™ SOLO SEAT

When it's time to go it alone, go in style. These premium quality cowhide leather solo saddles feature a smooth, sleek design that hugs the frame rails for a true custom look. The Brawler seat's design places the rider "in" the bike for a low-slung riding position. The top-grain leather seating surface and contoured foam padding provide a firm but luxurious feel. Seat does not fit with passenger pillions.

52000269

Fits '10-later XL models. Does not fit with Rider Backrest P/N 52300245. Seat width 12.5".

E. CAFÉ SOLO SEAT

There's something about the placement of the rider that makes the Café Solo Seat special. The one-up design features a high back pad that holds the rider in place and provides a direct connection to the bike. You sit "in" the bike, and your hands and feet reach naturally to the controls. The low-slung black vinyl covered pad, the narrow nose and the tapered tail enhance the bike's sporting profile and pays homage to the heritage of the iconic Café Racer style.

52000260

Fits '10-later XL models. Does not fit with Rider Backrest P/N 52300245. Seat width 9.6".



E. CAFÉ SOLO SEAT

F. TANK KNEE PAD KIT

These self-adhesive rubber knee pads provide a touch of old school style. The rich black rubber pads feature tapered ribs and a raised Bar & Shield® logo to protect the surfaces where your legs contact the tank. The compact pads measure 7.0" by 2.75", and are flexible enough to fit many tank profiles. Sold in matched pairs.

57300065

Fits fuel tanks on many Street, Sportster, Dyna® and Softail® models. May cover a portion of fuel tank graphics. Check appearance before adhering to tank.



F. TANK KNEE PAD KIT

NOTE: Some Harley-Davidson® seats are made of leather. Fine leathers or other natural materials WILL gain "character," such as wrinkles or wear, with age. This is normal. A fine, aged patina and character wrinkles are a sign of the extremely high quality materials used to construct your seat or backrest. The appearance of scars or marks on the leather are a result of using natural leather panels and should not be thought of as an imperfection. Please use Harley-Davidson Leather Protectant P/N 93600080 to protect your investment.

Not all products are available in all countries – please consult your dealer for details.

92 SPORTSTER®

Seating — Low Profile

A. LEATHER BADLANDER™ SEAT

The traditional Badlander seat low and lean style sets the stage for your minimalist custom ride. The frame-hugging rider seat and the slim tapered passenger pillion visually stretch the bike and enhance the slammed look. Wrapped in supple top-grain leather and finished with an embroidered Harley-Davidson® script, this seat is ready to take on the mean streets. Kit includes leather grab strap and mounting hardware.

52000259

Fits '10-later XL models. XL1200CX requires separate purchase of Low-Profile Sissy Bar Upright P/N 52300403. Models not equipped with passenger pegs require separate purchase of Passenger Footpeg Kit P/N 50203-04 ('10-'13 models) or P/N 50500270 ('14-later models). Seat width 11.5"; passenger pillion width 5.5".

B. BADLANDER CUSTOM SEAT

It's good to be bad. The low and lean Badlander Custom Seat is designed to fit your bike like a glove. The Badlander Seat delivers low-slung cruiser style from the fuel tank to the rear fender, and gives you the feeling of sitting "in" the bike and not on top of it. This Badlander Seat features rich textured vinyl seating surfaces for durability, and charcoal black leather side panels and dark gray stitching and Harley-Davidson embroidered script for style. The narrow nose of the seat is sculpted to complement any size Sportster fuel tank.

52000211

Fits '10-later XL models. XL1200CX requires separate purchase of Low-Profile Sissy Bar Upright P/N 52300403. Models not equipped with passenger pegs require separate purchase of Passenger Footpeg Kit P/N 50203-04 ('10-'13 models) or P/N 50500270 ('14-later models). Seat width 11.5"; passenger pillion width 5.5".

C. BADLANDER SEAT

A perfect seating surface for cruising the town, this low, slammed seat offers a clean, custom look. The smooth covers and subtle top-stitching feature two embroidered Harley-Davidson logos.

51749-07

Fits '07-'09 XL models equipped with 4.5 gallon fuel tank. Models not equipped with passenger pegs require separate purchase of Passenger Footpeg Kit P/N 50203-04. Seat width 12.0"; passenger pillion width 5.0".

51747-07

Fits '07-'09 XL models equipped with 2.2 or 3.3 gallon fuel tanks. Models not equipped with passenger pegs require separate purchase of Passenger Footpeg Kit P/N 50203-04. XL883N, XL1200N and XL1200X models also require separate purchase of Retention Washer P/N 7487. Seat width 12.0"; Passenger pillion width 5.0".

52296-94B

Fits '83-'03 XL models. Seat width 12.0"; passenger pillion width 5.0".



A. LEATHER BADLANDER SEAT



B. BADLANDER CUSTOM SEAT



C. BADLANDER SEAT (51749-07 SHOWN)

NOTE: Some Harley-Davidson seats are made of leather. Fine leathers or other natural materials WILL gain "character," such as wrinkles or wear, with age. This is normal. A fine, aged patina and character wrinkles are a sign of the extremely high quality materials used to construct your seat or backrest. The appearance of scars or marks on the leather are a result of using natural leather panels and should not be thought of as an imperfection. Please use Harley-Davidson Leather Protectant P/N 93600080 to protect your investment.

Not all products are available in all countries – please consult your dealer for details.

NEW



D. BOBBER SOLO SADDLE (SHOWN WITH RIGID MOUNT SADDLE INSTALLATION KIT)

NEW

**D. BOBBER SOLO SADDLE**

How low can you go? This minimalist solo seat takes the stripped-down garage-built look about as far as you can go. The thick distressed black leather cover is bonded directly to the formed metal seat pan and minimizes the foam filler and the extra height it brings. The raw-edge leather pad is joined to the pan with brass rivets, and features matching brass "Milwaukee Since 1903" trim that will develop a rich patina with use. The Bar & Shield® logo is embossed into the leather surface as a finishing touch. Easy to install, the bolt-on seat and a model-specific installation kit includes everything you need to get the bobber look. No cutting, welding or fabrication is necessary.

52000277 Distressed Black Leather.
Fits '04-'06 and '10-later XL, '06-later Dyna® and '08-later FLS, FLSS, FLSTC, FLSTN and FXS models. Installation requires separate purchase of model-specific Rigid or Spring Seat Mounting Hardware Kit. Seat width 10.5".

Also available:**RIGID MOUNT SADDLE INSTALLATION KIT**

Get the low lean minimalistic garage built look. Required for installation of Solo Saddle Kits P/N 52000277, 52000279, 52000278, 52000275, 52000276, 52000180, 54072-10, 54373-10, 52000114 and 52000113. Kit includes mounting brackets and hardware.

52100016

Fits '10-later XL models.

NEW



E. SOLO SADDLE – BLACK LEATHER (SHOWN WITH SPRING SADDLE INSTALLATION KIT)

NEW



E. SOLO SADDLE – BROWN LEATHER (SHOWN WITH SPRING SADDLE INSTALLATION KIT)

E. SOLO SADDLE

Add nostalgic bobber looks to your modern Harley-Davidson® motorcycle. Available in elegant leather, this solo seat features a low-profile design that provides the minimalistic "just enough to ride" look. The smooth metal seat pan and the simple frame cover leave a clean, finished appearance. Easy to install, the bolt-on seat and model-specific Spring Seat Installation Kit include everything you need to get the bobber look. No cutting, welding or fabrication is necessary and the seat can be removed and replaced with a touring seat for a two-up night on the town.

Fits '04-'06 and '10-later XL, '06-later Dyna and '08-later FLS, FLSS, FLSTC, FLSTN and FXS models. Installation requires separate purchase of model-specific Rigid or Spring Seat Mounting Hardware Kit. Seat width 10.5".

52000279 Black Leather.**52000278** Brown Leather.**52000275** White Diamond.**52000276** Black Diamond.**Also available:****SPRING SADDLE INSTALLATION KIT**

The torsion-style springs are designed for the optimum balance between spring suspension and support. Required for installation of Solo Saddle Kit P/N 52000277, 52000279, 52000278, 52000275, 52000276, 52000180, 54072-10, 54373-10, 52000114 and 52000113. Kit includes springs, mounting brackets, frame cover and hardware.

54074-10B

Fits '04-'06 and '10-later XL models.

NEW



E. SOLO SADDLE – BLACK DIAMOND (SHOWN WITH SPRING SADDLE INSTALLATION KIT)

NEW



E. SOLO SADDLE – WHITE DIAMOND (SHOWN WITH SPRING SADDLE INSTALLATION KIT)

NOTE: Some Harley-Davidson seats are made of leather. Fine leathers or other natural materials WILL gain "character," such as wrinkles or wear, with age. This is normal. A fine, aged patina and character wrinkles are a sign of the extremely high quality materials used to construct your seat or backrest. The appearance of scars or marks on the leather are a result of using natural leather panels and should not be thought of as an imperfection. Please use Harley-Davidson Leather Protectant P/N 93600080 to protect your investment.

Not all products are available in all countries – please consult your dealer for details.

94 SPORTSTER®

Seating — Comfort & Touring

A. SIGNATURE SERIES SOLO SEAT WITH RIDER BACKREST

A perfect combination of foam density and shape has created our most comfortable seat for long-haul touring. The wide-seating area will keep the rider extra comfy on a long trip and when you reach your destination, city driving will be easier with the narrow nose that helps keep your legs closer together. Seat features an easily removable adjustable rider backrest that folds down for easier passenger mounting. Rider backrest has a 5-position height adjustment with 1.5" range and a wide range of forward/back angle adjustment with a quick twist of the control knob. Matching Passenger Pillion P/N 52400053 is available for added versatility.

52000034

Fits '07-later XL models with 4.5 gallon fuel tank. Seat width 15.0".

52000062

Fits '07-later XL models with 2.2 or 3.3 gallon fuel tank. Seat width 15.0".



A. SIGNATURE SERIES SOLO SEAT WITH RIDER BACKREST

B. SUNDOWNER SOLO SEAT

Ride sun-up to sun-down in comfort and style. The Sundowner Solo Seat's shape and foam density were developed and refined during hundreds of hours of test rides and ergonomic evaluations. The unique seat features a deep bucket design that cradles the tailbone and provides back support for the rider. The narrow nose of the seat was sculpted to bring the legs closer together, and to look great with any size Sportster fuel tank. The seat is constructed with premium textured vinyl surfaces for comfort and durability, and features embroidered Bar & Shield® logos for style. For two-up riding, simply add the comfortable Sundowner Passenger Pillion P/N 52400121.

52000203

Fits '10-later XL models. Not compatible with Rider Backrest P/N 52300245. Seat width 15.0".



B. SUNDOWNER SOLO SEAT

C. SUNDOWNER SEAT

The Sundowner Seat provides the maximum in long-riding comfort. The deep-bucket design puts your body in the proper touring position and the generous padding makes it comfortable for both the rider and passenger as the miles are adding up. The dish shape provides added rider back support and the wide passenger pillion is shaped to minimize pressure points.

51739-07

Fits '07-'09 XL models equipped with 4.5 gallon fuel tank. Models not equipped with passenger pegs require separate purchase of Passenger Footpeg Kit P/N 50203-04. Seat width 14.5"; passenger pillion width 12.0".

51736-07

Fits '07-'09 XL models equipped with 2.2 or 3.3 gallon fuel tanks. Models not equipped with passenger pegs require separate purchase of Passenger Footpeg Kit P/N 50203-04. XL883N, XL1200N and XL1200X models also require separate purchase of Retention Washer P/N 7487. Seat width 14.5"; passenger pillion width 12.0".

51507-04


Fits '04-'06 XL models equipped with 4.5 gallon fuel tank. Models not equipped with passenger footpegs require separate purchase of Passenger Footpeg Kit P/N 50203-04 ('04-'13 models). Seat width 15.0"; passenger pillion width 12.5".

51544-01A

Fits '83-'03 XL models. Seat width 15.0"; passenger pillion width 12.5".



C. SUNDOWNER SEAT (SHOWN WITH SMOOTH BUCKET LOW BACKREST PAD)

**D. SIGNATURE SERIES PASSENGER PILLION****E. SUNDOWNER PASSENGER PILLION****F. PASSENGER PILLION — (52400130 SHOWN)****F. PASSENGER PILLION — (52400127 SHOWN)****G. PASSENGER PILLION****H. PASSENGER PILLION****D. SIGNATURE SERIES PASSENGER PILLION**

Bring someone along for the ride without giving up your solo status. This carefully styled pillion matches the Sportster Signature Series Solo Seat and provides your passenger with a wide seating surface for hours of comfort.

52400053

Fits '07-later XL models equipped with Signature Series Solo Seat P/N 52000034 or 52000062. Pillion width 10.0".

E. SUNDOWNER PASSENGER PILLION

Bring someone along for the ride without giving up your solo status. This carefully styled pillion matches the Sportster Sundowner Solo Seat and provides the passenger with great Sundowner comfort. The pillion is shaped to maximize support on a long ride, and is constructed with premium foam and textured vinyl for years on the road.

52400121

Fits '10-later XL models (except XL1200CX) equipped with Sundowner Solo Seat P/N 52000203. Models not equipped with passenger pegs require separate purchase of Passenger Footpeg Kit P/N 50500270 ('14-later models) or 50203-04 ('10-'13 models). Pillion width 11.0".

F. PASSENGER PILLION

Bring a guest along on your solo-seat equipped Sportster model. The cover and stitching of this Passenger Pillion complements the solo seat. Kit includes grab strap and mounting hardware.

52400130 '16 XL883L Style.

Fits '16-later XL883L models with Original Equipment solo seat. Models not equipped with passenger pegs require separate purchase of Passenger Footpeg Kit P/N 50500270. Seat width 9.0"

52400127 '16 XL883N Style.

Fits '16-later XL883N models with Original Equipment solo seat. Models not equipped with passenger pegs require separate purchase of Passenger Footpeg Kit P/N 50500270. Seat width 7.5"

52400125 '16 XL1200X Style.

Fits '16-later XL1200V and XL1200X models with Original Equipment solo seat or Super Reach™ Solo Seat P/N 52000207. Models not equipped with passenger pegs require separate purchase of Passenger Footpeg Kit P/N 50500270. Seat width 7.5"

G. PASSENGER PILLION

Low-profile, minimalistic Passenger Pillion features grey stitching to complement the Original Equipment solo seat on XL1200V and XL1200X models. Easy to install with included hardware and grab strap.

51734-10

Fits '10-'15 XL1200V and XL1200X models equipped with Original Equipment solo seat. Requires installation of passenger footpegs (sold separately). Pillion width 7.75".

H. PASSENGER PILLION

Bring a guest along on your solo-seat equipped Sportster model. The smooth cover and top stitching of this Passenger Pillion complements the Original Equipment solo seat and the Reach Solo Seat. Kit includes grab strap and mounting hardware.

51744-07A

Fits '07-'15 XL models (except XL1200V and XL1200X) equipped with Original Equipment or Reach Solo Seats. Requires installation of passenger footpegs (sold separately). XL883N and XL1200N models also require separate purchase of Retention Washer P/N 7487. Pillion width 10.0".

96 SPORTSTER®

Seating — Backrests

A. QUICK-RELEASE RIDER BACKREST

Add exceptional comfort for open road and around town riding. This detachable rider backrest is shaped for maximum lower back support and keeps you in place without shifting you forward in the saddle. Designed to complement Original Equipment and accessory solo seats, the backrest's forward/back position can be adjusted up to 4.5" with a simple fingertip adjustment. The fold-down pad clears the way when throwing your leg over the bike and the backrest can be removed from the bike with the push of a button—leaving behind just two elegant docking points. Complete kit includes upright, pad, fender strut brackets and all required hardware.

52300245

Fits '04-later XL models equipped with a solo seat. Not compatible with Brawler™ Solo Seat P/N 52000269, 52941-04B, 52000118, 52000119, Cafe Solo Seat P/N 52000260, Sundowner Solo Seat P/N 52000203, Tallboy™ Solo Seat P/N 52000209, Solo Rigid or Spring Seat Mounting Kits, '16-later Original Equipment XL883N Solo Seat, or Side-Mount License Plate Kits P/N 60947-10 or 60972-10. Installation of H-D® Detachables™ Solo Luggage Rack requires additional purchase of Bolt P/N 3584 (Qty. 4).



A. QUICK-RELEASE RIDER BACKREST

B. CIRCULATOR SEAT PADS

Keep comfortable on your next long ride. These breathable Circulator Seat Pads feature 3D construction that promotes air movement and reduces heat build-up where the rider's body touches the seat or backrest. Designed to keep the rider cool by reducing the perspiration build-up between you and the seating surface, the Circulator Pad can be installed and removed in seconds for easy cleaning. The low-profile design minimizes seat-height change compared to inflatable pads, while enhancing comfort with its shock-absorbing construction. Manufactured of UV-stable materials, these seat pads resist fading when exposed to the sun. Elastic under-seat strap and non-slip base provide secure installation and the available Circulator Passenger Pillion Pad attaches to the rider pad with hook-and-loop tabs.

51074-10 Medium Seat Pad.

Fits VRSC™, XG, XL and Dyna® models with Original Equipment and accessory seats. Pad width — 14.5"

51078-10 Passenger Pillion Pad.

Fits Original Equipment and accessory passenger pillions. Pad width — 13.0"




B. CIRCULATOR SEAT PAD — (RIDER SHOWN)

C. REAR FENDER BIB

Go solo in style. Form-fitted to hug the contour of the rear fender, this decorative fender cover hides the seat mounting holes that are exposed when riding with a solo seat. Wrapped in smooth vinyl to match Original Equipment or accessory solo seats, the Fender Bib features an embossed Bar & Shield® logo for added style. The molded base is finished with a soft felt under-liner designed to protect the fender's painted surface.

52017-08

Fits '04-later XL models (except XL883N, XL1200CX, XL1200T, XL1200V and XL1200X) equipped with Original Equipment solo seat or Reach Solo Seat P/N 51750-07 or 51751-07. Will not fit models equipped with Bobtail Rear Fender.



C. REAR FENDER BIB

D. QUICK-RELEASE SEAT HARDWARE KIT

These hardware kits allow the rider to remove one-piece Harley-Davidson® seats quickly and easily.

51676-97A

Fits '97-later XG, XL, Dyna, Softail® (except FLS and FLSS models equipped with Original Equipment seat), and Touring models. Does not fit seats equipped with spring-loaded rear seat bracket.



D. QUICK-RELEASE SEAT HARDWARE KIT

COMFORT ON THE GO

With a detachable backrest and luggage rack, your bike can go from a stripped-down afternoon cruiser to a fully loaded two-up touring machine in seconds. Comfort- and convenience-driven accessories make for a less stressful ride.

THE RIGHT COMBINATION

BUILD YOUR OWN

A detachable sissy bar upright and backrest pad is the starting point for a complete touring machine. Start by shopping the following pages and selecting all the components required for your particular model.



SISSY BAR UPRIGHT
& BACKREST PAD

SIDEPLATES WITH QUICK-RELEASE
CAM-LOCK LATCH

H-D® DETACHABLES™
DOCKING HARDWARE

EQUIPPED FOR THE MILES AHEAD

Solo and stripped down, two-up and fully loaded, or anywhere in between, you can tailor any Harley-Davidson® motorcycle to meet the demands of the highway.



JUST THE BASICS

Stripped to the essentials, your ride is ready for your commute or for a night on the town. Detachable accessories let you install and remove the gear required for today's trip.



HIT THE ROAD

Go it alone. Saddlebags hold a change of clothes, a rain suit and the basic travel gear. And a solo rack and soft bag can be added to carry the souvenirs you pick up on the way.



SOLO TOURING

The ultimate road trip. The detachable saddlebags and Tour-Pak™ offer tons of storage space, and the Solo Mounting Rack positions the Tour-Pak Pad for maximum rider back support.



TWO-UP DAY TRIPPING

Take a friend. Saddlebags carry your clothes and the essentials, the luggage rack and a duffel bag hauls the rest, and a passenger backrest provides hours of riding comfort.

Not all products are available in all countries – please consult your dealer for details.

98 SPORTSTER®

Backrests & Racks

Choosing a Backrest

A sissy bar upright and passenger backrest are the starting point to build a complete touring machine. The backrest provides long-range comfort and support and adds a feeling of control and confidence for the passenger. For permanent installation, choose rigid sideplates and a style of upright that suits your riding style. For added flexibility, choose a H-D® Detachables™ Sideplate Kit and appropriate Docking Hardware to make adding or removing a detachable accessory a simple “slide and click” proposition.



H-D Rigid Sideplates

Add practical comfort and support for your passenger. Rigid Sideplates support are the anchor for sissy bar uprights, backrest pads and luggage racks and hug the rear fender strut for a clean streamlined look. Manufactured and tested to rigorous Harley-Davidson® standards, these sideplates are designed to specific model application for exact fit.

Fits '04-later XL models (except XL1200T). Does not fit models equipped with sissy guards.


1. 53925-04 Chrome.

Fits '94-'03 XL models.

2. 52806-94B Chrome.



1



2



H-D Detachables Sideplates

In the time it takes for a traffic light to change, you can transform your motorcycle from a city cruiser to a cross country hauler. Start with Harley-Davidson Detachables Sideplates, and add your choice of sissy bar upright and pad to make removing the passenger backrest a simple “slide and click” operation. Manufactured and tested to rigorous Harley-Davidson standards, installation requires separate purchase of model-specific Docking Hardware Kit.

Fits '04-later XL models (except '16-later XL1200CX). All models require separate purchase of Docking Hardware Kit (see docking hardware matrix). Docking hardware is Original Equipment on XL1200T models.

3. 53913-04 Chrome.

4. 52710-07 Gloss Black.

Fits '94-'03 XL models. Requires separate purchase of Docking Hardware Kit (see docking hardware matrix).

53545-95A Chrome.



3



4



Select the Docking Hardware

Sportster Docking Hardware for H-D Detachables Racks and Sideplates

Docking hardware fitment is dependent on vehicle model and saddlebag configuration.

| <i>H-D Detachables Accessory</i> | <i>Available to fit:</i> | Required Docking Hardware |
|---|--|----------------------------------|
| Detachable Sideplates, Detachable Solo Rack 53494-04A, 53512-07A One-Piece Detach Sissy Bar Upright 51146-10A, 52300040A or Detachable Solo Tour-Pak™ Rack 53655-04A with Leather Saddlebags 90330-08. | 2004-later XL models (except XL883N, XL1200CX, XL1200N, XL1200V and XL1200X) | 53544-04 |
| Detachable Sideplates, Detachable Solo Rack 53494-04A, 53512-07A One-Piece Detach Sissy Bar Upright 51146-10A, 52300040A or Detachable Solo Tour-Pak Rack 53655-04A with Leather Saddlebags 53050-10, 90201321, 90201325 and 88312-07A. | 2004-later XL models (except XL883N, XL1200CX, XL1200N, XL1200V and XL1200X) | 53544-04 |
| Detachable Sideplates, Detachable Solo Rack 53494-04A, 53512-07A One-Piece Detach Sissy Bar Upright 51146-10A without Leather Saddlebags. | 2004-later XL models (except XL883N, XL1200CX, XL1200N, XL1200V and XL1200X) | 53529-04 |
| Detachable Sideplates or Detachable Solo Rack 53494-04A, 53512-07A One-Piece Detach Sissy Bar Upright 51146-10A or Solo Tour-Pak Mounting Rack 53655-04A with Hard Saddlebags 91412-0XXX. Hard Saddlebags also require purchase of Hardware Kit 91405-04. | 2004-later XL models (except XL883N, XL1200CX, XL1200N, XL1200V and XL1200X) | 53529-04 |
| Detachable Sideplates 53545-95A, 53609-01 or Detachable Solo Rack 53495-95 with Leather Saddlebags 90598-04, 90342-04A, 90201329 or 90330-08. | 1994-2001 XL models | 90465-98A |
| | 2002-2003 XL (except XL883R and XL1200S) | 53532-02 |
| Detachable Sideplates 53545-95A, 53609-01 or Detachable Solo Rack 53495-95 without Leather Saddlebags. | 1994-2003 XL models (except XL883R and XL1200S) | 53528-95B |

Not all products are available in all countries – please consult your dealer for details.

Select a Height



Standard

Standard Sissy Bar Upright

Give your passenger additional back support with a Standard Sissy Bar Upright, designed to accept a wide variety of Backrest Pads.



Low

Low Sissy Bar Upright

Shaped to complement a thicker passenger pillion, this Low Sissy Bar Upright stands between the Standard and Short Sissy Bar Upright. The ideal match for touring style seats, this upright also offers an additional height option to riders with custom style seats.



Short

Short Sissy Bar Upright

This Short Sissy Bar Upright is lower than traditional low uprights and the hidden Backrest Pad Mounting System allows for a sleek look when the pad is removed.

Sissy Bar Uprights are available in a variety of shapes and styles. Square bar uprights feature a traditional plate design that provides a flat surface that is ideal for displaying self-adhesive medallions. Round bar uprights feature a mini medallion bar and an embossed Bar & Shield® insert. Uprights are designed to accept specific 3-bolt or 2-bolt mounted backrest pads.

Select a Style



**Short
Square Bar
Insert Style**



**Low
Square Bar
Medallion Style with
3-Bolt Pad Mount**



**Low
Round Bar
Mini Medallion Style
with 3-Bolt Pad Mount**



**Standard
Round Bar
Mini Medallion Style
with 3-Bolt Pad Mount**

Select Your Model

| Height | Bar Style | Style | Finish | <i>Fits '82-'03 XL models</i> | <i>Fits '04-later XL models with Rigid Sideplates</i> | <i>Fits '04-later XL models with H-D® Detachables™ Sideplates</i> |
|----------|-----------|----------------|-------------|-------------------------------|---|---|
| Short | Square | Insert | Chrome | — | — | 52737-94A |
| Short | Square | Insert | Gloss Black | — | — | 52706-07 |
| Low | Square | Medallion | Chrome | 52655-84 | 52909-02 | 52754-04 |
| Low | Square | Medallion | Gloss Black | — | — | 51851-09 |
| Low | Round | Mini Medallion | Chrome | — | — | 52300022 |
| Low | Round | Mini Medallion | Gloss Black | — | — | 52300024 |
| Standard | Round | Mini Medallion | Chrome | — | — | 52300018 |
| Standard | Round | Mini Medallion | Gloss Black | — | — | 52300020 |

100 SPORTSTER®

Backrests & Racks

A. ONE-PIECE H-D® DETACHABLES™ SISSY BAR UPRIGHT

The sweeping shape of this slim, round bar Sissy Bar Upright completes the classic "bobber" look. The one-piece design eliminates separate sideplates for a clean appearance and the stylized upper kick angle mimics the old-school sissy bars of the '50s and '60s. Available in your choice of chrome or gloss black finish, these bars can be equipped with Passenger Backrest Pad P/N 52631-07.

Fits '04-later XL models (except '16-later XL1200CX). All models require separate purchase of Docking Hardware Kit (see docking hardware matrix). Docking hardware is Original Equipment on XL1200T models.

51146-10A Gloss Black.

52300040A Chrome.

Shown with:

PASSENGER BACKREST PAD

Styled to complement available touring and custom seats.

52631-07 Smooth Black.

Fits models equipped with One Piece H-D Detachables Sissy Bar Upright P/N 52729-08, 51853-07, 51849-07, 51146-10A, 51161-10A, 52300040A, 52300042A, 52300044A or 52300046A.

B. PASSENGER BACKREST PADS

Styled to complement available touring and custom seats.

Fits One-Piece H-D Detachables Sissy Bar Upright P/N 52729-08, 51853-07, 51849-07, 51146-10A, 51161-10A, 52300040A, 52300042A, 52300044A or 52300046A.

52300366 '16 XL883N Style.

52300364 '16 XL1200X Style.

C. LOW-PROFILE SISSY BAR UPRIGHT – SPORTSTER

This low and lean one-piece bar mounts between the fender and fender struts for a clean, close to the bike profile. The gloss black round bar upright delivers a simple bobber look on a solo seat equipped bike, and provides the perfect passenger "butt-stop" for a Sportster model equipped with a low-profile two-up seat. The bar also accepts Slip-Over Pad P/N 51732-10 for added passenger comfort.

52300403

Fits '16-later XL1200CX models with Original Equipment two-up seat and '07-later XL models equipped with solo or Badlander™ two-up seats.

D. SLIP-OVER PASSENGER BACKREST PAD

This Slip-Over Backrest Pad provides a touch of passenger comfort to low profile hoop-style sissy bars. Held in place with hook-and-loop tabs, this rich black pad features grey stitching that complements many Original Equipment and accessory seats and pillions.

51732-10

Fits '07-later XL models with Low-Profile Sissy Bar Upright P/N 52300403 and '10-later FXDWG models with Original Equipment sissy bar upright.




A. ONE-PIECE H-D DETACHABLES SISSY BAR UPRIGHT – GLOSS BLACK (SHOWN WITH PASSENGER BACKREST PAD)



A. ONE-PIECE H-D DETACHABLES SISSY BAR UPRIGHT – CHROME (SHOWN WITH PASSENGER BACKREST PAD)



B. PASSENGER BACKREST PAD – '16 XL883N STYLE



B. PASSENGER BACKREST PAD – '16 XL1200X STYLE



C. LOW-PROFILE SISSY BAR UPRIGHT – SPORTSTER



D. SLIP-OVER PASSENGER BACKREST PAD

SPORTSTER® 101

Backrests & Racks

PASSENGER BACKREST PADS

Choose from a wide variety of backrest pad sizes and shapes to match your comfort and style demands. Designed to complement Original Equipment and accessory seats, these pads are engineered to fit specific sissy bar upright types.

E. SHORT BACKREST PAD

Innovative Backrest Pad mounting system features a brushed stainless steel insert framed with chrome plate and hardware.

52517-94

Fits Short Insert Style Sissy Bar Upright P/N 51513-02, 52737-94A or 52706-07.

F. BACKREST PADS

Sized to fit medallion and mini medallion-style sissy bar uprights. Pad mounts with single center screw and bolt-on mounting strap. Includes chrome-plated mounting hardware.

Fits Low Medallion Style Sissy Bar Upright P/N 52754-04 or 51851-09, Low Square Bar Mini-Medallion Style Sissy Bar Upright P/N 53282-06, Standard Square Bar Mini Medallion Style Sissy Bar Upright P/N 53281-06 or 53407-06, Standard Medallion Style Sissy Bar Upright P/N 52735-85, 53007-98, 52655-84, 52909-02 or 51517-02, Standard Bar & Shield® Style Sissy Bar Upright 52739-83 or 51514-02, Standard Heritage Style Sissy Bar Upright P/N 52731-00 and Low Round Bar Sissy Bar Upright P/N 52300022 or 52300024.

1. 52652-04 Smooth.

2. 52626-04 Smooth Top-Stitched.

G. BACKREST PADS

Sized to fit medallion and mini medallion-style sissy bar uprights. Pad mounts with single center screw and bolt-on mounting strap. Kit includes chrome-plated mounting hardware.

Fits Low Medallion Style Sissy Bar Upright P/N 52655-84, 52909-02, 52754-04, 51851-09, Standard Medallion Style Sissy Bar Upright P/N 52735-85 or 52877-08, Standard Square Bar Mini Medallion Style Sissy Bar Upright P/N 53281-06 or 53407-06, Standard Heritage Style Sissy Bar Upright P/N 52731-00 and Standard Round Bar Sissy Bar Upright P/N 52300018 or 52300020.


1. 52612-95 Smooth Top-Stitched.

2. 52412-79A Embossed Bar & Shield Logo.

3. 52348-97 Heritage Classic Bucket.

4. 52347-97 Fat Boy Bucket.

5. 51132-98 Smooth Bucket.



E. SHORT BACKREST PAD



F. BACKREST PADS



G. BACKREST PADS

Not all products are available in all countries – please consult your dealer for details.

102 SPORTSTER®

Backrests & Racks

A. AIR FOIL PREMIUM LUGGAGE RACK*

The low-profile aerodynamic styling defines the look of this Luggage Rack. Available in mirror chrome or rich gloss black finish, the die-cast rear "Air Foil" grabs your attention and the Bar & Shield® insert adds a signature touch. The elegant round tube rack features inlaid rubber runners for added grip and dedicated bungee mounting points to simplify luggage tie-down. Kit includes all necessary mounting hardware. For added visibility, the rack is designed to incorporate the internal wiring of the Air Foil Rack LED Light Kit P/N 68000076 (red) or 68000077 (smoked) for a clean look.

Fits '04-later XL models (except XL1200CX) equipped with H-D® Detachables™ Sideplates, '06-later Dyna® models (except FXDF, FXDFSE and '10-later FXDWG) equipped with Rigid or Detachable Sideplates, '84-'05 Softail® models (except FLSTN and FXSTD) and '06-later FLST, FLSTC, FLSTNSE and FLSTSC models and '06 FLSTF models equipped with Detachable or Rigid Mount Sideplates.

54290-11 Chrome.

54291-11 Gloss Black.

B. LED LIGHT KIT

This fast-acting LED Light Kit operates as a supplemental rear running light and brake light. The high, center-mount position places the light in the line-of-sight of following vehicles and the bright, fast-acting LED lamps get you noticed. Wiring is concealed inside the rack tubes for a clean, custom installation. Available with red or smoked lens.

Fits Air Foil Luggage Rack P/N 54290-11, 54291-11 and Air Wing Sissy Bar Upright P/N 52300146 and 52300147. Installation requires separate purchase of model-specific Wiring Harness Kit.

68000076 Red Lens.

68000077 Smoked Lens.

Also available:

LED LIGHT KIT WIRING HARNESS

Required for installation of LED Light Kit on Air Foil Luggage Rack P/N 54290-11 or 54291-11.

70683-08

Fits '14-later XL models with Air Foil Luggage LED Light Kit P/N 68000076 or 68000077.

69368-11

Fits '04-'13 XL models with Air Foil Luggage LED Light Kit P/N 68000076 or 68000077.

C. CUSTOM TAPERED SPORT LUGGAGE RACK*

Smooth sweeping curves and the brilliant chrome or gloss black finish define the look of this Sport Luggage Rack. Designed to complement both round and square bar Sissy Bar Uprights, this sleek rack adds a practical and stylish touch to the motorcycle.

Fits '04-later XL models equipped with H-D Detachables Sideplates, '06-later Dyna models (except FXDF, FXDFSE and '10-later FXDWG) equipped with Rigid or Detachable Sideplates, '84-'05 Softail models (except FLSTN and FXSTD) and '06-later FLST, FLSTC, FLSTNSE and FLSTSC models and '06 FLSTF models equipped with Detachable or Rigid Mount Sideplates.

50300030 Chrome.

50300031 Gloss Black.



A. AIR FOIL PREMIUM LUGGAGE RACK – CHROME



A. AIR FOIL PREMIUM LUGGAGE RACK – GLOSS BLACK



B. LED LIGHT KIT – RED LENS SHOWN



C. CUSTOM TAPERED SPORT LUGGAGE RACK – CHROME



C. CUSTOM TAPERED SPORT LUGGAGE RACK – GLOSS BLACK



***WARNING:** Do not use this rack as a seat. Do not exceed the fender rack weight capacity. Using as seat or exceeding this capacity could cause handling problems which could result in loss of control and death or serious injury.

SPORTSTER® 103

Backrests & Racks



D. TAPERED LUGGAGE RACK – CHROME



D. TAPERED LUGGAGE RACK – GLOSS BLACK

D. TAPERED LUGGAGE RACK*

Styled to enhance the lines of the motorcycle, this sleek, compact Tapered Rack is an elegant solution for carrying your lunch to work or your luggage across the country.

Fits '04-later XL models equipped with H-D® Detachables™ Sideplates, '06-later Dyna® models (except FXDF, FXDFSE and '10-later FXDWG) equipped with Rigid or Detachable Sideplates, '84-'05 Softail® models (except FLSTN and FXSTD) and '06-later FLST, FLSTC, FLSTNSE and FLSTSC models and '06 FLSTF models equipped with Detachable or Rigid Mount Sideplates.

53718-04 Chrome.

53510-07 Gloss Black.

E. FOUR BAR SPORT LUGGAGE RACK – CHROME*

This sleek rack complements the lines of your motorcycle. Can be used with H-D Detachables or Rigid Mount Sissy Bar Sideplates.

53899-02

Fits '04-later XL models equipped with Rigid Sideplates. Also fits '02-'05 Dyna models equipped with either Rigid or Detachable sideplates.

53711-96A

Fits '90-'03 XL models with H-D Detachables Sideplate Kit P/N 53545-95A, '82-'03 XL models with Rigid Mount Sideplate Kit P/N 52806-94B or 5278-82B, '82-'94 FXR models with Rigid Mount Sideplate Kit P/N 52781-82B (except FXRS-CONV. and FXRT); '99-'00 FXR and '96-'01 Dyna models (except FXDWG). All '96-'01 Dyna models equipped with Rigid Mount Sideplates require the separate purchase of Luggage Rack Adapter Kit P/N 53828-00.

F. FIVE BAR SPORT LUGGAGE RACK – CHROME*

This rack brings touring flexibility to your motorcycle. Can be used with H-D Detachables or Rigid Mount Sissy Bar Sideplates.

53862-00

Fits '04-later XL models equipped with Detachable Sideplates, '06-later Dyna models (except FXDF, FXDFSE and '10-later FXDWG) equipped with Rigid or Detachable Sideplates, '84-'05 Softail models (except FLSTN and FXSTD), '06-later FLST, FLSTC and FLSTSC models and '06 FLSTF models equipped with Detachable or Rigid Mount Sideplates. Does not fit with Round Bar Uprights P/N 52300018, 52300020, 52300022 and 52300024.

G. CHOPPED FENDER LUGGAGE RACK*

This Luggage Rack is the ideal option for your ride across town or across the state. Designed for the chopped rear fender, this simple rack adds practical luggage space without compromising style. Rear supports attach to the fender struts and the rack is secured to the passenger pillion mounting point on the rear fender. Available in your choice of chrome or gloss black finish, this rack is compatible with H-D Detachables Uprights and docking hardware.

Fits '09-later XL883N, '16-later XL1200CX and '07-later XL1200N, XL1200V and XL1200X models. Use with H-D Detachables Docking Hardware and Uprights requires separate purchase of Docking Kit P/N 53686-96A.

50300040 Chrome.


54250-10 Gloss Black.



E. FOUR BAR SPORT LUGGAGE RACK – CHROME



F. FIVE BAR SPORT LUGGAGE RACK – CHROME



G. CHOPPED FENDER LUGGAGE RACK – CHROME



G. CHOPPED FENDER LUGGAGE RACK – GLOSS BLACK



***WARNING:** Do not use this rack as a seat. Do not exceed the fender rack weight capacity. Using as seat or exceeding this capacity could cause handling problems which could result in loss of control and death or serious injury.

Not all products are available in all countries – please consult your dealer for details.

104 SPORTSTER®

Backrests & Racks

A. H-D® DETACHABLES™ SOLO RACK*

Add touring capabilities to your solo seat Sportster model in less than 60 seconds. This detachable Solo Rack fits over the fender when the passenger pillion is removed. The rack features brazed hand-polished tubing and the chrome-plated or gloss black finish adds a stylish flair. Requires Docking Hardware.

Fits '04-later XL models equipped with solo seat. All models require separate purchase of appropriate Docking Hardware. Docking Hardware is Original Equipment on XL1200T models.

53494-04A Chrome.

53512-07A Gloss Black.



A. H-D DETACHABLES SOLO RACK – CHROME



A. H-D DETACHABLES SOLO RACK – GLOSS BLACK

B. LOCKING H-D DETACHABLES LATCH KIT

This unique lock replaces the camlock on your Harley-Davidson® Detachables accessories, providing additional security and peace of mind when parking your vehicle. The kit includes two extended-reach barrel-style keys for easy access to the lock. Key registration and replacement service is available. Sold in pairs.

Fits all models equipped with detachable Sideplates, Racks and Tour-Pak™ Luggage Carriers (except '09-later Touring models equipped with detachable Solo Tour-Pak Rack).

90300087 Chrome.

90300086 Black.



B. LOCKING H-D DETACHABLES LATCH KIT – CHROME



C. H-D DETACHABLES LATCH KIT – CHROME

Decorative chrome latches are the perfect way to enhance the appearance of your detachable accessories. Meticulously polished and chrome-plated, these easy-to-install Rotary Latches are a direct replacement for the Original Equipment satin black parts and are a simple way to add a finishing touch to your ride. Latches feature an easy-to-pull finger release to simplify access in hard-to-reach areas.

12600036

Fits all models equipped with detachable Sideplates, One-Piece Sissy Bar Uprights, Racks, and Tour-Pak Luggage Mounting Racks.



B. LOCKING H-D DETACHABLES LATCH KIT – BLACK



C. H-D DETACHABLES LATCH KIT – CHROME



***WARNING:** Do not use this rack as a seat. Do not exceed the fender rack weight capacity. Using as seat or exceeding this capacity could cause handling problems which could result in loss of control and death or serious injury.

Not all products are available in all countries – please consult your dealer for details.

SPORTSTER® 105

Saddlebags & Luggage

D. H-D® DETACHABLES™ LOCKING LEATHER SADDLEBAGS

These large-capacity lockable detachable saddlebags are completely removable with the simple pull of the internal handle, leaving your bike clean and ready to cruise the boulevard. The handsome leather slant-style bags feature hidden quick-release clips behind the classic valise straps and black buckles. When removed, the large capacity bags leave behind two simple, inconspicuous docking points. The bags are compatible with both rigid and H-D Detachables accessories when installed with the appropriate docking hardware kits. Luggage capacity: 2400 cubic inches total.

90201328

Fits '04-later XL models (except XL1200CX, XL1200T and XL1200V). Requires separate purchase of Docking Hardware Kit 90201424. Models not equipped with Passenger Pegs require separate purchase of Passenger Footpeg Kit P/N 50203-04 ('04-'13 models) or P/N 50500270 ('14-later models). Domestic XL883N, XL1200N and XL1200X models require License Plate/Directional Relocation Kit P/N 73279-10. International (non-Canadian) XL883N, XL1200N or XL1200X models require Directional Relocation Kit P/N 67800075. '11-later XL1200C models require Directional Relocation Kit P/N 67800071 (Domestic) or 67800077 (International). All other models require separate purchase of Turn Signal Relocation Kit P/N 68732-02A (Domestic), 68733-02A (International) or Layback License Plate Kit P/N 60215-06. Models equipped with Saddlebags only or with Rigid Sideplates require separate purchase of Docking Hardware Kit P/N 53529-04. Models equipped with detachable accessories require separate purchase of Docking Hardware Kit P/N 53529-04 (if not already equipped) and 88390-10. Does not fit with Rear Axle Covers or Bobtail Fender.

Also available:

DOCKING HARDWARE KIT

Required for installation of H-D Detachable Saddlebag P/N 90201328. Includes all hardware needed for Saddlebag only or Saddlebag with additional detachable accessories.

90201424

Fits '04-later XL models (except XL1200T and XL1200V).

Also available:

DOCKING HARDWARE KIT

Required when installing H-D Detachables accessories with H-D Detachables Saddlebag P/N 88358-10.

88390-10

Fits '04-later XL models (except XL1200T and XL1200V).

Also available:

LICENSE PLATE/DIRECTIONAL RELOCATION KIT

Required when installing certain XL Saddlebags on models originally equipped with side-mount license plate.

73279-10

Fits '07-later XL883N, XL1200N, XL1200V and XL1200X models with side-mounted license plate and equipped with XL Saddlebag Kit P/N 53050-10, 88358-10 or 90342-04A.

Also available:

DIRECTIONAL RELOCATION KIT

Kit moves turn signals from rear fender struts to a license bracket-mounted turn signal bar. Required for installation of fixed mount or detachable saddlebags on XL1200C models.

67800071 Domestic.

Fits '11-later XL1200C Domestic models.



D. H-D DETACHABLES LOCKING LEATHER SADDLEBAGS – INSTALLED



D. H-D DETACHABLES LOCKING LEATHER SADDLEBAGS – REMOVED

Not all products are available in all countries – please consult your dealer for details.

106 SPORTSTER®

Saddlebags & Luggage

A. DISTRESSED BLACK LEATHER SADDLEBAGS

Distressed leather and diecast buckles provide a tough but functional saddlebag with a distinctive edgy style that exudes a youthful attitude. 3000 cubic inches of luggage capacity ensures you can carry what you need with you at all times. Quick-disconnect clips under the rugged buckles allow easy access to bag contents while always maintaining a sense of style.

90201306

Fits '94-later XL models (except '02-'03 XL883R, XL1200CX, XL1200S, XL1200T and models equipped with Rear Axle Covers, Flat Lens Turn Signals, accessory Bullet Style Turn Signals P/N 68005-99 and 68637-99 or '04-later models equipped with Bobtail fender or detachable sideplates). '04-later models (except XL883N, XL1200N, XL1200V and XL1200X models with side-mounted license plates) require separate purchase of Directional Relocation Kit P/N 68474-04B (chrome) or 73281-10 (black). XL883N, XL1200N, XL1200V and XL1200X models with side-mounted license plates require separate purchase of License Plate/ Directional Relocation Kit P/N 73279-10. International (non-Canadian) XL883N, XL1200N, XL1200V and XL1200X models require separate purchase of Directional Relocation Kit P/N 67800075. '11-later XL1200C models require purchase of Turn Signal Relocation Kit P/N 67800071 (Domestic) or 67800077 (International). '94-'03 models require separate purchase of Directional Relocation Kit P/N 68485-04. '94-'03 models equipped with H-D® Detachables™ accessories require separate purchase of Docking Hardware Kit P/N 90465-98A or 53532-02.

B. SPORTSTER LEATHER SADDLEBAGS

These saddlebags are constructed from 9 oz. leather with thermoformed backs for added shape retention. Bags feature an embossed "Sportster" script logo for style and quick-disconnect clips under traditional chrome buckles for easy access. Luggage capacity: 3000 cubic inches total.

90201329

Fits '94-later XL models (except XL1200CX, XL1200S, XL1200T, '02-'03 XL883R and models equipped with Rear Axle Covers, Flat Lens Turn Signals, accessory Bullet Style Turn Signals P/N 68005-99 and 68637-99 or '04-later models equipped with Bobtail fender or detachable sideplates). '04-later models (except XL883N, XL1200N, XL1200V and XL1200X models with side-mounted license plates) require separate purchase of Directional Relocation Kit P/N 68474-04B (chrome) or 73281-10 (black). XL883N, XL1200N, XL1200V and XL1200X models with side-mounted license plates require separate purchase of License Plate/ Directional Relocation Kit P/N 73279-10. International (non-Canadian) XL883N, XL1200N, XL1200V and XL1200X models require separate purchase of Directional Relocation Kit P/N 67800075. '11-later XL1200C models require purchase of Turn Signal Relocation Kit P/N 67800071 (Domestic) or 67800077 (International). '94-'03 models require separate purchase of Directional Relocation Kit P/N 68485-04. '94-'03 models equipped with H-D Detachables accessories require separate purchase of Docking Hardware Kit P/N 90465-98A or 53532-02.



A. DISTRESSED BLACK LEATHER SADDLEBAGS



B. SPORTSTER LEATHER SADDLEBAGS

SPORTSTER® 107

Saddlebags & Luggage



C. RIGID LEATHER LOCKING SADDLEBAGS

C. RIGID LEATHER LOCKING SADDLEBAGS

These premium textured leather saddlebags are ready to go the distance. The push-button latching swing-out lid is easy to operate with one hand and the fine leather surface and brushed chrome medallion add an elegant touch. The hard-shell design retains its shape in all kinds of weather and is covered in leather for a traditional look. Locking hinged lids offer modern convenience and security. Styled to complement the sleek, narrow Sportster model profile, these bags offer plenty of storage for a trip across town or across the country. Kit includes reflectors. Luggage Capacity: 2400 cubic inches total.

90201321

Fits '04-later XL models (except XL1200CX, XL1200T, XL1200V and International (non-Canadian) XL883N, XL1200N or XL1200X models). Domestic XL883N, XL1200N and XL1200X models require License Plate/Directional Relocation Kit P/N 73279-10. '11-later XL1200C models require Directional Relocation Kit P/N 67800071 (Domestic) or 67800077 (International). All other models require separate purchase of Turn Signal Relocation Kit P/N 68732-02A (Domestic), 68733-02A (International) or Layback License Plate Kit P/N 60215-06. Models equipped with H-D® Detachables™ accessories require separate purchase of Docking Hardware Kit P/N 53544-04 (if not already equipped). Does not fit with Rear Axle Covers or Bobtail Fender.



D. "EXPRESS RIDER" LARGE CAPACITY LEATHER SADDLEBAGS

D. "EXPRESS RIDER" LARGE CAPACITY LEATHER SADDLEBAGS

Traditional "pony express" throw-over bag styling is enhanced with a modern rigid mounting structure on this handsome set of leather saddlebags. This Large Capacity Sportster saddlebag offers the convenience of quick-release clips under conventional buckles for easy access. The riveted leather patch with embossed Bar & Shield® logo completes the ageless look. Luggage capacity: 2400 cubic inches total.

90201325

Fits '04-later XL models (except XL1200CX, XL1200T, XL1200V and International (non-Canadian) XL883N, XL1200N or XL1200X models). Domestic XL883N, XL1200N and XL1200X models require License Plate/Directional Relocation Kit P/N 73279-10. '11-later XL1200C models require Directional Relocation Kit P/N 67800071 (Domestic) or 67800077 (International). All other models require separate purchase of Turn Signal Relocation Kit P/N 68732-02A (Domestic), 68733-02A (International) or Layback License Plate Kit P/N 60215-06. Models equipped with H-D Detachables accessories require separate purchase of Docking Hardware Kit P/N 53544-04 (if not already equipped). Does not fit with Rear Axle Covers or Bobtail Fender.

E. SYNTHETIC LEATHER SADDLEBAGS

Combine street attitude with long-haul versatility and you get these custom bags. Styled with sweeping lines to complement the Sportster fender, these bags feature plenty of storage space for a ride to the store or to Sturgis®. The rigid plastic tub, wrapped in rich synthetic leather, offers long-term durability. The traditional straps hide quick-disconnect closures for packing convenience and the chrome buckles provide a look that's pure Harley-Davidson®. Luggage capacity: 2000 cubic inches total.

90330-08

Fits '04-later XL models (except XL883N, XL1200CX, XL1200N, XL1200T, XL1200V, XL1200X, '02-'03 XL883R, models equipped with Rear Axle Nut covers or Flat Lens Turn Signals and models equipped with 2-into-1 exhaust). '04-later models require separate purchase of Turn Signal Relocation Kit P/N 68732-02A (Domestic), P/N 68733-02A (International) or Layback License Plate Kit P/N 60215-06. '11-later XL1200C fitment requires purchase of Turn Signal Relocation Kit P/N 67800071 (Domestic) or 67800077 (International).



E. SYNTHETIC LEATHER SADDLEBAGS

Not all products are available in all countries – please consult your dealer for details.

108 SPORTSTER®

Saddlebags & Luggage

A. LEATHER THROW-OVER SADDLEBAGS

These traditional Leather Throw-Over bags feature large side gussets for increased capacity and full-length straps with hidden quick-disconnect clips for easy access.

91008-82C

Fits '82-later XL (except XL1200T), '08-later Dyna® (except FLD) and '84-'99 Softail® models equipped with H-D® Saddlebag Supports.

B. SADDLEBAG SUPPORTS – CHROME

Keep your throw-over style saddlebags away from the wheel, swingarm and brake caliper. The elegant chrome-plated hoop attaches to the upper shock mount and fender strut, and can be installed on models equipped with rigid-mount sissy bar sideplates and uprights.

90201324

Fits '00-later XL models (except XL1200CX, XL1200S, XL1200T and '02-'03 XL883R). Does not fit with H-D Detachables™ accessories.

90799-94D

Fits '94-'15 XL models (except XL1200S, XL1200T and '02-'03 XL883R). Does not fit with H-D Detachables accessories. (Includes Chrome Upper Shock Covers P/N 54711-94.)

C. SADDLEBAG SUPPORTS – GLOSS BLACK

Keep your throw-over style saddlebags away from the wheel, swingarm and brake caliper. The elegant gloss black hoop attaches to the upper shock mount and fender strut, and can be installed on models equipped with rigid-mount sissy bar sideplates and uprights.

90201433


Fits '00-later XL models (except XL1200S, XL1200T and '02-'03 XL883R). Does not fit with H-D Detachables accessories.



A. LEATHER THROW-OVER SADDLEBAGS



B. SADDLEBAG SUPPORTS – CHROME



C. SADDLEBAG SUPPORTS – GLOSS BLACK

SPORTSTER® 109

Saddlebags & Luggage



D. TOUR-PAK LUGGAGE
(SHOWN WITH H-D DETACHABLES SOLO TOUR-PAK MOUNTING RACK)

D. TOUR-PAK™ LUGGAGE

Add cross-country luggage capacity to your ride with accessory Tour-Pak Luggage. A cavernous interior will hold one full face helmet or two half helmets. Kit includes backrest pad, interior rubber mat, hardware and instructions. Luggage capacity: 2500 cubic inches. Dimensions: 18.5" W x 17.0" D x 13.0" H. Racks and docking kits sold separately. International models may require separate purchase of License Plate Relocation Kit P/N 60095-00A.

53690-06A Smooth Vinyl.
Fits '04-later XL (except XL883N, XL1200C, XL1200CX, XL1200N and XL1200T) equipped with Solo Tour-Pak Rack, '00-later Softail® (except FLS, FLSS, FLSTNSE, FLSTSE, FXCW, FXCWC, FXS, FXSB, FXSBSE, FXSE, FXSTD and '09 FXSTSSE) equipped with H-D® Detachables™ Solo or Two-Up Tour-Pak Rack and '97-'13 Touring models equipped with H-D Detachables Two-Up or Solo Tour-Pak Racks.

E. SPORT TOUR-PAK LUGGAGE*

Designed to complement the styling of the Softail and Sportster Hard Saddlebags, the Sport Tour-Pak Luggage adds increased storage for your ride across town or across the country. The injection molded Tour-Pak Luggage is lockable and includes an interior rubber mat. Large enough to store most full-faced helmets. Racks and docking kits sold separately. International models may require separate purchase of License Plate Relocation Kit P/N 60095-00A. Luggage capacity: 2245 cubic inches.

53929-06DH Vivid Black.
Fits '04-later XL models (except XL883N, XL1200C, XL1200CX and XL1200N) equipped with Solo Seat and Solo Tour-Pak Rack. Fits '00-'05 Softail models (except Deuce™) and '06 FLST, FLSTF; and '06-later FLSTC, FLSTN, FLSTSC models equipped with H-D Detachables Solo or Two-Up Tour-Pak Rack. Fits '97-'08 Touring models equipped with Detachable Two-Up or Solo Tour-Pak Racks.

F. BACKREST PAD FOR SPORT TOUR-PAK LUGGAGE


This Sport Tour-Pak Backrest Pad is styled to complement a wide variety of Original Equipment or custom seats, and provides comfortable support for your passenger.

52872-01
Fits models equipped with Color-Matched Sport Tour-Pak Luggage P/N 53929-XXXX.

G. H-D DETACHABLES SOLO TOUR-PAK MOUNTING RACK**

The Solo Tour-Pak Rack places the Sport Tour-Pak in a comfortable back-supporting position. The rack is designed to position the Tour-Pak for solo riding. Simply remove the Tour-Pak Rack from the convenient docking hardware, add a passenger pillion and the bike is ready for two-up riding. Tour-Pak, Passenger Backrest Pad and Docking Hardware sold separately.

53655-04A
Fits '04-later XL models equipped with solo seat (except XL883N, XL1200C, XL1200CX, XL1200N). Designed to accept Color-Matched Sport Tour-Pak P/N 53929-YYYYX, Leather Tour-Pak P/N 53151-00A, 53147-98B, 53018-04A or 53690-06A. Requires separate purchase of appropriate Docking Hardware.



E. SPORT TOUR-PAK LUGGAGE
(SHOWN WITH H-D DETACHABLES SOLO TOUR-PAK RACK AND BACKREST PAD)



F. BACKREST PAD FOR SPORT TOUR-PAK LUGGAGE



G. H-D DETACHABLES SOLO TOUR-PAK MOUNTING RACK

*NOTE: Most custom paint sets and bodywork are painted specifically to order. Please contact your dealer for details of delivery times.



****WARNING:** Do not use this rack as a seat. Do not exceed the fender rack weight capacity. Using as seat or exceeding this capacity could cause handling problems which could result in loss of control and death or serious injury.

Not all products are available in all countries – please consult your dealer for details.

110 SPORTSTER®

Saddlebags & Luggage

A. SINGLE-SIDED SWINGARM BAG

Less is more. With enough room for the essentials, these stylish Swingarm Bags eliminate the need to stuff your pockets or bungee a bag across the passenger pillion. Shaped to hug the contour of your bike's frame, these compact bags add an old-school look. Bags are constructed of heavyweight leather and feature a pouch-style flap lid that is secured with two quick-disconnect clips that are hidden behind traditional straps and buckles. The semi rigid-backed bag is secured to the left side of the bike with easy-to-install brackets and adjustable straps. Luggage capacity: 430 cubic inches total.

90201326 Black Leather.

Fits '04-later XL models equipped with Solo Seats. Does not fit XL1200T. Requires removal of passenger pegs.




A. SINGLE-SIDED SWINGARM BAG – BLACK LEATHER

B. DOWN-TUBE BAG

The perfect place to store a couple of tools, a tire gauge or your disc lock. The rigid-backed bag features a stylish heavy leather flap and traditional strap-and-buckle closures to provide both function and flair. Easy-to-install, the low frame placement is inconspicuous, but still provides quick access when needed. Kit includes all required mounting hardware.

93300044 Black Leather.

Fits '04-later XL, '08-'13 XR and '06-later Dyna® models (except FLD). Does not fit XL models with engine guard. Does not fit XL models with Boom! Audio Cruiser Amp and Speaker Kit P/N 76262-08 or 76320-08. Does not fit with Dyna Oil Cooler Kit P/N 26151-07. Does not fit XL and Dyna models equipped with Front Spoilers.



B. DOWN-TUBE BAG – BLACK LEATHER

C. TANK BAG

Shaped to fit the contour of the fuel tank, this ballistic nylon UV- and weather resistant tank bag is your perfect traveling companion. The bag features a clear top pouch for at-a-glance viewing of maps and directions. The rigid body retains its shape—even when empty—and the full-length dual-zippered opening provides easy access. The interior features 2 zippered mesh pouches, 1 quick access nylon pouch and large center cavity for storage of larger items. The internal top pouch adds 3 additional storage slots and 3 pen/pencil holders. Headphone port lets you to "plug in" while keeping your device protected inside the bag. Tank Bag features integrated rain cover with reflective striping. Integrated magnets and soft bottom keep the bag secure to tank while preventing scratches to paint. Quick-release clips allow the bag to be removed for easy access to the fuel filler and the comfortable carrying handle makes transportation a breeze.

93300040

Fits '04-later XL models.



C. TANK BAG

D. UNIVERSAL SADDLEBAG LOCK KIT

Keep the contents of your existing soft-sided saddlebags safe from the grab-and-go thief. This unique kit features two extra-small barrel locks that can replace existing saddlebag snaps to perform double duty as locks or as snaps when you don't need to lock your bags. Can be keyed to match your barrel-style ignition key. Sold in pairs.

Fits most soft-sided leather and vinyl saddlebags. Does not fit FLHRC and FLHRS.

90300003 Keyed To Match.

90300017 Random Key Code.



D. UNIVERSAL SADDLEBAG LOCK KIT

E. TANK BRA

This Tank Bra is made with non-abrasive, fleece-backed vinyl material and features an embroidered Bar & Shield® logo. It protects your fuel tank from scratches from keys, belt buckle, etc. Designed for easy installation and a custom fit without disassembly of the tank or seat.

62027-04


Fits '04-later XL models equipped with 4.5 gallon fuel tank.

62030-04

Fits '04-later XL models equipped with 3.3 gallon fuel tank.

61929-98

Fits '97-'03 XL models equipped with 3.3 gallon fuel tanks.



E. TANK BRA



**F. AUXILIARY POWER PORT – HANDLEBAR MOUNT
CHROME**



**F. AUXILIARY POWER PORT – HANDLEBAR MOUNT
BLACK**



G. AUXILIARY POWER PORT – HORN MOUNT



**H. AUXILIARY POWER PORT –
SADDLEBAG MOUNT**



I. USB CHARGING ADAPTOR

AUXILIARY POWER PORTS

Power your cell phone, GPS, portable music player or tire inflator from this handy 12-volt power port. The elegant cast housing features a conventional style power outlet that accepts most 12V automotive power adapter plugs and a pop-top cover to protect the port while not in use.

F. AUXILIARY POWER PORT – HANDLEBAR MOUNT

Ideal for powering handlebar-mounted accessories, this elegant cast housing securely clamps to the handlebar to keep your power port within easy reach.

Fits '15-later XG, '14-later XL, '12-later Dyna®, '11-later Softail® and '14-later Road King®, and models with either 1" or 7/8" diameter handlebars. '17-later Road King requires separate purchase of Electrical Connection Kit P/N 69201599.

69200971 Chrome.

69200970 Black.

Fits '12-later Dyna, '11-later Softail, and '14-later Road King models with 1-1/4" diameter handlebars. '17-later Road King requires separate purchase of Electrical Connection Kit P/N 69201599.

69200855 Chrome.

69200854 Black.

G. AUXILIARY POWER PORT – HORN MOUNT

This fuse-protected power port is conveniently located in an easily accessible location just off the horn mount bracket.

69201136

Fits EFI equipped models equipped with a side-mount horn (except XG models).

H. AUXILIARY POWER PORT – SADDLEBAG MOUNT

This convenient power port mounts to the inside wall of the saddlebag, allowing you to charge cell phones and music players in an out-of-site location. Power port features a quick-disconnect plug for use with detachable saddlebags.

69200091

Fits models equipped with 12-volt battery. Does not fit XG or VRSC™ models, Throw-Over or Swingarm Bags. Not for use with accessory Fitted Liners or Premier Liners. Requires separate purchase of Battery Charging Harness P/N 94624-97B, if not already equipped.

I. USB CHARGING ADAPTOR

Charge your cell phone, MP3 players and other hand-held devices while on the road. Compact Adaptor plugs into standard and accessory "cigarette lighter" 12-volt power ports and provides a standard USB-style outlet that accepts many phone and music player power cords.

69200357

For use with Original Equipment or accessory 12V Auxiliary Power Port.

FINDING THE RIGHT FIT

The relationship between the seat, the handlebar and the foot controls has an enormous impact on the comfort, control, and confidence you feel when riding your motorcycle. Once you've picked the bike, it's time to choose the options that match your ride to your personal dimensions.



SUSPENSION

Adjusting your motorcycle's ride height by raising or lowering the suspension is often the first step in fitting the bike to your stature. Being sure-footed at a stop can really increase your sense of confidence.

Not all products are available in all countries – please consult your dealer for details.

ESTABLISH YOUR POSITION



HANDLEBARS

Where the bar positions your arms, hands and wrists directly impacts how you feel on the motorcycle. Choose a bar that falls easily to hand, and does not pull you out of the seat when maneuvering.

SEATS

Seat height and shape impact rider comfort, fit and confidence. Where the seat positions you relative to the foot controls, hand controls and the ground plays a major role in the quality of your ride.

FOOT CONTROLS

Repositioning your feet can relieve muscle tension, take pressure off the tailbone and reduce fatigue. The correct riding position can add hours of comfort and hundreds of miles to your daily saddle time.

| 2017 | SUSPENSION | SEATS | HANDLEBARS | FOOT SUPPORTS |
|-------------------|-------------------------|--|---|---|
| XL883N | Low Suspension is Stock | Café Seat Badlander™ Seat Reach™ & Tallboy™ Seats Sundowner Seat Signature Series Seat | Clubman Bar Drag Bar Chizeled Lo & Tall Bar Mini-Ape Handlebar Tallboy Bar | Mid-Controls are Stock Further Forward Mid-Controls Standard Forward Controls Adjustable Highway Pegs |
| XL883L XL1200T | Low Suspension is Stock | Café Seat Badlander Seat Reach & Tallboy Seats Sundowner Seat Signature Series Seat | Iron 883™ Handlebar Chizeled Lo & Tall Bar Mini-Ape Handlebar Tallboy Bar | Further Forward Mid-Controls are Stock Standard Forward Controls Adjustable Highway Pegs |
| XL1200C | Low Suspension is Stock | Café Seat Badlander Seat Reach & Tallboy Seats Sundowner Seat Signature Series Seat | Iron 883 Handlebar Clubman Bar Reach Bar Tallboy Bar | Forward Controls are Stock Further Forward Mid-Controls Reduced Reach Forward Controls Extended Reach Forward Controls |
| XL1200CX | Low Suspension is Stock | Café Seat Badlander Seat Reach & Tallboy Seats Sundowner Seat Signature Series Seat | Clubman Bar Drag Bar Chizeled Lo & Tall Bar Mini-Ape Handlebar Tallboy Bar | Mid-Controls are Stock Further Forward Mid-Controls Standard Forward Controls Adjustable Highway Pegs |
| XL1200X | Low Suspension is Stock | Café Seat Badlander Seat Reach & Tallboy Seats Sundowner Seat Signature Series Seat | Drag Bar Clubman Bar Chizeled Lo & Tall Bar Mini-Ape Handlebar Hollywood Handlebar Tallboy Bar | Forward Controls are Stock Further Forward Mid-Controls Reduced Reach Forward Controls Extended Reach Forward Controls |



A. PREMIUM RIDE SINGLE CARTRIDGE FORK KIT – SPORTSTER MODELS (STANDARD HEIGHT)



A. PREMIUM RIDE SINGLE CARTRIDGE FORK KIT – SPORTSTER MODELS (LOW PROFILE)

A. PREMIUM RIDE SINGLE CARTRIDGE FORK KIT – SPORTSTER MODELS

This Single Sided Cartridge Fork provides improved handling performance by keeping the tire in contact with the road surface. Tuned to work in concert with the Premium Emulsion Rear Shocks, the fork damping is controlled by a specifically calibrated piston and valve stack. Unlike typical orifice damping, the piston/valve system helps the cartridge fork achieve a linear damping force curve for consistent feel throughout the compression and extension of the front suspension. The cartridge allows the forks to react quickly to rough roads, inspiring rider confidence in sweeping corners. The compression piston provides excellent low speed damping for a better rider feel, and the rebound spring provides a smoother feel during topping. The cartridge fork resists bottoming and dive, and the triple rate spring and oil lock allows the forks to absorb bumps even under hard braking – giving the rider more control while resisting wheel hop. A perfect addition during the installation of chrome or gloss black lower fork sliders, the kit includes fork pipe, cartridge, fork bolts, main springs and oil seals.

45400091 Standard Height.
Fits '04-'15 XL883, XL883C, XL883R, XL1200R, and XL1200V and '04-'10 XL1200C models.

45400090 Low-Profile.
Fits '11-'15 XL883, XL1200C and XL1200T and '06-'11 XL1200L models.



B. PREMIUM RIDE EMULSION SHOCKS – SPORTSTER MODELS



B. PREMIUM RIDE EMULSION SHOCKS – SPORTSTER MODELS

Experience a comfortable and confidence-inspiring ride – no matter the pavement conditions – with Harley-Davidson® Premium Ride Emulsion Shocks. These fast shocks offer enhanced compression and rebound damping control when compared to typical twin-tube shock absorbers. The nitrogen gas charged shocks resist oil aeration and work with the internal valve stack to provide superior damping control in the twisties. The large pistons and low viscosity high-performance oil allow these shocks to react quickly to impacts and keep the tires tracking the road surface. With the addition of urethane bumpers, you get a controlled ride and minimized bottoming harshness. The locking threaded adjustment lets you fine tune the spring preload to your current riding conditions – whether a solo run on the back roads or a fully-loaded two-up freeway tour. Kit includes left and right shock and preload adjustment spanner wrench.

54000076 Standard Height.
Fits '04-'15 XL models (except XL883C, XL1200T, '11-'15 XL883L, '04-'11 XL1200C and '06-'07 XL1200L).

54000077 Low-Profile.
Fits '04-'15 XL models (except XL883, XL883R, XL1200R and XL1200T).



C. TWO-UP PROFILE LOW REAR SHOCK KIT



C. TWO-UP PROFILE™ LOW REAR SHOCK KIT*

These heavy-duty shocks are tuned for the touring rider carrying a passenger or loaded saddlebags. Shock length and spring rate are engineered to maintain the factory low seat height. The chrome-bodied shocks feature adjustable preload for a comfortable, controlled ride.

54704-07
Fits '07-'15 XL883L, XL883N, XL1200N, XL1200V, XL1200X and '11-'15 XL1200C models.



***WARNING:** The Profile Low Front Spring Kit cannot be used independently and must be used with the appropriate Profile Rear Shock Lowering Kit. Installation of any accessory suspension components may affect cornering clearance and jiffy stand operation. This could distract the rider, causing loss of control and death or serious injury.



***WARNING:** Installation of any accessory suspension components may affect cornering clearance and jiffy stand operation. This could distract the rider, causing loss of control and death or serious injury.

PREMIUM ADJUSTABLE SUSPENSION

Your motorcycle's suspension defines the riding experience. Fast starts, smooth stops, and tight control in the corners are all part of the vehicle dynamics controlled by the tuning of the front forks and rear shocks. Screamin' Eagle® Fully Adjustable Suspension components let you dial-in the ride, whether you're cruising the highway, carving up a country road, or dodging city potholes.

Not all products are available in all countries – please consult your dealer for details.



1 COMPRESSION ADJUSTER

Fine tunes suspension to control the upward wheel movement when hitting a bump

Adjusts the speed at which the suspension compresses

Critical for balancing ride quality and suspension bottoming

2 REBOUND ADJUSTER

Fine tunes the downward wheel movement after riding over bumps or potholes

Adjusts the speed at which the suspension returns from extension
Critical for balancing ride quality and suspension bounce

3 PRELOAD ADJUSTER

Adjusts for rider sag-the amount the suspension drops under the weight of the rider and cargo

Critical to setting the proper suspension travel to soak up large potholes and absorb large bumps



4 PIGGYBACK RESERVOIR

Remote reservoir keeps the shock oil cooler to maintain damping performance

Internal bladder separates the oil from the nitrogen gas to reduce cavitation during aggressive riding



NEW

A. SCREAMIN' EAGLE FULLY ADJUSTABLE FRONT FORK KIT



NEW

A. SCREAMIN' EAGLE® FULLY ADJUSTABLE FRONT FORK KIT

Experience the ultimate in handling and ride quality with these Screamin' Eagle front forks. The forks are completely adjustable to match your individual riding style. Set the sag with the adjustable preload then fine tune the response with adjustable compression and rebound damping. These forks not only perform great, they add a performance look with the exposed anodized adjusters. When paired with the Screamin' Eagle adjustable rear shocks, you will experience the best handling Sportster available.

45400176

Fits '04-later XL883, XL883C, XL883R, XL1200V, XL1200R, and '04-'10 XL1200C models. Also fits '10-later XL883N and '11-later XL1200C/CA/CB/CP models with the additional purchase of Screamin' Eagle Piggyback Shocks P/N 54000125, Jiffy Stand P/N 49722-08BHP and appropriate front brake line.

NOTE:

When installing H-D® Braided Two-Piece Modular Brake Lines, use the appropriate upper brake line for your handlebar, and the following lower brake lines:

| | |
|------------------------|------------------|
| Non-ABS Diamondback. | 41800412 |
| Non-ABS Diamond Black. | 41800413 |
| ABS Diamondback. | 41800416A |
| ABS Diamond Black. | 41800417A |



NEW

B. SCREAMIN' EAGLE FULLY ADJUSTABLE PIGGYBACK SHOCKS



NEW

B. SCREAMIN' EAGLE FULLY ADJUSTABLE PIGGYBACK SHOCKS

Experience the ultimate in handling and ride quality with these Screamin' Eagle piggyback shocks. The shocks are completely adjustable to match your individual riding style. Set the sag with the adjustable preload then fine tune the response with adjustable compression and rebound damping. These shocks not only perform great, they add a performance look with the piggyback canister, exposed anodized adjusters and Screamin' Eagle medallion. When paired with the Screamin' Eagle adjustable front forks, you will experience the best handling Sportster available.

54000125

Fits '04-later XL883, XL883N, XL883R, XL1200N, XL1200R, XL12000V and XL1200X models. Also fits '07-'10 XL883L, '11-later XL1200C/CA/CB/CP and '08-'10 XL1200L models.

C. PERFORMANCE SUSPENSION KIT – XR1200®

Maximize the canyon-carving ability of your XR1200 motorcycle with this complete Performance Suspension Kit. Fully-adjustable light-weight suspension system features Showa's new Big Piston Front fork (BPF) design. The BPF eliminates many of the internal components used in a cartridge-type fork, simplifying construction and resulting in lighter overall fork weight. The large-diameter of the BPF's internal piston allows a reduction in damping pressure, for better feedback and smoother action. This performance suspension kit also provides a very controlled feeling which leads to more rider confidence. The BPF's rebound and compression damping force settings are easily fine-tuned via two adjuster screws located on top of the fork bolts. The spring pre-load is adjusted via a M5 hex screw on the axle holders. The rear Showa shocks feature 36mm pistons with piggyback nitrogen-charged reservoirs. The compression damping can be adjusted via a knob on top of the piggyback reservoir. The rebound is adjusted with a thumb wheel on the lower clevis. Rear spring pre-load is also adjustable on the shock for optimum 1G sag. The kit includes one set of Big Piston Front Forks and one set of rear shocks.

54530-10

Fits '08-later XR1200 models. Stock on '10 XR1200X™ models. Does not fit with Sport Saddlebag Kit P/N 90328-08.



C. PERFORMANCE SUSPENSION KIT – XR1200



116 SPORTSTER®

Foot Controls

SPORTSTER FOOT CONTROLS

A long stretch to the controls or a "knees-high" cramped riding position puts strain on your body after even a short ride. Repositioning your feet on the controls relieves muscle tension, takes pressure off the tail bone, and reduces rider fatigue. Where your feet contact the controls can often determine how many miles you can put on in a day.

Many Sportster models can be equipped with the following foot control configurations:

MID-CONTROLS:

Original Equipment on some models. Mid-Controls position the feet below the knee for a sporting riding posture.

FURTHER FORWARD MID-CONTROLS:

Achieves a comfortable foot-down riding position for the taller rider.

REDUCED REACH FORWARD CONTROLS:

Provides a foot-forward boulevard style without straining to reach the controls.

STANDARD FORWARD CONTROLS:

Places the legs for a "feet-in the-wind" laid back profiling posture.

EXTENDED REACH FORWARD CONTROLS:

Accommodates the tallest rider by stretching the leg a full 3.5" further forward.

A. STANDARD FORWARD CONTROL KIT*

Add the stretched-out look and extended riding position to your Sportster model. The complete kit includes all hardware necessary to convert your Sportster model from mid-controls to forward controls. Available in your choice of finishes, these forward controls add style and long range comfort. (Footpegs and shifter peg not included.)

Fits '14-later XL models. Requires separate purchase of stock or accessory rider position footpegs with wear pegs that fit '14-later XL1200 models.

50700020 Chrome with Black Peg Bracket.

50700021 Black.

Fits '06-'13 XL models with mid-controls (except XL1200CP and XL1200CA). XL1200L requires separate purchase of footpegs P/N 33134-07CAZ and 33135-07CAZ.


33395-06A Chrome.

33398-06A Polished.

33397-07A Black.

Fits '91-'03 XL (except XL883R). Does not fit with 2-into-1 Exhaust Systems. Current owners of Engine Guard P/N 49018-88A and 49018-88B will need to purchase bracket P/N 49014-86A for proper fitment (sold separately). This kit will not fit on vehicles equipped with an early style engine guard. Use Engine Guard Kit P/N 49018-88C when adjustable highway peg supports are installed.

33892-98 Polished.



FOOT CONTROL POSITION COMPARISON



A. STANDARD FORWARD CONTROL KIT – CHROME
(50700020 SHOWN)



A. STANDFORWARD CONTROL KIT – BLACK
(33397-07A SHOWN)



***WARNING:** Installation of accessory Forward Control Kits may affect cornering clearance. This could distract the rider, causing loss of control, resulting in death or serious injury.



B. EXTENDED REACH FORWARD CONTROL CONVERSION KIT



B. EXTENDED REACH FORWARD CONTROL CONVERSION KIT*

This kit extends the rider foot controls a full 3.5" forward, .9" out, and 0.375" up of the stock location, providing the tall rider a stretched out comfortable riding position. This comprehensive kit includes everything necessary for installation. The kit includes brake and shifter mounting brackets, brake lever, brake and shift linkage, replacement wear pegs, and all the required hardware. The kit is compatible with Original Equipment or accessory foot pegs, shifter pegs and small brake pedal pads.

50700030

Fits '14-later XL models with forward controls. Installation requires reuse of Original Equipment rider footpegs with wear peg or separate purchase of accessory footpegs with wear peg.



C. REDUCED REACH FORWARD CONTROL CONVERSION KIT (50700026 SHOWN)



C. REDUCED REACH FORWARD CONTROL CONVERSION KIT*

Love the look and riding position you get with forward controls but not comfortable with the long stretch forward? This Forward Control Conversion Kit repositions the Original Equipment footpegs and foot controls up and back by 2.0" and positions the controls closer to the rider for added comfort and confidence. This kit provides additional leg clearance around the chassis and air cleaner by moving the footpegs outward 1.5" (left) and 0.5" (right). The reduced reach places the rider's boot at the proper pivot point for improved leverage, while maintaining the "foot-forward" riding profile. This easy-to-install Conversion Kit includes heavy-duty steel mounts and shortened brake rod and reuses Original Equipment control supports and brake and shift levers or can be personalized with your choice of custom lever styles.

50700026

Fits '14-later XL models equipped with forward foot controls.

50700010

Fits '04-'13 XL models equipped with forward controls.



D. FURTHER FORWARD MID-CONTROL KIT – CHROME



D. FURTHER FORWARD MID-CONTROL KIT

Feel a little cramped when your feet are placed on the standard-location mid-controls? This kit repositions the controls 3.0" forward of the stock location, eliminating the "knees-high" riding attitude while maintaining a sporty upright riding posture. The forward location provides an open path for your feet to aid maneuvering the bike while parking and improves access to the jiffy stand for a shorter rider. Kit includes control mounts, brake and shift levers, brake rod, mini-footboards with wear pegs and all hardware necessary to convert your mid- or forward-control equipped Sportster model.

Fits '14-later XL models.

50700027 Chrome.

50700028 Gloss Black.



D. FURTHER FORWARD MID-CONTROL KIT – GLOSS BLACK



***WARNING:** Installation of accessory Forward Control Kits may affect cornering clearance. This could distract the rider, causing loss of control, resulting in death or serious injury.

118 SPORTSTER®

Foot Controls

A. PASSENGER FOOTPEG MOUNT KIT – BLACK

A necessary addition when converting your solo seat Sportster model to a two-up passenger-carrying ride. Kit includes black mounting brackets, Original Equipment-style footpegs and all necessary mounting hardware.

50500270

Fits '14-later XL models.

50203-04

Fits '04-'13 XL models.

B. PASSENGER FOOTPEG MOUNT KIT – CHROME

Nicely complements any passenger footpeg kit. We've taken the Original Equipment black-painted component to ensure product quality and polished and chrome-plated it for a great look. Footpegs sold separately.

49322-04

Fits '04-'13 XL models. XL883, XL883L, XL883N, XL1200N, XL1200V and XL1200X models require separate purchase of four Screws P/N 4748.

50610-86T Fits '82-'03 XL models.

C. ADJUSTABLE PASSENGER FOOTPEG MOUNT KIT

Maximize your passenger's riding comfort. Proper foot position reduces the cramped or stretched-out feeling and relieves pressure on the knees and the tailbone. These Adjustable Mounts raise and lower the passenger footpeg to accommodate taller and shorter passengers. Easy to adjust with common tools, the mount adjusts through a 360° range (depending on model), allowing both fore and aft and up and down height adjustment. Kit includes left and right adjustable support assembly and all required mounting hardware. Footpegs sold separately.

50763-09

Fits models with H-D® male mount-style passenger footpeg supports (except Softail® models). Does not fit with Heel Raiser Footpeg Kit P/N 50178-09. Does not fit the rider position.



A. PASSENGER FOOTPEG MOUNT KIT – BLACK



B. PASSENGER FOOTPEG MOUNT KIT – CHROME (49322-04 SHOWN)



B. PASSENGER FOOTPEG MOUNT KIT – CHROME (50610-86T SHOWN)



C. ADJUSTABLE PASSENGER FOOTPEG MOUNT KIT



D. ADJUSTABLE HIGHWAY PEG SUPPORT KIT

D. ADJUSTABLE HIGHWAY PEG SUPPORT KIT*

So you're not the average Sportster motorcycle rider. But then again, there is nothing average about Harley-Davidson®. These chrome-plated Highway Peg Supports adjust easily and quickly into three height-accommodating positions. Use with your choice of H-D® small male mount-style footpegs (not included). Includes all necessary hardware.

49053-04A

Fits '04-later XL models with mid controls.

E. CUSTOM GEAR SHIFT LINKAGES

Kick your custom into gear with this collection of high-quality Custom Shift Linkages. Available in a variety of designs to match your bike's style, these linkages feature aircraft quality rod ends for easy adjustment and smooth operation. The easy-to-install linkage kit includes a transmission cover and decorative acorn nuts and bolts for a complete custom look.

Fits '04-later XL models equipped with standard forward controls.

1. 34840-09 Skull.**2. 33778-09** Black Anodized Slotted.**F. JIFFY STAND EXTENSION**

Jiffy Stand Extension kits have been ergonomically designed to simplify the deployment and retraction of the jiffy stand. The extension is shaped to simplify locating the tab with your boot and aid in swinging the jiffy stand into position. The move feels natural and adds confidence when parking your motorcycle in a tight spot. Kit mounts to Original Equipment jiffy stand and includes all required mounting hardware.

50462-11 Black.

Fits '07-later XL and '08-'13 XR models (except XL50, XL883C, XL1200L, XL1200T, XL1200V, '07-'08 XL883, XL883R and XL1200R and '09-'10 XL1200C). Does not fit '09-later XL883N, XL1200N and XL1200X for International markets AUS, BRZ, ENG and HDI.

50250-04 Chrome.

Fits '04-'13 XL883C and XL1200L, '04-'10 XL1200C and '04-later XL1200V models. Also fits XL883N and XL1200N models for International markets AUS, BRZ, ENG, HDI and India.



E. CUSTOM GEAR SHIFT LINKAGES



F. JIFFY STAND EXTENSION – BLACK

F. JIFFY STAND EXTENSION – CHROME



***WARNING:** Do not use highway pegs under normal stop and go operating conditions. Doing so could result in death or serious injury.

Not all products are available in all countries – please consult your dealer for details.

120 SPORTSTER®

Engine Guards

A. ENGINE GUARD*

The unique soft curve shape adds style to function. The one-piece Engine Guard is designed to complement the lines of the Sportster motorcycle and the choice of finishes adds the perfect finishing touch. Add your choice of Engine Guard Mounted Highway Pegs (sold separately) to change your foot position on a long ride.

Fits '04-later XL and XR models (except XL1200CX, XL1200T, '16-later XL1200X and '11-later XL883L). (Will not fit with Front Spoilers.)

49060-04 Chrome.

49215-07 Gloss Black.

Fits '11-later XL883L and '14-later XL1200T models. (Will not fit with Front Spoilers.)


49287-11 Chrome.

B. SOFT LOWERS

Extend your riding season. Full coverage Soft Lowers provide wind and mud protection for the rider's legs and boots and minimize cold updrafts as the weather changes. Covers are custom shaped to hug the engine guard to minimize flapping and they clip in place for speedy installation as the weather changes. Two-way zippered outer edge accommodates guard-mounted highway pegs in almost any position. Reflective piping provides added visibility and convenient zippered pockets provide additional storage for maps or other small items.

57100211

Fits '04-later XL models (except '11-later XL883L, '14-later XL1200T and '16-later XL1200X) equipped with Engine Guard P/N 49060-04 or 49215-07. Does not fit Mustache Engine Guards.



A. ENGINE GUARD – CHROME



A. ENGINE GUARD – GLOSS BLACK



B. SOFT LOWERS



B. SOFT LOWERS



***WARNING:** Engine guards may provide limited leg and cosmetic vehicle protection under unique circumstances (fall over while stopped, very low speed slide). They are not made nor intended to provide protection from bodily injury in a collision with another vehicle or any other object.

SPORTSTER® 121

Engine Guards

C. MUSTACHE ENGINE GUARD*

Combine classic shape and modern function for a unique twist on engine protection. The flow of this Engine Guard complements the bike's traditional style while the gracefully curved upper section incorporates highway pegs into the shape. The integrated rubber pads offer a comfortable and slip-resistant cushion for your feet while traveling the open road. One-piece engine guard kit includes all required mounting hardware.

Fits '04-later XL and '08-'13 XR models. (Will not fit with Front Spoilers.)

49000005 Chrome.

49000006 Gloss Black.

D. ENGINE GUARD*

This highly-polished, chrome-plated guard matches stock plating and works great with the Sportster Forward Controls.

49018-88C Chrome.

Fits '82-'03 XL models. '82-early '84 models require Bracket P/N 49014-85. Will not fit with Front Spoilers.



C. MUSTACHE ENGINE GUARD – CHROME



C. MUSTACHE ENGINE GUARD – GLOSS BLACK



D. ENGINE GUARD – CHROME



***WARNING:** Engine guards may provide limited leg and cosmetic vehicle protection under unique circumstances (fall over while stopped, very low speed slide). They are not made nor intended to provide protection from bodily injury in a collision with another vehicle or any other object.



***WARNING:** Do not use engine guard footpegs under normal stop and go operating conditions. Doing so could result in death or serious injury.

Not all products are available in all countries – please consult your dealer for details.

122 SPORTSTER®

Chassis Trim — Front End

A. LOWER FORK SLIDERS – GLOSS BLACK

These gloss black coated sliders are the ultimate extension of your bike's "dark side" and make a perfect custom addition to your blacked-out ride. Manufactured to Original Equipment specifications, the durable black coating is a great match to other H-D® black components.

45500261

Fits '14-later XL883L and XL1200T models.

B. LOWER FORK SLIDERS – CHROME

These chrome-plated Lower Fork Sliders give your bike upfront style. Form follows function, with polished triple chrome-plating and a stamped Harley-Davidson® script logo for product identification. A perfect addition during the installation of Performance Front suspension components. To ensure proper fitment and function, these sliders are manufactured from Original Equipment components.

45500258

Fits '14-later XL883L and XL1200T models.

45500226

Fits '11-later XL1200C models. Does not fit XL1200CX.

45500238

Fits '14-'16 XL1200V models.

46562-04A

Fits '08-'11 XL1200L, '12-'13 XL1200V and '08-'10 XL models (except XL883N, XL883R, XL1200N, XL1200R and XL1200X).



A. LOWER FORK SLIDERS – GLOSS BLACK



B. LOWER FORK SLIDERS – CHROME

SPORTSTER® 123

Chassis Trim — Front End



C. FRONT AXLE NUT COVERS – CHROME



C. FRONT AXLE NUT COVERS – GLOSS BLACK



D. H-D MOTOR CO. LOGO FRONT AXLE NUT COVERS



E. BURST FRONT AXLE NUT COVERS



F. WILLIE G SKULL FRONT AXLE NUT COVERS



G. FORK SLIDER DRAIN SCREW KIT – CHROME

C. FRONT AXLE NUT COVERS

Cover the front axle in style. Available in your choice of styles, these custom Axle Nut Covers look great with Original Equipment satin-finish fork sliders or add the finishing touch to a complete chrome or blacked-out front end. Easy to install kits include all necessary mounting hardware. Sold in pairs.

Fits '02-'11 VRSC™ (except VRSCF and VRSCR), '15-later XG, '08-later XL, '08-later Dyna®, '07-later Softail® (except Springer®, FLSTNSE, FXCW, FXCWC, FXSB, FXSBSE, FXSE, FXST-Aus and FXSTD) and '08-later Touring and Trike models.

44117-07A Chrome – Die-cast.

44116-07A Chrome – Billet.

4300026 Gloss Black – Die-cast.

43428-09 Gloss Black – Billet.

Fits '88-'07 XL, '91-'03 FXD, FXDX, FXDXT, FXDL, FXDS-CONV, '93-'05 FXDWG, '88-'07 FXR, '87-later FLXR, FXRS-SP and FXWG, '84-'06 Softail (except Springer and FXSTD) and '80-'99 Touring models.

43899-86A Chrome – Die-cast.

D. H-D® MOTOR CO. LOGO FRONT AXLE NUT COVERS

Die-cast, chrome-plated covers feature the Harley-Davidson® Motor Co. logo in black. Includes Allen®-head set screws and wrench for easy installation.

44148-07A

Fits '02-'11 VRSC (except VRSCF and VRSCR), '15-later XG, '08-later XL, '08-later Dyna, '07-later Softail (except Springer, FLSTNSE, FXCW, FXCWC, FXSB, FXSBSE, FXSE, FXST-Aus and FXSTD) and '08-later Touring and Trike models.

E. BURST COLLECTION FRONT AXLE NUT COVERS

Finish your blacked-out forks in style. Rich black and prismatic machined surfaces provide the contrast and the race-track ridges and the inner spider design make a powerful visual statement. Easy to install kit includes mounting hardware.

43000031

Fits '02-'11 VRSC (except VRSCF and VRSCR), '15-later XG, '08-later XL, '08-later Dyna, '07-later Softail (except Springer, FLSTNSE, FXCW, FXCWC, FXSB, FXSBSE, FXSE, FXST-Aus and FXSTD) and '08-later Touring and Trike models.

F. WILLIE G™ SKULL FRONT AXLE NUT COVERS

Add a little attitude to your ride. Styled to complement Harley-Davidson Skull accessory items, the menacing raised skull with black-filled eyes leaps from a field of chrome. The surrounding Harley-Davidson Motorcycles script is the perfect finishing touch. The Axle Nut Covers are easy to install and include all necessary mounting hardware. Sold in pairs.

43163-08A

Fits '02-'11 VRSC (except VRSCF and VRSCR), '15-later XG, '88-later XL, '91-later Dyna, '84-later Softail (except Springer, FLSTNSE, FXCW, FXCWC, FXSB, FXSBSE, FXSE, FXST-Aus and FXSTD), '99-later Touring and '09-later Trike models.

G. FORK SLIDER DRAIN SCREW KIT – CHROME

This Fork Slider Drain Screw Kit includes two chrome-plated drain screws and the seals required to replace the stock hardware.

45815-03

Fits '73-'13 XL models (except XL883L, XL1200S, XL1200X and '11-later XL1200C), '78-'86 FX models, '95-'05 FXD, '93-'05 FXDL, '94-'00 FXDS-CONV, '99-'00 CVO FXR models, and '00-'07 FXSTD models.

Not all products are available in all countries – please consult your dealer for details.

124 SPORTSTER®

Chassis Trim — Front End

A. SCREAMIN' EAGLE® FORK BRACE – CHROME

This Chrome Fork Brace is machined from billet aluminum, then polished and chrome-plated. Easy to install, this brace offers increased torsional rigidity.

46192-99A

Fits '87-later XL (except XL883N, XL883L, XL1200CX, XL1200N, XL1200T, XL1200X and '11-later XL1200C), '91-'05 Dyna® (except FXDWG) and FXR models (except FXRT) with 39mm front forks. (Will not fit with Chrome Fork Sliders).



A. SCREAMIN' EAGLE FORK BRACE – CHROME

B. CLASSIC CHROME STEERING STEM BOLT COVER KIT

For a finished appearance of the upper fork clamp on all models with 39mm forks.

48329-90A

Fits XL and '91-'05 Dyna (except FXDWG) and FXR models with 39mm forks.



B. CLASSIC CHROME STEERING STEM BOLT COVER KIT

C. UPPER FORK STEM COVERS – CHROME

Highlighted with a unique Bar & Shield® logo, these polished triple chrome-plated covers add an additional clean-looking appearance to your upper fork. Kit comes complete with three covers, mounting hardware and wrench for easy on-the-spot installation.

46129-98B

Fits '88-'13 XL (except XL883C, XL1200C and XL1200S), '95-'05 FXD, '93-'05 FXDL, '16-later FXDLS, '94-'05 FXDS-CONV and '90-later FLS, FLSS, FLSTF, FLSTFB, FLSTFBS, and FLSTN and '86-later FLSTC models.



C. UPPER FORK STEM COVERS – CHROME

D. BRAKE CALIPER INSERTS

Easy-to-install inserts add a finishing touch to the front and rear brake calipers. Select a style that follows your custom direction. Self-adhesive backing. Sold individually.

Fits front and rear brake calipers on '14-later XL models.

61400306 Willie G™ Skull.

61400307 Live to Ride – Gold & Chrome.

61400308 H-D Motor Co.



E. BRAKE CALIPER INSERTS

Easy-to-install inserts add a finishing touch to the front and rear brake calipers. Select a style that follows your custom direction. Self-adhesive backing.

Fits front and rear calipers on '04-'13 XL models.

42070-07 Willie G Skull Collection.

44622-04 Live to Ride Logo Collection.



D. BRAKE CALIPER INSERTS



E. BRAKE CALIPER INSERTS

SPORTSTER® 125


Chassis Trim — Brakes



F. BRAKE CALIPER KIT – RED
(41300134 SHOWN)



F. BRAKE CALIPER KIT – RED
(41300134 SHOWN)



G. BRAKE CALIPER KIT – CHROME
(44395-00A SHOWN)



G. BRAKE CALIPER KIT – CHROME
(44392-00A SHOWN)



H. SPROCKET COVER – CHROME



I. SPROCKET HARDWARE – CHROME HEX HEAD



J. REAR SPROCKET BOLT COVER KIT



F. BRAKE CALIPER KIT – RED

Dress your bike in the latest high-performance look. Brilliant red calipers make a powerful visual statement and set your bike apart from the ordinary. Manufactured from Original Equipment components for proven performance, these calipers will add a stylish touch to the stock bike or add the perfect finish to a complete custom equipped with chrome or blacked-out wheels, rotors and fork sliders.

41300134 Front & Rear Kit.

Fits '14-later XL models equipped with single disc front brakes. Kit includes one front and one rear caliper. Includes brake pads.

41300131 Front & Rear Kit.

Fits '11-'13 XL models equipped with single disc front brakes. The kit includes one front and one rear caliper. Includes brake pads.

41300142 Front & Rear Kit.

Fits '08-'10 XL models equipped with single disc front brakes. The kit includes one front and one rear caliper. Includes brake pads.

41300120 Front – Dual Disc.

Fits '02-'05 VRSC™, '00-'03 XL, '00-'07 Dyna® and '00-'07 Touring models equipped with dual disc front brakes. Brake pads sold separately.

G. BRAKE CALIPER KIT – CHROME

Add the shine of chrome to your front end with this highly-polished Chrome Front Brake Caliper Kit. Manufactured from Original Equipment components for proven performance, these calipers are a great addition to the stock front end or they add the finishing touch to a complete custom with chrome wheels, rotors and chrome fork sliders.

44395-00A Front – Single Disc.

Fits '00-'03 XL, '00-'07 Dyna and '00-'07 Softail® models (except Springer) equipped with single disc front brakes. Brake pads sold separately.

44392-00A Front – Dual Disc.

Fits '02-'05 VRSC, '00-'03 XL, '00-'07 Dyna and '00-'07 Touring models equipped with dual disc front brakes. Brake pads sold separately.

H. SPROCKET COVER – CHROME

The five-spoke Sprocket Cover matches the styling of the Original Equipment sprocket, providing the appearance of a chrome sprocket at a fraction of the cost. The raised ribs mimic the look of a billet sprocket. Easy to install, the cover looks great with Chrome Upper and Lower Belt Guards.

91746-03

Fits '04-later XL (except '16-later XL1200X) and XR models.

I. SPROCKET HARDWARE – CHROME HEX HEAD

This kit includes highly-polished, chrome-plated, grade 8 hex-head screws with chrome-plated washers, providing an extra custom accent. The perfect addition to the chrome sprocket. Made from the same Original Equipment bolts to ensure product integrity. Also works with chrome belt sprocket covers and Original Equipment sprockets.

94708-98

Fits '91-later XL and '93-'99 Dyna and Softail models.

J. REAR SPROCKET BOLT COVER KIT

These chrome-plated covers with internal spring clips hide the Original Equipment sprocket bolts for a clean, custom look. Set of 5 covers.

43876-04

Fits '04-later XL, '93-later Softail and '99-later Touring models with Original Equipment 7/16" hex head sprocket mounting bolts (5/8" hex across the flats).

126 SPORTSTER®

Chassis Trim — Rear End

A. UPPER BELT GUARD – CHROME

Attract attention to your Sportster motorcycle by replacing the black Original Equipment component, providing exceptional chrome-plated detail to the rear drive system. Easy to clean and simple to install.

60402-04A Fits '04-later XL models.

B. LOWER BELT GUARD – CHROME

This handsome steel cover is polished, chrome-plated and designed to replace the Original Equipment black plastic cover. Easy to install, this guard looks great when combined with a Harley-Davidson® Chrome Upper Belt Guard.

57100226 Fits '04-later XL models.

C. SWINGARM – CHROME

The ultimate chrome accessory, polished to the highest standard using bright plating to match Original Equipment chrome. Affordable and convenient, with no troublesome exchanges necessary. Factory specifications guarantee exact fitment and unparalleled quality. Stamped with the Harley-Davidson Bar & Shield® logo.

48434-05A

Fits '05-later XL models (except XL1200T).

D. BUCKSHOT UPPER BELT GUARD – GLOSS BLACK

Add the "blacked-out" look of the Nightster® motorcycle to your Sportster model. The perforated "Buckshot" design visually lightens the belt guard and adds a raw, purposeful edge to the bike's profile.

60379-09A

Fits '04-later XL models.

E. BUCKSHOT LOWER BELT GUARD – GLOSS BLACK

This handsome gloss black steel guard replaces the Original Equipment plastic debris deflector to provide a rich smooth surface that complements the upper belt guard and swingarm. The perforated "Buckshot" design adds an open look while protecting the belt from stones and debris.

57100297

Fits '04-later XL models.



A. UPPER BELT GUARD – CHROME
(SHOWN WITH CHROME LOWER BELT GUARD AND SWINGARM)



B. LOWER BELT GUARD – CHROME



C. SWINGARM – CHROME



D. BUCKSHOT UPPER BELT GUARD – GLOSS BLACK



E. BUCKSHOT LOWER BELT GUARD – GLOSS BLACK

SPORTSTER® 127

Chassis Trim — Rear End



F. BAR & SHIELD LOGO REAR AXLE COVERS – CHROME



F. BAR & SHIELD® LOGO REAR AXLE COVERS

Die-cast cover conceals the side of the swingarm and axle. Unique styling features an embossed Bar & Shield logo. Easy to install without removing the rear wheel. Kit includes all necessary mounting hardware.

Fits '05-later XL883C, XL883L, XL883N, XL1200C, XL1200CX, XL1200L, XL1200N, XL1200V and XL1200X models. Also fits '05-later XL models equipped with Low Rear Suspension Kit P/N 54731-04, 54733-04 or 54750-05. (Will not fit models equipped with saddlebags or Chrome Billet Shock Hardware Kit P/N 54337-05.)

46399-05A Chrome.

43013-09A Gloss Black.



F. BAR & SHIELD LOGO REAR AXLE COVERS – GLOSS BLACK



G. SHOCK BOLT COVERS

It's the details that complete the look of your bike. These Shock Bolt Covers are designed to hide the upper shock mounting hardware and provide a custom look to the rear of your bike. Easy-to-install, the kit includes left and right bolt covers and all required mounting hardware.

Fits '04-'16 XL and '06-later Dyna® models (except FLD, FXDF, FXDL and FXDLS). Does not fit with H-D® Detachables™ Leather Saddlebag Kit P/N 90181-08A.

54000016 Chrome.

54000017 Gloss Black.

H. SWINGARM PIVOT BOLT COVERS – GLOSS BLACK

Cover the swingarm pivot bolt in classic style. Available in gloss black finish, these easy-to-install kits include left and right die-cast pivot bolt covers and necessary mounting hardware.

47625-09

Fits '04-'13 XL models.

I. SWINGARM PIVOT BOLT COVERS – WILLIE G™ SKULL COLLECTION

Add a little attitude to your ride. Styled to complement Harley-Davidson® Skull accessory items, the menacing raised skull with black-filled eyes leaps from a field of chrome. The surrounding Harley-Davidson Motorcycles script is the perfect finishing touch. This easy-to-install kit includes left and right pivot bolt covers and necessary mounting hardware.

42072-07 Fits '04-'13 XL models.



G. SHOCK BOLT COVERS – CHROME



G. SHOCK BOLT COVERS – GLOSS BLACK



H. SWINGARM PIVOT BOLT COVERS – GLOSS BLACK



I. SWINGARM PIVOT BOLT COVERS – WILLIE G SKULL COLLECTION

Not all products are available in all countries – please consult your dealer for details.

128 SPORTSTER®

Engine & Transmission Trim

A. THE RAIL COLLECTION ENGINE COVERS

Tough broad shouldered attitude with an edge – that's what you get when you finish your ride with the Rail Collection. We start with factory engineered components to ensure perfect fit and function. Then we apply a rich durable gloss black finish to draw attention to the heart of the bike, and then add machined longitudinal strakes to provide visual length to the powertrain. The resulting look is masculine and aggressive – and it mixes well with either café or urban assault styles. Start with a couple of components, or go all the way.

1. Gearcase Cover

25700533

Fits '04-later XL models.

2. Transmission Sprocket Cover

34800032

Fits '04-later XL models.

3. Rocker Box Lower Housing

25700600

Fits '04-later XL models. Sold in pairs.

4. Rocker Box Covers – Upper

25700531

Fits '04-later XL models. Sold in pairs.

5. Primary Cover

25700532

Fits '06-later XL models. Includes gloss black Chain Inspection Cover.

6. Timer Cover

25600060

Fits '04-later XL models. Includes chrome mounting hardware.

7. Derby Cover

25700541

Fits '04-later XL models. Includes chrome mounting hardware.

NOTE: Removing and installing engine covers may require purchase of new gaskets. See dealer for information.

Shown with:

SCREAMIN' EAGLE® PERFORMANCE AIR CLEANER KIT – THE RAIL COLLECTION

The look is bold and the performance exhilarating. This race-inspired air cleaner is engineered to flow through the perimeter and the face of the air filter, providing high volumes of unrestricted airflow to the engine. The open-design face plate features a rich black finish with machined longitudinal strakes to expose the glowing aluminum below. Kit includes air cleaner trim, one-piece cast back plate, high-flow washable air filter element, rain sock and all required hardware. 50-State U.S. EPA compliant.

29400232

Fits '07-later XL models with Original Equipment throttle body. All models require ECM calibration for proper installation. '17-later models require recalibration with Screamin' Eagle Pro Street Tuner* (sold separately).



A. THE RAIL COLLECTION ENGINE COVERS



A. THE RAIL COLLECTION ENGINE COVERS


*Not certified for use in the EU

Street legal and/or street compliant statements refer to product meeting 50-State emissions and noise standards in the United States.

Not all products are available in all countries – please consult your dealer for details.

SPORTSTER® 129

Engine & Transmission Trim



B. WRINKLE BLACK ENGINE COVERS

B. WRINKLE BLACK ENGINE COVERS

These black powder-coated engine covers are the perfect start in converting your powertrain to a striking wrinkle black look. Manufactured from Original Equipment components, these covers are masked and painted on the factory production paint line to ensure a matching wrinkle black or texture black finish and a perfect fit. Complete the "blacked-out" look with matching primary covers, rocker housings, rocker covers, cam covers and transmission covers (sold separately).

1. Gearcase Cover

25486-05 Fits '04-later XL models.

2. Transmission Sprocket Cover

34943-05 Fits '04-later XL models.

3. Rocker Box Lower Housing (each)

17645-07A Fits '07-later XL models.

4. Rocker Box Cover (each)

17655-05 Fits '04-later XL models.

5. Primary Cover

25307-06 Fits '06-later XL models.

6. Primary Chain Inspection Cover

34794-05A Fits '04-later XL models.

7. Derby Cover

34790-05 Fits '04-later XL models.

NOTE: Removing and installing engine covers may require purchase of new gaskets. See dealer for information.



B. WRINKLE BLACK ENGINE COVERS

Not all products are available in all countries – please consult your dealer for details.

130 SPORTSTER®

Engine & Transmission Trim

A. CHROME ENGINE COVERS

Dress the engine of your Sportster model in chrome. These polished and chrome-plated components are manufactured to Original Equipment specifications for exact fit and finish.

1. Primary Cover

25460-06 Fits '06-later XL models.

25460-04 Fits '04-'05 XL models.

25460-94 Fits '94-'03 XL models.

2. Gearcase Cover

25213-04 Fits '04-later XL models.

3. Transmission Sprocket Cover

34932-04 Fits '04-later XL models.

4. Rocker Box Lower Housing (each)

17537-07A Fits '07-later XL models.

17537-96C Fits '86-'06 XL models.

5. Rocker Box Cover (each)

17551-04 Fits '04-later XL models.

6. Primary Chain Inspection Cover

34761-04A Fits '04-later XL models.

7. Derby Cover

34760-04 Fits '04-later XL models.

34760-94 Fits '94-'03 XL models.

Also available:

CHROME ENGINE KIT – SPORTSTER

Upgrade your motor with brilliant chrome components. Kit includes chrome gear cover, transmission sprocket cover, primary chain inspection cover, derby cover, inner and outer rocker covers and all gaskets.

16295-07A

Fits '07-later XL models. Stock on '07-later XL1200C, XL1200L, XL1200T, XL1200V and XL 50th Anniversary models.



A. CHROME ENGINE COVERS



A. CHROME ENGINE COVERS

Not all products are available in all countries – please consult your dealer for details.



B. THE RAIL COLLECTION

**B. THE RAIL COLLECTION**

Tough broad shouldered attitude with an edge – that's what you get when you finish your ride with the Rail Collection. We start with factory engineered components to ensure perfect fit and function. Then we apply a rich durable gloss black finish to draw attention to the heart of the bike, and then add machined longitudinal strakes to provide visual length to the powertrain. The resulting look is masculine and aggressive – and it mixes well with either café or urban assault styles. Start with a couple of components, or go all the way.

1. 25700541 Derby Cover.

Fits '04-later XL models. Includes chrome mounting hardware.

2. 25600060 Timer Cover.

Fits '04-later XL models. Includes chrome mounting hardware.

C. DARK CUSTOM® LOGO COLLECTION

The famous Harley-Davidson® #1 logo with a sinister twist. Machined from billet aluminum, these covers feature domed surfaces that are polished and black anodized to a rich satin sheen, and then re-machined to expose the raw aluminum. The resulting high-contrast design complements both polished and painted engine finishes.

1. 25563-09 Derby Cover.

Fits '04-later XL models.

2. 32414-09 Timer Cover.

Fits '99-later Twin Cam-equipped models.

3. 61300055 Air Cleaner Trim.

Fits '04-later XL models (except XL1200V) with Original Equipment oval air cleaner cover.

D. NUMBER ONE SKULL COLLECTION

The sinister Harley-Davidson #1 Skull logo dresses for a night on the town. This complete die-cast aluminum collection has been polished and chrome-plated to a brilliant shine, then finished with a contrasting black-filled Dark Custom Skull logo. The black-filled race track stripe and recessed hardware pockets provide added depth and dimension. Includes chrome-plated mounting hardware.

1. 25333-10 Derby Cover.

Fits '04-later XL models.

2. 32520-10 Timer Cover.

Fits '04-later XL, XR and earlier models with horizontal holes on timer cover.



C. DARK CUSTOM LOGO COLLECTION



D. NUMBER ONE SKULL COLLECTION



132 SPORTSTER®

Engine & Transmission Trim

A. AIRFLOW COLLECTION

Shaped to cheat the wind. The polished and mirror-chromed Airflow Collection features a raised bridge with 3 laminar grooves that float over the recessed panels. The layered surfaces capture light and shadows, and frame the subtle black-filled Harley-Davidson® signature. This complete collection sets the stage for your one-of-a-kind custom ride. Includes chrome-plated mounting hardware.

1. 25700506 Derby Cover.
Fits '04-later XL models.

2. 25600047 Timer Cover.
Fits '04-later XL models.



A. AIRFLOW COLLECTION

B. WILLIE G™ SKULL COLLECTION

Add a little attitude to your ride. Styled to complement Harley-Davidson Skull accessory items, the menacing raised skull with black-filled eyes leaps from a field of chrome. The surrounding Harley-Davidson Motorcycles script is the perfect finishing touch. This complete collection of engine covers dresses your bike for a true custom look.

1. 25440-04A Derby Cover.
Fits '04-later XL and XR models. Includes chrome-plated stainless steel mounting hardware.

2. 32972-04A Timer Cover.
Fits '04-later XL, XR and earlier models with horizontal holes on timer cover. Includes chrome-plated stainless steel mounting hardware.

3. 29416-04 Air Cleaner Trim.
Fits '04-later XL models (except XL1200V) equipped with Original Equipment oval air cleaner cover.



B. WILLIE G SKULL COLLECTION

C. HARLEY-DAVIDSON MOTOR CO. COLLECTION

This collection personifies Harley style. It had better, because we put our name on it – The Harley-Davidson Motor Co. Collection.

1. 25130-04A Derby Cover.
Fits '04-later XL and XR models. Includes chrome-plated stainless steel mounting hardware.

2. 32668-98A Timer Cover.
Fits '04-later XL, XR and earlier models with horizontal holes on timer cover. Includes chrome-plated stainless steel mounting hardware.



C. HARLEY-DAVIDSON MOTOR CO. COLLECTION



D. THE HARLEY-DAVIDSON LIVE TO RIDE COLLECTION – GOLD

**D. THE HARLEY-DAVIDSON® LIVE TO RIDE COLLECTION – GOLD**

"Live To Ride, Ride to Live." It has become the motto of the Harley-Davidson nation, accompanying riders over millions of miles of travel. This collection is a tribute to that way of life.

1. 25127-04A Derby Cover.
Fits '04-later XL and XR models. Includes chrome-plated stainless steel mounting hardware.

2. 32585-90T Timer Cover.
Fits models with vertical mounting holes.

32581-90TB Timer Cover. (not shown)
Fits '04-later XL, XR and earlier models with horizontal holes on timer cover. Includes chrome-plated stainless steel mounting hardware.

3. 29823-04 Air Cleaner Trim.
Fits '04-later XL models (except XL1200V) equipped with Original Equipment oval air cleaner.

E. THE FLAMES COLLECTION – GOLD & CHROME

Ever since they began emerging on gas tanks a few decades ago, flames have been a symbol of custom styling. Now, Harley-Davidson continues the tradition with the Flames Collection.

32571-98A Timer Cover.
Fits '04-later XL, XR and earlier models with horizontal holes on timer cover. Includes chrome-plated stainless steel mounting hardware.

F. CLASSIC CHROME COVERS

From the design philosophy of less is more, we bring you this collection of basic chrome accessories, which provides a clean, custom look that is guaranteed to turn heads.

1. 34760-04 Derby Cover.
Fits '04-later XL models.

2. 32584-88TA Timer Cover.
Fits '04-later XL, XR and earlier models with horizontal holes on timer cover. Includes chrome-plated stainless steel mounting hardware.

34761-04A Chain Inspection Cover. (not shown)
Fits '04-later XL models.

G. WRINKLE BLACK DERBY COVERS


This simple Derby Cover adds a finishing touch to your blacked-out engine.

34790-05
Fits '04-later XL models.

H. AIR CLEANER COVERS – GLOSS BLACK

Add a dark look without changing the function of your Original Equipment air cleaner.

29084-04DH
Fits '04-later XL models with Oval Air Cleaner.



E. THE FLAMES COLLECTION – GOLD & CHROME



F. CLASSIC CHROME COVERS



G. WRINKLE BLACK DERBY COVERS



H. AIR CLEANER COVER – GLOSS BLACK

134 SPORTSTER®

Engine & Transmission Trim

A. PRIMARY AND CYLINDER BASE COVER TRIM – WRINKLE BLACK

Get the look of a custom outer primary and engine crankcase with one custom cover. These ribbed covers are designed to wrap the top surface of the outer primary cover and provide a beefy finished look to the engine cases. Easy to install, the primary cover is secured with the outer primary hardware. To complete the look, the kit includes a matching cover that conceals the front and rear cylinder bases to provide a unified look to the left side of the engine. Kit includes required mounting hardware.

25700194

Fits '04-later XL models. Does not fit with Primary Cover Trim P/N 25233-04.



A. PRIMARY AND CYLINDER BASE COVER TRIM – WRINKLE BLACK

B. TAPPET BLOCK COVER KIT – CHROME

This one-piece chrome-plated cover is designed to conceal the lifter blocks and hardware for a clean, custom look. Featuring an embossed Bar & Shield® logo, this complete kit covers the lifter block area and extends the chrome look from the gearcase cover to the pushrod tubes. All exposed hardware is chrome-plated and the kit includes all necessary mounting hardware.

18241-04

Fits '04-later XL models.



B. TAPPET BLOCK COVER KIT – CHROME

C. STARTER COVER – CHROME

Cover and conceal the starter motor and the area behind the rear cylinder with a splash of style. This shapely ribbed and slotted cover conceals the starter motor and starter solenoid for a clean, custom look. Kit includes all required mounting hardware.

34800008

Fits '04-later XL models.



C. STARTER COVER – CHROME

D. STARTER SOLENOID COVER KIT – CHROME

Add chrome to an often overlooked area with this cover, featuring the same high-quality, bright finish used on most of our accessories.

31783-00

Fits '94-later models (except '02-later VRSC™ and '15-later XG, '17-later Touring and Trike models).



D. STARTER SOLENOID COVER KIT – CHROME

E. REAR BRAKE RESERVOIR COVER – CHROME

Dress the remote brake fluid reservoir with a new chrome skin. Kit includes chrome top cover with Bar & Shield medallion, reservoir side cover, chrome hardware and a Torx® wrench for easy installation.

45424-08

Fits '07-'13 XL models.



E. REAR BRAKE RESERVOIR COVER – CHROME

F. FUEL TANK TRIM PANEL KIT – CHROME

Set your fuel tank apart from the rest with this mirror chrome Fuel Tank Trim Panel. Fits around the stock fuel cap and is adhesive backed.

61653-04

Fits '04-later XL883C, XL1200C and XL1200L models. Also fits '04-later XL models equipped with a Sportster Large Capacity Fuel Tank and Installation Kit P/N 62999-04 or 62999-07.



F. FUEL TANK TRIM PANEL KIT – CHROME

SPORTSTER® 135

Engine & Transmission Trim



G. FINNED HEADBOLT BRIDGE – BLACK HIGHLIGHTED



G. FINNED HEADBOLT BRIDGE – SOLID BLACK

G. FINNED HEADBOLT BRIDGE

This exclusive aluminum Finned Headbolt Bridge covers both headbolts and the spark plug, filling out your cylinder fins all the way to the rocker box. Featuring an engraved Bar & Shield® emblem, the bridge is easy to install with unique headbolt mounts. All necessary mounting hardware included. Sold in pairs.

Fits '04-later XL models.

44296-04 Black Highlighted.

61400176 Solid Black.

H. HEADBOLT BRIDGE – CHROME

This exclusive Headbolt Bridge covers both the headbolts and spark plug with a splash of chrome and an engraved Bar & Shield emblem. Easy to install with unique headbolt mounts. Kit includes all necessary mounting hardware. Sold in pairs.

44432-04

Fits '04-later XL and XR models.



H. HEADBOLT BRIDGE – CHROME



I. SPARK PLUG/HEADBOLT COVER – CHROME

I. SPARK PLUG/HEADBOLT COVER – CHROME

Quickly add a chrome accent from the headbolt covers to the spark plug. Installs in seconds without tools.

43835-98

Fits '84-'99 Evolution™ 1340-equipped models and '85-'03 XL models. (Does not fit Screamin' Eagle® Evolution Heads.)

J. HEADBOLT COVERS

Precision-machined of high-quality aluminum and manufactured in the U.S.A. Hand-polished and chrome-plated. Available in a variety of styles to match your customizing direction, these kits include 4 easy-to-install headbolt covers, set screws and an Allen® wrench for easy installation.

Fits '86-later XL, '08-'13 XR, '85-'99 Evolution 1340 and '99-later Twin Cam models.

43822-01 Chrome.

43896-99 Gloss Black.



J. HEADBOLT COVERS – CHROME



J. HEADBOLT COVERS – GLOSS BLACK

K. FRONT ENGINE MOUNT BRACKET

A must-have for any chrome connoisseur; this chrome-plated Front Engine Mount Bracket will set your custom apart from the rest. The chrome bracket is machined from premium 6061-T6 aluminum and is a direct bolt-on replacement for the Original Equipment upper bracket. Can be used with the stock stabilizer link or dressed up with the optional chrome Front Engine Mount Stabilizer Link P/N 16400020. Kit includes chrome mounting hardware.

16400022

Fits '04-later XL models.

L. FRONT ENGINE MOUNT STABILIZER LINK

Add a custom style to the front end with this brilliant chrome-plated Engine Mount Stabilizer Link. This custom heim joint assembly is designed to link the engine to the engine mount bracket and can be used to replace the Original Equipment upper or lower front tie link. For a complete transformation, install two Stabilizer Links and the complementing chrome Billet Front Engine Mount Bracket P/N 16400022. Kit includes one stabilizer link and chrome mounting hardware.

16400020

Fits '04-later XL and '08-'13 XR models.



K. FRONT ENGINE MOUNT BRACKET



L. FRONT ENGINE MOUNT STABILIZER LINK

Not all products are available in all countries – please consult your dealer for details.

136 SPORTSTER®

Oil Cooler & Gauges

A. PREMIUM OIL COOLER KIT

This oil cooler was designed specifically for Harley-Davidson® to out-perform all other coolers in the industry. The cooler features a unique "Turbulator" system that evenly distributes oil across the cooling chambers. The air fins are designed to efficiently dissipate heat. The oil cooler has been designed to simplify installation and enhance performance. Kit comes complete with mounting hardware and precut oil lines.

62700082 Side-Mount.

Fits '04-later XL models. Does not include an integrated thermostat.



A. PREMIUM OIL COOLER KIT

B. COMBINATION DIGITAL SPEEDOMETER/ANALOG TACHOMETER – 4"

Maintain the clean view over the handlebar. This unique Combination Speedometer/Tachometer allows you to monitor engine speed without adding additional handlebar-mounted gauges. The unit mounts in the stock dash opening and is a direct plug-in installation. The backlit gauges include a large LCD (liquid crystal display) information screen that displays odometer/tripmeter data, miles-to-empty readings, an easy-to-read segmented fuel display, a gear position indicator and clock. This valuable information is available to the rider at a glance. The gauge features push-button adjustable backlighting with over 600 color tone options, allowing the rider to adjust pointer, LCD and backlighting colors to match any paint scheme or viewing preference. The digital speed reading can be easily toggled between MPH and kph to simplify cross-border travel. Mileage reinstatement resides in the vehicle ECM so initial mileage will be uploaded at the time of installation.

NOTE: As a result of different vehicle capabilities, the following exceptions apply: Gear position not available on '04-'07 models, Range function not available on '04-'06 XL models and '04-'08 Dyna® models, Fuel level function not available on '04-'06 XL models.

70900475 Spun Aluminum Dial, MPH/km/h U.S. models. Fits '14-later XL, '12-later Dyna and '11-later Softail® models equipped with 4" speedometer. XL models require separate purchase of Fuel Sensor Kit P/N 61200008A to make use of the fuel level and range function.

70900100C Spun Aluminum Dial, MPH/km/h Non-U.S. models. Fits '14-later XL, '12-later FXDB and FXDWG, '11-later FXCWC, FXS and FXSB models with 4" speedometer. XL models require separate purchase of Fuel Sensor Kit P/N 61200008A for fuel level and range function.

70900274 Spun Aluminum Dial, MPH/km/h Worldwide Models. Fits '04-'13 XL (except XR, XL50 and '04-'08 XL1200R), '04-'11 Dyna models with 4" speedometer and '08-'10 FXCW and FXCWC models. '07-'13 XL models require separate purchase of Fuel Sensor Kit P/N 61200008A to make use of the fuel level and range function. Does not fit XL883 models equipped with Screamin' Eagle® 1200cc Stage I Conversion Kit P/N 29784-07 and 30003-10.



B. COMBINATION DIGITAL SPEEDOMETER/ANALOG TACHOMETER – 4"

C. SPORTSTER FUEL GAUGE KIT*

Keep an eye on your Sportster model fuel level without watching how many miles you have traveled. In-tank sending unit employs capacitive sensing technology to accurately monitor the fuel level and relays the information to a handlebar-mounted LED indicator for at-a-glance viewing. The segmented LED display is set into a distinctive housing that replaces the brake master cylinder cover on the right hand control. The individual LED segments glow when the tank is full and count down one-by-one as the fuel level drops. Kit includes sending unit, LED master cylinder cover, wiring harness and all necessary installation hardware.

75031-09 Black.

Fits '07-later XL and '08-'13 XR models. '14-later XL models require separate purchase of Electrical Connection Kit 72673-11.

*Some local regulations prohibit using colored lights during vehicle operation on public streets. May not conform to local lighting regulations.



C. SPORTSTER FUEL GAUGE KIT – BLACK

SPORTSTER® 137

Chassis Trim



D. OIL LEVEL AND TEMPERATURE DIPSTICK WITH LIGHTED LCD READOUT – CHROME



D. OIL LEVEL AND TEMPERATURE DIPSTICK WITH LIGHTED LCD READOUT – GLOSS BLACK



E. OIL DIPSTICK WITH TEMPERATURE GAUGE – '04-LATER SPORTSTER



E. OIL DIPSTICK WITH TEMPERATURE GAUGE – '82-'03 SPORTSTER



F. RIGHT SIDE OIL TANK COVER – CHROME



G. LEFT SIDE BATTERY COVER – CHROME



H. SIDE COVER WING TIP



I. IGNITION MODULE COVER – CHROME

D. OIL LEVEL AND TEMPERATURE DIPSTICK WITH LIGHTED LCD READOUT

New and improved "capacitive" level sensing technology provides the highest degree of accuracy and durability. Now available in chrome and black, these dipsticks allow you to check your oil level and oil temperature with the push of a button. Add function and style by replacing your stock dipstick with this hard working version. No more grabbing a rag to pull your hot dipstick. No more oil drips on your pipes and on the garage floor. These stylish yet hard-working dipsticks allow you to check your oil level and oil temperature with the push of a button. Simply push the button and this dipstick lights up with a brilliant backlight. Oil level is indicated by a four-segment readout – it even reminds you to check your oil when it is hot. Capacitive level sensing technology provides the highest degree of accuracy and durability. The waterproof LCD (liquid crystal display) readout operates on a long-lasting, replaceable lithium coin-type battery (P/N 91800066). Display features a low battery indicator and press-and-hold feature to toggle between Fahrenheit and Celsius.

Fits '04-later XL and XR models.

62700009 Chrome.

62700011 Gloss Black.

E. OIL DIPSTICK WITH TEMPERATURE GAUGE

Replace your Original Equipment oil dipstick with this custom-styled version featuring an easy-to-see mechanical temperature readout with Harley-Davidson® logo. A chrome-plated cap completes the styling and provides an easy grip for removal.

63023-05 Fits '04-later XL and XR models.

62667-87TA Fits '82-'03 XL models.

F. RIGHT SIDE OIL TANK COVER – CHROME

Like oil on blacktop, this Chrome Oil Tank Cover adds a brilliant sheen to the surface. Easy to install, the mirror chrome cover follows the contour of the frame and blends perfectly with the pop-up dipstick. A perfect complement for the Chrome Left Side Battery Cover P/N 66261-04.

66262-04 Fits '04-'13 XL models.

G. LEFT SIDE BATTERY COVER – CHROME

Designed to hug the contour of the frame, this mirror chrome Battery Cover layers a splash of chrome to the left side of the bike. Easy to install, this cover is the ideal companion to the Chrome Oil Tank Cover P/N 66262-04.

66261-04 Fits '04-'13 XL models.

H. SIDE COVER WING TIPS

Formed to hug the contour of the Sportster Side Covers, the kit features three-dimensional trim with contrasting bright and brushed finishes for a distinctive appearance. A classic addition to painted or chrome side covers. Self-adhesive and easy to install, the kit includes left and right trim pieces.

66264-04 Fits '04-'13 XL models.

I. IGNITION MODULE COVER – CHROME

66328-82T Fits '82-'03 XL models.

Not all products are available in all countries – please consult your dealer for details.

138 SPORTSTER®

Chassis Trim

A. IGNITION SWITCH COVER – CHROME

A direct replacement for the stock black ignition switch cover, this chrome-plated cover is made of lightweight ABS plastic. Includes ignition switch position decal.

71527-04 Fits '04-'13 XL models.



A. IGNITION SWITCH COVER – CHROME

B. BATTERY SIDE COVER – CHROME

This chrome-plated cover is designed for use with the Harley-Davidson® AGM sealed maintenance-free batteries and can be used in combination with Battery Top Cover P/N 66367-97 or 66368-97.

66718-01
Fits '97-'03 XL models and '97-'05 Dyna® models.



B. BATTERY SIDE COVER – CHROME

C. BATTERY COVERS – U.S.A. EAGLE

Chrome-plated battery enclosures include slotted openings for convenient visual check of battery fluid levels. Easy installation.

66358-83
Fits '82-'03 XL, electric start FX, FXWG and '91-'96 Dyna models.

*NOTE: Battery dimensions of Harley-Davidson AGM Batteries P/N 65989-97A, 65989-90B and 65991-82B may not allow use of accessory battery side covers on XL and Dyna models.



C. BATTERY COVERS – U.S.A. EAGLE

D. SIDE-MOUNT HORN KIT – CHROME

Convert your stock Sportster horn to the look of a Big Twin.

69112-95E††
Fits '92-later XL883, XL883C, XL883H, XL883L, XL883N, XL833R, XL1200, XL1200L, XL1200N, XL1200R, XL1200V and XL1200X and '08-'13 XR models.



D. SIDE-MOUNT HORN KIT – CHROME

E. LOUD HORN KIT

Grab everyone's attention. Engineered to be 3dB louder (at 2 meters) than the Original Equipment front-mounted horn, this Horn Kit is tuned to a frequency that helps cut through the background noise. Designed to be a plug-in replacement for the factory horn, this easy-to-install option is available in your choice of brilliant chrome or gloss black finish. The traditional Bar & Shield® logo adds a classic finishing touch.

Fits '96-later XL and '08-'13 XR models with front-mount horn.

69000007 Chrome.
69000009 Gloss Black.



E. LOUD HORN KIT – CHROME



E. LOUD HORN KIT – GLOSS BLACK

F. LOUD SIDE-MOUNT HORN KIT

Get Noticed. Ride with increased confidence with a loud horn that will grab everyone's attention. Engineered to be 5dB louder (at 2 meters) than the '13-earlier Original Equipment side-mounted horn. The loud horn is stock on '14-later models equipped with side-mount horns. Designed to be a plug-in replacement that is easy to install. Fits all H-D® side-mount horn covers.

69060-90H††
Fits '91-later VRSC™, XL1200C, XL1200V, Dyna (except '14-later FXDL), Softail® (except FLSTS, FLSTSC, FXCW, FXCWC, FXS, FXSB and FXSBSE), Touring and Trike models. Stock on '14-later models equipped with a side-mount horn.



F. LOUD SIDE-MOUNT HORN KIT

†† 

SPORTSTER® 139

Chassis Trim



G. FLUSH-MOUNT FUEL CAP – CHROME



G. FLUSH-MOUNT FUEL CAP – GLOSS BLACK

G. FLUSH-MOUNT FUEL CAPS

Emphasize the long and lean look of the fuel tank. This Flush-Mount Fuel Cap Kit offers a pop-up filler design that replaces the Original Equipment twist-on fuel cap. A simple push and the fuel filler cap pops up to provide ample grip, even while wearing gloves. Easy to install, the cap assembly screws into position and the self-adhesive decorative ring finishes the look. Complete kit includes screw-in mount, pop-up cap and matching trim ring.

Fits '98-later XL models equipped with 3.3 gal (12.5 L) fuel tank.

63133-10A Chrome.

63134-10A Gloss Black.

Fits '98-later XL models equipped with 2.1 gal (7.9 L) or 4.5 gal (17.0 L) fuel tank. Does not fit '04-'10 XL1200C models.

63139-10A Chrome.

63140-10A Gloss Black.

H. SIDE-MOUNT LICENSE PLATE KIT

Add a clean, custom look to the rear fender. This stylish kit moves the license plate from the fender to a side-mount location, visually lowering the bike's profile and opening up the view of the rear end. This strut-mounted hinged frame conceals the license mounting hardware and features a smooth back that hides the unfinished side of the plate. Kit includes LED license plate illumination and a curved Bar & Shield® medallion, shaped to conceal the original license mounting holes in the fender. Purchase of tail lamp without license illumination window is recommended for models with center-mounted tail lights.

NOTE: License plate location and fold-away feature is regulated in many areas. Check local laws before installation.

Fits '04-later XL models (except XL1200T). Models with Original Equipment side mount license plate mount require additional purchase of Left Reflector Mount Bracket P/N 68857-07 and Reflector P/N 69490-07. Will not fit some International Specification '14-later XL883N models with Original Equipment LED Turn Signals. See your dealer for details. Will not fit models equipped with rigid mount saddlebags, rigid mount sissy bars and Turn Signal Relocation Kit P/N 68732-02A and 68733-02A.

60947-10 Chrome.

60972-10 Black.



H. SIDE-MOUNT LICENSE PLATE KIT – CHROME



H. SIDE-MOUNT LICENSE PLATE KIT – BLACK

I. CHOPPED REAR FENDER KIT*

Complete "bolt-on" fender kit includes everything you need to convert your '04-later Sportster model to the chopped rear fender look. Available in Vivid Black or Primed finish, this kit can be installed with simple tools and requires no frame modifications or fabrication. The chopped fender eliminates the traditional tail lamp and replaces the Original Equipment rear turn signals with "stop-turn-tail" lights for a clean, stripped-down appearance. All you need to add is a side mount or under-fender mount license plate bracket (sold separately).

NOTE: Laws regarding the location of the license plate vary from place to place. Please check with local authorities and obey all applicable laws and regulations.

Fits '07-'09 XL models (stock on XL883N and XL1200N). Requires separate purchase of Side Mount License Plate Assembly P/N 60318-07.

60236-09BEO Primed.

60236-09DH Vivid Black.

Fits '04-'06 and '10-later XL models (except XL1200CX and XL1200T). Stock on XL883N, XL1200N, XL1200V and XL1200X. Will not fit some International Specification '14-later XL883N models with Original Equipment LED Turn Signals. See your dealer for details. Requires separate purchase of Side Mount License Plate Assembly P/N 60318-07, 60947-10 or 60972-10.

60236-10BEO Primed.

60236-10DH Vivid Black.



I. CHOPPED REAR FENDER KIT (CUSTOM PAINTED)

*NOTE: Most custom paint sets and bodywork are painted specifically to order. Please contact your dealer for details of delivery times.

Not all products are available in all countries – please consult your dealer for details.

HARLEY-DAVIDSON®

DYNA®

Think raw and authentic. Now add a little more and you've got the perfect place to start. The Dyna lineup has everything you'd want to start with and all the more you need after that. So chase down the horizon on a bike that has no equal.



GENUINE MOTOR PARTS & ACCESSORIES

NOT ALL PRODUCTS ARE AVAILABLE IN ALL COUNTRIES –
PLEASE CONSULT YOUR DEALER FOR DETAILS.

Handlebar height is regulated in many locations. Check local laws before installation.





REFLECT IN THE CHROME

2017 FXDB Harley-Davidson® Street Bob®

Ride back in time on this Street Bob model. Eye-popping Hard Candy Custom™ Hot Rod Red Flake paint. Vintage white hand grips, foot pegs, and shifter peg. Nostalgic whitewall tires. Narrow stance, and an old school, “fists in the wind” riding position thanks to the chrome Fat Chizeled Handlebar. But not everything is throwback - we’ve beefed up performance with Screamin’ Eagle® air cleaner kit and exhaust, as well as Premium Ride Emulsion Shocks in back and Premium Ride Single Cartridge Fork Kit up front – for a ride quality riders in the 1970s could only dream about.

Not all products are available in all countries – please consult your dealer for details.





CHROME MASTER CYLINDER KIT

CHIZELED HANDLEBAR

PREMIUM RIDE
SINGLE CARTRIDGE
FORK KIT

LOWER FORK
SLIDERS

DUNLOP® HARLEY-DAVIDSON
WIDE WHITEWALL TIRES

FRONT AXLE
NUT COVERS



WHITE DIAMOND SOLO SADDLE

Designed with a smooth metal seat pan and simple frame cover, the White Diamond Solo Spring Saddle delivers a clean, finished appearance.



**AIRFLOW COLLECTION
DERBY COVER**

Shaped to cheat the wind. The polished and mirror-chromed Airflow Collection features a raised bridge with 3 laminar grooves that float over the recessed panels.



VINTAGE WHITE HAND GRIPS

Comfortable nostalgic hourglass style with a chrome accent ring and Harley-Davidson logo.



FXDB

STREET BOB®

Production Color: Charcoal Denim / Black Denim

*Not all products are available in all countries –
please consult your dealer for details.*

FEATURED PRODUCTS

| | | | |
|---------------------------------------|----------|--|-----------|
| Premium Ride Cartridge Fork Kit..... | 45400058 | Street Slammer Bar – Black..... | 55985-10 |
| Headlamp Trim Ring – Gloss Black..... | 67700116 | Diamond Black Hand Grips..... | 56405-08 |
| Laced Front Wheel – Red Rim..... | 43300138 | Hand Control Lever Kit – Black..... | 44994-07 |
| Laced Rear Wheel – Red Rim..... | 40900138 | Mirrors with Turn Signals – Black..... | 92068-08A |

For a complete list of parts and accessories visit accessories.harley-davidson.eu/inspiration-gallery



| | |
|---------------------------------------|-----------|
| Bobber Solo Saddle | 52000277 |
| Spring Saddle Installation Kit..... | 54075-10B |
| Black Fin Collection Timer Cover..... | 32677-01 |
| Black Fin Collection Derby Cover..... | 25454-01 |

| | |
|---|-----------|
| Reach™ Forward Control Kit – Black..... | 50700007 |
| Diamond Black Footpegs | 50911-08A |
| Diamond Black Brake Pedal..... | 41850-08 |
| Premium Ride Emulsion Shocks | 54000066 |

SCREAMIN' EAGLE® PERFORMANCE

| | |
|--|-----------|
| NEW Pro Street Tuner* | 4100008C |
| Heavy Breather Air Cleaner – Black..... | 29098-09 |
| Street Performance Mufflers – Black..... | 80794-10A |
| Exhaust Shield Kit – Black..... | 80821-10 |

**Not certified for use in the EU*

Street legal and/or street compliant statements refer to product meeting 50-State emissions and noise standards in the United States.



FXDF

FAT BOB®

Color Shop Custom Paint: Limited – Legacy

Not all products are available in all countries – please consult your dealer for details.

FEATURED PRODUCTS

Lower Fork Sliders – Chrome 45500065
Daymaker™ LED Headlamp – Chrome..... 67700260
NEW Defiance Hand Grips – Chrome 56100160
Edge Cut Dome Mirrors 56000090

Battery & Electrical Panel Cover – Chrome.. 61300186
Battery Cover Band – Chrome..... 66439-07
Black Fin Collection Timer Cover..... 32677-01
Black Fin Collection Derby Cover 25454-01

For a complete list of parts and accessories visit accessories.harley-davidson.eu/inspiration-gallery



| | |
|--|----------|
| Brawler™ Solo Seat | 52000266 |
| NEW Defiance Footpegs – Chrome | 50500535 |
| NEW Defiance Shifter Peg – Chrome | 33600100 |
| NEW Defiance Brake Pedal – Chrome..... | 50600182 |

| | |
|--|----------|
| Willie G Skull Air Cleaner Trim | 29417-04 |
| Billet Style Shift Lever – Chrome..... | 34539-00 |
| Billet Style Brake Lever – Chrome..... | 42666-03 |
| Premium Ride Emulsion Shocks | 54000066 |

SCREAMIN' EAGLE® PERFORMANCE

| | |
|--|-----------|
| NEW Pro Street Tuner* | 41000008C |
| High-Flow Air Cleaner – Chrome | 29400240 |
| Air Cleaner Rain Sock Kit | 28728-10 |
| Street Performance Mufflers – Chrome.... | 80674-08A |

**Not certified for use in the EU*

Street legal and/or street compliant statements refer to product meeting 50-State emissions and noise standards in the United States.



FXDL

LOW RIDER®

Production Color: Velocity Red Sunglo

Not all products are available in all countries – please consult your dealer for details.

FEATURED PRODUCTS

Front End Kit – Gloss Black..... 45800075
Premium Ride Cartridge Fork Kit..... 45400058
Daymaker™ LED Headlamp – Black..... 67700145A
Front Turn Signal Relocation Kit..... 69433-08A

Adjustable Highway Peg Mounting Kit..... 49002-98
NEW Defiance Hand Grips – Chrome..... 56100160
Chrome Hand Control Lever Kit..... 45075-07
Mirrors with Turn Signals – Chrome..... 92059-07A

For a complete list of parts and accessories visit accessories.harley-davidson.eu/inspiration-gallery



| | |
|---|-----------|
| HDMC™ Timer Cover..... | 32047-99A |
| Transmission Cover – Wrinkle Black..... | 37135-06 |
| NEW Defiance Footpegs – Chrome..... | 50500535 |
| NEW Defiance Shifter Peg – Chrome..... | 33600100 |

| | |
|---------------------------------------|-----------|
| Rigid Sideplates – Chrome..... | 52856-06 |
| Short Sissy Bar Upright – Chrome..... | 52737-94A |
| Short Backrest Pad..... | 52517-94 |
| Premium Ride Emulsion Shocks..... | 54000066 |

SCREAMIN' EAGLE® PERFORMANCE

| | |
|---|-----------|
| NEW Pro Street Tuner*..... | 41000008C |
| Ventilator Elite A/C Cover – Black..... | 61300517 |
| Nightstick Slip-On Muffler – Black..... | 64900242 |
| Exhaust Shield Kit – Black..... | 65400172 |

**Not certified for use in the EU*

Street legal and/or street compliant statements refer to product meeting 50-State emissions and noise standards in the United States.



FXDLS

LOW RIDER® S

Production Color: Vivid Black

*Not all products are available in all countries –
please consult your dealer for details.*

FEATURED PRODUCTS

Dyna® Front Spoiler – Black..... 58042-08DH
Daymaker™ LED Headlamp – Black..... 67700145A
Front Axle Nut Covers – Black..... 43000026
Flush Fuel Cap and Gauge – Black..... 75327-09C

Brawler™ Solo Seat..... 52000266
NEW Defiance Hand Grips – Black Cut..... 56100174
Edge Cut Dome Mirrors..... 56000090
Rocker Box Covers – Black..... 17707-11

For a complete list of parts and accessories visit accessories.harley-davidson.eu/inspiration-gallery



Lower Tappet Covers – Black 25700653
 Timer Cover – Black..... 25600074
 Pushrod Cover Kit – Black..... 17900033
 Pushrod Collar – Black..... 17900076

Oil Level/Temperature Dipstick – Black... 63065-09A
NEW Defiance Footpegs – Black Cut..... 50500540
NEW Defiance Shift Peg – Black 33600111
 Rear Axle Nut Covers – Black..... 43422-09

SCREAMIN' EAGLE® PERFORMANCE

NEW Pro Street Tuner* 4100008C
 Twin Cam 117CI Bolt-on Stage IV Kit..... 92500054
NEW Phat Spark Plug Wires – Orange 31944-99C

*Not certified for use in the EU

Street legal and/or street compliant statements refer to product meeting 50-State emissions and noise standards in the United States.



FXDWG

WIDE GLIDE®

Production Color: Vivid Black

*Not all products are available in all countries –
please consult your dealer for details.*

FEATURED PRODUCTS

| | | | |
|--------------------------------------|-----------|---------------------------------------|-----------|
| Front End Kit – Gloss Black..... | 45800010 | Fat Drag Handlebar – Satin Black..... | 55977-09A |
| Bullet Headlamp Kit..... | 69851-06 | Tribal Hand Grips | 56254-09 |
| Wrinkle Black Rocker Box Covers..... | 17620-99 | Dome Mirrors – Satin Black..... | 92423-08A |
| Wrinkle Black Lower Rocker Box..... | 17618-99A | Black Hand Lever Control Kit..... | 44994-07 |

For a complete list of parts and accessories visit accessories.harley-davidson.eu/inspiration-gallery



| | |
|-----------------------------|-----------|
| Brawler™ Solo Seat..... | 52000266 |
| Tribal Footpegs..... | 51376-09 |
| Tribal Brake Pedal Pad..... | 42008-09 |
| Tribal Shifter Peg..... | 34669-09A |

| | |
|--------------------------------------|----------|
| Black Fin Timer Cover..... | 32677-01 |
| Billet Rear Brake Lever – Black..... | 46873-09 |
| Billet Shift Lever – Black..... | 34016-08 |
| Premium Ride Emulsion Shocks..... | 54000066 |

SCREAMIN' EAGLE® PERFORMANCE

| | |
|--|-----------|
| NEW Pro Street Tuner*..... | 41000008C |
| High-Flow Air Cleaner – Black..... | 29400239 |
| Street Performance Mufflers – Black..... | 80601-09A |
| Exhaust Shield Kit – Black..... | 65247-09 |


**Not certified for use in the EU*

Street legal and/or street compliant statements refer to product meeting 50-State emissions and noise standards in the United States.

WHAT'S NEW

2017 FXDB Harley-Davidson® Street Bob®

Every year we look for more ways to take your Dyna® motorcycle from factory to custom. Here are just a few of the latest Genuine Motor Parts & Accessories to help you make your dream bike a reality - because every legend is an original.





CHIZELED HANDLEBAR

Achieve ultimate cutting-edge style.

The Chizeled Bar features the edgy profile of the classic "Z" bar, and combines the hands-up feel of a mini-ape with the narrow width of a drag bar. The result?

A classic chopper attitude.



CHROME MASTER CYLINDER KIT

Replace your stock painted aluminum controls with brilliant chrome, without compromising quality. When combined with Chrome Switch Housing Kit, Chrome Switch Caps, and other Harley-Davidson® Genuine Motor Accessories, this front brake control kit provides a fully-custom look.



PRO STREET TUNER*

The Screamin' Eagle® Pro Street Tuner is designed to simplify management of street-compliant performance calibrations as EPA-compliant performance modifications are made. It easily allows the rider or the technician to view and evaluate engine operating parameters.

DEFY THE WIND

At highway speed, you take the wind full-force in the chest, causing fatigue in your arms, neck and shoulders. Take the pressure off with an easy-to-install detachable windshield. Shaped to divert air, rain and road debris around the rider, a windshield can add hours of riding comfort.

SEEING CLEARLY



To avoid looking through bug spots, condensation and road grime, select a windshield that tops out just below your line of sight.

SCRATCH-RESISTANT
HARD-COATED
POLYCARBONATE SHIELD

KEEPING YOU COVERED



SUPER SPORT

Eliminates wind and debris, but keeps the wind-in-the-hair feeling. Ideal for a cool morning ride to the office, the sleek profile hugs the front lamps for a sporty look.

COMPACT

Traditional king-sized shape with a minimalist edge. For Harley-Davidson® custom and cruiser models, the Compact windshield provides wind and weather protection for everyday riding.

TOURING

Add maximum weather protection to your sporting motorcycle. Contoured to divert the wind around the rider's helmet and hands, a Touring windshield means long-ride comfort.

READY FOR TAKE-OFF

Designed to be installed or removed without tools in seconds, a detachable windshield gives you the freedom to define your ride at the drop of a hat. Ride across the country protected from the elements, then quickly remove the windshield to hit the streets in style.

NO TOOLS
QUICK-RELEASE MOUNT

STAINLESS STEEL
BRACKETS & BRACES

DYNA® 157

Windshields

A. QUICK-RELEASE COMPACT WINDSHIELD

Combine the classic Harley-Davidson® windshield shape with a revolutionary new attachment system and you have the best of style and function. The windshield mounts to the fork tubes with elegant die-cast lever-release clamps, so the windshield does not require any "leave-behind" docking hardware. You get quick on-and-off convenience and a clean, custom look. No tools are required and the kit includes everything needed to install the windshield. The tough, hard-coated polycarbonate windshield is available in your choice of traditional polished or gloss black horizontal and vertical braces.

Fits '06-later Dyna models (except FLD, FXDF, FXDSE and FXDWG). FXDLS models require the removal of Original Equipment Wind Deflector.

58346-06 18" Clear – Polished Braces.
Windshield dimensions: Overall height – 26.8"; width – 19.7".

58347-06 18" Light Smoke – Polished Braces.
Windshield dimensions: Overall height – 26.8"; width – 19.7".

58348-06 14" Light Smoke – Polished Braces.
Windshield dimensions: Overall height – 22.8"; width – 19.5".

Fits '06-later FXDWG and '13-later FXSB and FXSBSE models.

58387-06 18" Clear – Polished Braces.
Windshield dimensions: Overall height – 26.8"; width – 19.5".

58413-06 18" Light Smoke – Polished Braces.
Windshield dimensions: Overall height – 26.8"; width – 19.5".

58444-06 14" Light Smoke – Polished Braces.
Windshield dimensions: Overall height – 22.8"; width – 19.5".

Fits '08-later FXDF and FXDFSE models.

57338-08 19" Clear – Polished Braces.
Windshield dimensions: Overall height – 27.0"; width – 19.6".

58617-09 19" Clear – Black Braces.
Windshield dimensions: Overall height – 27.0"; width – 19.6".

57340-08 15" Light Smoke – Polished Braces.
Windshield dimensions: Overall height – 23.0"; width – 19.6".

58630-09 15" Light Smoke – Black Braces.
Windshield dimensions: Overall height – 23.0"; width – 19.6".

Fits '88-later XL (except XL1200CX, XL1200T, XL1200X and '11-later XL883L and XL1200C) and '91-'05 Dyna models (except FXDWG and FXDXT).

58063-04 18" Clear – Polished Braces.
Windshield dimensions: Overall height – 26.8"; width – 19.7".

58706-09 18" Clear – Black Braces.
Windshield dimensions: Overall height – 26.8"; width – 19.7".

58601-04 18" Light Smoke – Polished Braces.
Windshield dimensions: Overall height – 26.8"; width – 19.7".

58602-04 14" Light Smoke – Polished Braces.
Windshield dimensions: Overall height – 22.8"; width – 19.5".


58703-09 14" Light Smoke – Black Braces.
Windshield dimensions: Overall height – 22.8"; width – 19.5".

Fits '93-'05 FXDWG and '86-'15 FXST, FXSTB and FXSTC models.

59802-05 19" Clear – Polished Braces.
Windshield dimensions: Overall height – 23.8"; width – 21.4".

58751-05 19" Light Smoke – Polished Braces.
Windshield dimensions: Overall height – 23.8"; width – 21.4".

57199-05 16" Light Smoke – Polished Braces.
Windshield dimensions: Overall height – 20.8"; width – 21.4".



A. QUICK-RELEASE COMPACT WINDSHIELD – POLISHED BRACES



A. QUICK-RELEASE COMPACT WINDSHIELD – 15", GLOSS BLACK BRACES (SHOWN WITH TURN SIGNAL RELOCATION KIT)

Not all products are available in all countries – please consult your dealer for details.

158 DYNA®

Windshields

A. H-D® DETACHABLES™ TALL WINDSHIELD – SWITCHBACK™ MODEL

Get maximum protection from the wind. The detachable shield can be removed and reinstalled in seconds to tailor your bike to different riding conditions.

57400120 20" Clear.

Fits '12-'16 FLD models. Windshield dimensions: Overall height – 27.0"; width – 24.0".

B. H-D DETACHABLES COMPACT WINDSHIELD FOR MODELS WITH AUXILIARY LIGHTING

Whether it's for keeping bugs off your face or warmth in your body, a windshield has a huge impact on rider and passenger comfort. By diverting air pressure past your chest and over your helmet, a windshield can add hours of riding comfort. This high-quality polycarbonate windshield mounts to the fork tubes with detachable Docking Hardware for easy on-and-off convenience and a quick return to a stripped-down profile and is shaped to fit models equipped with Auxiliary Lighting Kits.

57609-08 18" Clear.

Fits '06-later Dyna models (except FLD, FXDF, FXDSE, FXDWG, and '14-later FXDL and FXDLS) equipped with Auxiliary Lighting Kits. Windshield dimensions: Overall height – 26.8"; width – 19.7".

57716-01 18" Clear.

Fits '88-later XL (except XL1200CX, XL1200T, XL1200X and '11-later XL883L and XL1200C) and '91-'05 Dyna models (except FXDWG and FXDXT) equipped with Auxiliary Lighting Kits. Requires the separate purchase of Docking Hardware Kit P/N 58164-96A and Turn Signal Relocation Kit P/N 68603-01. Windshield dimensions: Overall height – 26.8"; width – 19.7".

58865-03 18" Clear.

Fits '93-'05 FXDWG and '84-'15 FXST, FXSTC, FXSTB models equipped with Auxiliary Lighting Kits. Requires separate purchase of Docking Hardware Kit P/N 58361-03. Windshield dimensions: Overall height – 21.9"; width – 21.4".

Also available:

WINDSHIELD DOCKING HARDWARE AND TURN SIGNAL RELOCATION KIT

Required for installation of H-D Detachables Windshields on FXDWG and FXST models equipped with Auxiliary Lighting Kits. Includes windshield mounting hardware and turn signal relocation hardware.

58361-03

Fits '93-'05 FXDWG and '84-later FXST, FXSTB and FXSTC models equipped with Auxiliary Lighting Kits.

Also available:

TURN SIGNAL RELOCATION KIT

This kit relocates the turn signals to the passing lamp bracket and allows the use of a detachable windshield. Kit includes all necessary hardware required for installation.

68603-01

Fits '88-later XL (except XL1200CX, XL1200T and '16-later XL1200X), '91-'05 Dyna and '84-'15 FXS, FXST, FXSTB and FXSTC models equipped with Auxiliary Lighting Kits.



A. H-D DETACHABLES TALL WINDSHIELD – SWITCHBACK



B. H-D DETACHABLES COMPACT WINDSHIELD FOR MODELS WITH AUXILIARY LIGHTING



C. VENTILATOR QUICK-RELEASE COMPACT WINDSHIELD

C. VENTILATOR QUICK-RELEASE COMPACT WINDSHIELD

In a nutshell, a windshield should provide a barrier between the rider and errant bugs, discarded cigarette butts, flying debris and bad air. The shield should manage airflow and wind blasts to create a pocket of still air for both rider and passenger comfort. But if you ride in a warm climate or spend time at low speeds stuck in traffic, you need to keep some air circulating around your body to stay comfortable. The Ventilator Windshield features clear injection-molded vents that allow you to adjust the airflow to match the riding conditions. Opening the vents redirects the air across your chest for a cooling effect and closing the vents provides maximum wind and weather protection. But when you want to ride "naked," the detachable shield can be removed completely and reinstalled in seconds to match your riding mood.

57400026 19" Clear.

Fits '06-later Dyna models (except FLD, FXDF, FXDSE and FXDWG). FXDLS models require the removal of the stock wind deflector. Windshield dimensions: Overall height – 28.0"; Overall width – 21.4".

D. QUICK-RELEASE TOURING WINDSHIELD

The Touring Windshield features an aerodynamic design shaped to provide hours of riding comfort. The additional center width directs airflow past the hand grips and deflects rain and road debris around the rider. The windshield mounts to the fork tubes with elegant die-cast lever-release clamps, so the windshield does not require any "leave-behind" docking hardware. You get quick on-and-off convenience and a clean, custom look. No tools are required and the kit includes everything needed to install the windshield. The tough, hard-coated polycarbonate windshield features traditional polished horizontal and vertical braces.

Fits '06-later Dyna models (except FLD, FXDF, FXDSE and FXDWG). FXDLS models require the removal of the stock wind deflector. Windshield dimensions: Overall height – 26.3"; width – 25.0".

57015-06 19" Clear.

57016-06 19" Light Smoke.

Fits '88-later XL (except XL1200CX, XL1200T, XL1200X and '11-later XL883L and XL1200C) and '91-'05 Dyna models (except FXDWG and FXDXT). Windshield dimensions: Overall height – 28.3"; width – 22.1".

58158-08 19" Clear.



D. QUICK-RELEASE TOURING WINDSHIELD – LIGHT SMOKE

160 DYNA®

Windshields

A. QUICK-RELEASE SUPER SPORT WINDSHIELD

Reduces the pounding of wind and shower of bugs, but keeps the wind-in-the-hair feeling. Ideal for a cool morning ride, the sleek profile of the Super Sport Windshield hugs the front headlamp for a sporty look. The windshield mounts to the fork tubes with elegant die-cast lever locking clamps, so the windshield does not require any "leave-behind" docking hardware. You get quick on-and-off convenience and a clean, custom look. No tools are required and the kit includes everything needed to install the windshield.

57300-06 19" Light Smoke.

Fits '06-later Dyna models (except FLD, FXDWG, FXDF and FXDSE). FXDLS models require the removal of Original Equipment Wind Deflector. Windshield dimensions: Overall height – 25.0"; width – 20.1".

57301-06 19" Light Smoke.

Fits '06-later FXDWG and '13-later FXSB and FXSBSE models. Windshield dimensions: Overall height – 25.0"; width – 20.1".

57331-07 16" Light Smoke.

Fits '07-'08 FXDSE and '00-'15 FXST, FXSTB and FXSTC models equipped with Custom Inverted Front Fork Kit P/N 46321-05, 46321-05A or 48646-06. Windshield dimensions: Overall height – 22.1"; width – 15.3".

57838-08 19" Light Smoke.

Fits '88-later XL (except XL1200CX, XL1200T, XL1200X and '11-later XL883L and XL1200C) and '91-'05 Dyna models (except FXDWG and FXDXT). XL Custom models require Front Directional Relocation Kit P/N 68517-94A. Windshield dimensions: Overall height – 25.0"; width – 20.1".



A. QUICK-RELEASE SUPER SPORT WINDSHIELD
(57300-06 SHOWN)



A. QUICK-RELEASE SUPER SPORT WINDSHIELD
(57331-07 SHOWN)

B. H-D® DETACHABLES™ SUPER SPORT WINDSHIELD

Super is an apt description for this do-it-all windshield with detachable convenience and sport styling. The windshield mounts to the fork tubes with H-D Detachables Docking Hardware (sold separately) for easy on-and-off convenience and a quick return to a sporting profile.

57965-97A 18" Light Smoke.

Fits '93-'05 FXDWG, '80-'86 FXWG and '84-'15 FXST, FXSTB and FXSTC models. Use Docking Hardware Kit P/N 58350-96. Windshield dimensions: Overall height – 22.3"; width – 17.8".

Shown with:

DOCKING HARDWARE FOR H-D DETACHABLES WINDSHIELDS

58164-96A For 39mm Forks.

Required for installation of H-D Detachables Windshields on '88-later XL (except XL1200CX, XL1200X and '11-later XL1200C) and '91-'05 Dyna models (except FXDWG and FXDXT). XL and Dyna models with Front Turn Signals originally located on the upper triple clamp may require the additional purchase of Turn Signal Wiring Kit P/N 72389-96.

58350-96 For 41mm Forks.

Required for installation of H-D Detachables Windshields on '93-'05 FXDWG, '80-'86 FXWG and '84-later FXST, FXSTB and FXSTC models.



A. QUICK-RELEASE SUPER SPORT WINDSHIELD
(57838-08 SHOWN)



A. QUICK-RELEASE SUPER SPORT WINDSHIELD
(57838-08 SHOWN)

C. SPORT WINDSHIELD KIT

Formed of polycarbonate and hard-coated to resist scratching. Light smoke windshield is contoured to fit the headlamp and incorporates adjustable four-point mounting. Functional styling helps deflect wind to reduce upper body fatigue.

58192-87A 18" Light Smoke.

Fits '88-later XL (except XL883C, XL1200C, XL1200CX, XL1200T, XL1200X and '11-later XL883L) and '95-'05 Dyna models (except FXDWG and FXDXT). Includes black mounting hardware. Windshield dimensions: Overall height – 18.5"; width – 16.3".



B. H-D DETACHABLES SUPER SPORT WINDSHIELD



C. SPORT WINDSHIELD KIT



D. WINDSHIELD ACORN NUT KIT



E. LOCKING QUICK-RELEASE WINDSHIELD CLAMP

D. WINDSHIELD ACORN NUT KIT

Kit contains 10 chrome-plated low crown 12-24 acorn nuts.

94111-95

Fits Compact, King-Size, Convertible and Road King® windshields. (Pkg. of 10.)

E. LOCKING QUICK-RELEASE WINDSHIELD CLAMP

Protect your investment. This Locking Quick-Release Windshield Clamp secures your windshield from grab-and-run theft, giving you peace of mind when you have to leave your bike unattended. The chrome-plated locking clamp replaces one of the Original Equipment windshield clamps and features a push-button lock with a mini barrel-style key for easy removal. Kit includes one locking clamp and two matching keys.

57400006 39mm.

Fits '88-later XL (except '16-later XL1200CX and XL1200X) and '91-'05 Dyna models (except FXDWG) equipped with Quick-Release style windshields.

57400007 41mm.

Fits '93-'05 FXDWG and '88-'15 FXS, FXST, FXSTB and FXSTC models equipped with Quick-Release style windshields.

57400008 49mm.

Fits '02-'10 VRSCA and VRSCAW, '04-'05 VRSCB, '07 VRSCX, '16-later XL1200X and '06-later Dyna models (except FLD) equipped with Quick-Release style windshields.



F. MID-FRAME AIR DEFLECTOR (DYNA SWITCHBACK™ SHOWN)



F. MID-FRAME AIR DEFLECTOR

Improve rider comfort during the summer riding season. Designed for severe duty and extreme temperature applications, these inconspicuous black deflectors attach to the frame and surround the top of the rear cylinder head. The scoop shape captures the moving air and uses the flow to direct the heat down and away from the rider to improve comfort. Kit includes all required mounting hardware.

29200011

Fits '06-later Dyna models. '06-'11 models require removal of Original Equipment coil cover and separate purchase of Coil Mounting Screws P/N 4717A (Qty 2). Does not fit with accessory Coil Covers P/N 31709-04 or 74616-04. Does not fit with Digital Oil Pressure Gauge P/N 75138-09 or 75340-09.

G. SOFT LOWERS

Extend your riding season. Full coverage Soft Lower provide wind and mud protection for the rider's legs and boots and minimize cold updrafts as the weather changes. Covers are custom shaped to hug the engine guard to minimize flapping and they simply clip in place for speedy installation as the weather changes. Two-way zippered outer edge accommodates guard-mounted highway pegs in almost any position. Reflective piping provides added visibility and convenient zippered pockets provide additional storage for maps or other small items.

57100212

Fits '06-later FXD, FXDB, FXDC and FXDL models equipped with Engine Guard P/N 49010-06 or 49320-09. Does not fit models with forward controls or footboards.



G. SOFT LOWERS



H. FRONT TURN SIGNAL RELOCATION KIT

H. FRONT TURN SIGNAL RELOCATION KIT

Styled to blend with the lower triple clamp. This chrome-plated Turn Signal Relocation Kit moves the Original Equipment bullet-style turn signals from the handlebar to the front fork for a clean, streamlined look. Kit includes left and right mounting stalk and all required hardware.

69433-08A

Fits '08-later Dyna models (except FLD and FXDSE).

58742-05

Fits '93-'05 FXDWG, '86-'15 FXST, FXSTB, FXSTC and '00-'07 FXSTD models.

ENJOY THE RIDE

The right seat is equal parts ergonomics and comfort. Its shape anchors your position and determines the reach to the ground and to the controls, and the padding supports your tailbone and hips to relieve stress and pressure. Pick the right one for you — and your passenger.

CHANGING YOUR SEAT



Switching out your seat is simple. And because certain rides call for certain styles, some folks like to have multiple seats to match the occasion. Install a comfortable, supportive touring seat for the longer treks and swap it out for a low-profile seat for a night on the town. Please see your owner's manual for proper removal and installation of seats.

DYNA SEAT TYPES

Solo or two-up, comfort or style, check out these seats to get an idea of where you want to sit.




LOW-PROFILE SEATS

These saddles combine radical styling with a "deep-in-the-bike" riding position. Long and lean, Badlander™ and Brawler™ seats bring you lower to the ground than most other seats.



POSITION SEATS

Designed to place the rider in the best relationship to the controls, Reach™ and Tallboy™ seats position short and tall riders for a comfortable extension of the arms and legs.



TOURING SEATS

Designed for comfort, touring seats and passenger pillions offer a broad seating surface to reduce pressure points. The dished shape holds you in place and provides additional back support.

Not all products are available in all countries – please consult your dealer for details.

SUNDOWNER SEATS

Designed to maximize long-range comfort, Sundowner Seats feature a deep bucket design that cradles the rider and provides a low slung "in-the-bike" seating position.



DEEP BUCKET SHAPE FOR RIDER COMFORT & BACK SUPPORT

UV-RESISTANT VINYL COVER FOR LONG-TERM DURABILITY

NARROW NOSE KEEPS LEGS TOGETHER TO SIMPLIFY REACH TO THE GROUND

**A. SUPER REACH SOLO SEAT****A. SUPER REACH SOLO SEAT**

Get a little bit closer. Super Reach forward position seats are designed to move riders with a shorter inseam even closer to the controls and to bring the legs about 1.0" closer together so that your feet rest firmly on the pavement. The scooped bucket-shaped saddle is enhanced with added back support padding to move the rider up to 1.0" lower and 3.0" forward. The combination positions the rider closer to the hand and foot controls to offer both comfort and confidence. For a two-up ride, combine the solo seat with the Touring Passenger Pillion P/N 51404-10 (sold separately).

54384-11

Fits '06-later Dyna models. Seat width 10.5".

B. REACH SEAT

Designed specifically for riders requiring a close to the bar riding position, this seat positions the rider approximately 1.0" forward, closer to the hand and foot controls. The narrow front profile brings your legs closer together to help you plant your feet firmly on the ground. The seat features a textured vinyl insert and a Harley-Davidson® logo that shows you are riding in style.

52288-06

Fits '06-later Dyna models. FXD, FXDB and FXDLS models require separate purchase of Seat Bumper Kit P/N 51653-06, Passenger Footpegs and Passenger Footpeg Mounting Kit P/N 50210-06. Seat width 12.0"; passenger pillion width 9.0".

**B. REACH SEAT****C. TALLBOY SEAT**

Stretch your legs in style. The Tallboy one-piece seat moves the rider back 1.75" and up 2.0" as compared to the Original Equipment seat. The new position allows additional leg and arm movement for the long-limbed rider and a comfortable seating space for the open road. The Tallboy Seat also features a wide pillion for added passenger comfort.

51471-06

Fits '06-later Dyna models. FXD, FXDB and FXDLS models require separate purchase of Seat Bumper Kit P/N 51653-06, Passenger Footpegs and Passenger Footpeg Mounting Kit P/N 50210-06. Seat width 16.0"; passenger pillion width 12.0".

**C. TALLBOY SEAT**

NOTE: Some Harley-Davidson seats are made of leather. Fine leathers or other natural materials WILL gain "character," such as wrinkles or wear, with age. This is normal. A fine, aged patina and character wrinkles are a sign of the extremely high quality materials used to construct your seat or backrest. The appearance of scars or marks on the leather are a result of using natural leather panels and should not be thought of as an imperfection. Please use Harley-Davidson Leather Protectant P/N 93600034 to protect your investment.

Not all products are available in all countries – please consult your dealer for details.

164 DYNA®

Seating – Spring Seats

A. BOBBER SOLO SADDLE

How low can you go? This minimalist solo seat takes the stripped-down garage-built look about as far as you can go. The thick distressed black leather cover is bonded directly to the formed metal seat pan and minimizes the foam filler and the extra height it brings. The raw-edge leather pad is joined to the pan with brass rivets, and features matching brass "Milwaukee Since 1903" trim that will develop a rich patina with use. The Bar & Shield® logo is embossed into the leather surface as a finishing touch. Easy to install, the bolt-on seat and a model-specific installation kit includes everything you need to get the bobber look. No cutting, welding or fabrication is necessary.

52000277 Distressed Black Leather.
Fits '04-'06 and '10-later XL, '06-later Dyna and '08-later FLS, FLSS, FLSTC, FLSTN and FXS models. Installation requires separate purchase of model-specific Rigid or Spring Seat Mounting Hardware Kit. Seat width 10.5".

B. SOLO SADDLE

Add nostalgic "bobber" looks to your modern Harley-Davidson® motorcycle. Available in elegant leather, this solo seat features a low-profile design that provides the minimalistic "just enough to ride" look. The smooth metal seat pan and the simple frame cover leave a clean, finished appearance. Easy to install, the bolt-on seat and model-specific Spring Seat Installation Kit include everything you need to get the bobber look. No cutting, welding or fabrication is necessary and the seat can be removed and replaced with a touring seat for a two-up night on the town.

Fits '04-'06 and '10-later XL, '06-later Dyna and '08-later FLS, FLSS, FLSTC, FLSTN and FXS models. Installation requires separate purchase of model-specific Rigid or Spring Seat Mounting Hardware Kit. Seat width 10.5".

52000279 Black Leather.

52000278 Brown Leather.

52000275 White Diamond.

52000276 Black Diamond.

Also available:

SPRING SADDLE INSTALLATION KIT

The torsion-style springs are designed for the optimum balance between spring suspension and support. Required for installation of Solo Saddle Kit P/N 52000277, 52000279, 52000278, 52000275, 52000276, 52000180, 54072-10, 54373-10, 52000114 and 52000113. Kit includes springs, mounting brackets, frame cover and hardware.

54075-10B


Fits '06-later Dyna models.



A. BOBBER SOLO SADDLE (SHOWN WITH SPRING SADDLE INSTALLATION KIT)



B. SOLO SADDLE – BLACK LEATHER
(SHOWN WITH SPRING SADDLE
INSTALLATION KIT)



B. SOLO SADDLE – BROWN LEATHER
(SHOWN WITH SPRING SADDLE
INSTALLATION KIT)



B. SOLO SADDLE – BLACK DIAMOND
(SHOWN WITH SPRING SADDLE
INSTALLATION KIT)



B. SOLO SADDLE – WHITE DIAMOND
(SHOWN WITH SPRING SADDLE
INSTALLATION KIT)

NOTE: Some Harley-Davidson seats are made of leather. Fine leathers or other natural materials WILL gain "character," such as wrinkles or wear, with age. This is normal. A fine, aged patina and character wrinkles are a sign of the extremely high quality materials used to construct your seat or backrest. The appearance of scars or marks on the leather are a result of using natural leather panels and should not be thought of as an imperfection. Please use Harley-Davidson Leather Protectant P/N 93600034 to protect your investment.

Not all products are available in all countries – please consult your dealer for details.



C. BRAWLER SOLO SEAT

C. BRAWLER™ SOLO SEAT

When it's time to go it alone, go in style. These premium quality cowhide leather solo saddles feature a smooth, sleek design that hugs the frame rails for a true custom look. The Brawler seat's design places the rider "in" the bike for a low-slung riding position. The top-grain leather seating surface and contoured foam padding provide a firm but luxurious feel. Seat does not fit with passenger pillions.

52000266

Fits '06-later Dyna models. Seat width 12.5".

D. LEATHER BADLANDER™ SEAT

The traditional Badlander low and lean style sets the stage for your minimalist custom ride. The frame-hugging rider seat and the slim tapered passenger pillion visually stretch the bike and enhance the slammed look. Wrapped in supple top-grain leather and finished with an embroidered Harley-Davidson® script, this seat is ready to take on the mean streets. Kit includes leather grab strap and mounting hardware.

52359-06

Fits '06-later Dyna models. FXD, FXDB and FXDLS models require separate purchase of Seat Bumper Kit P/N 51653-06, Passenger Footpegs and Passenger Footpeg Mounting Kit P/N 50210-06. Seat width 11.0"; passenger pillion width 5.0".

E. BADLANDER SEAT

The popular Harley-Davidson Badlander Seat is aggressively styled with a clean, smooth shape that flows from the fuel tank into the rear fender. Subtle top-stitching and the dual embroidered Harley-Davidson script logo add the finishing touches.

52284-06

Fits '06-later Dyna models. FXD, FXDB and FXDLS models require separate purchase of Seat Bumper Kit P/N 51653-06, Passenger Footpegs and Passenger Footpeg Mounting Kit P/N 50210-06. Seat width 11.0"; passenger pillion width 5.0".

52284-04

Fits '04-'05 Dyna models. Seat width 11.0"; passenger pillion width 5.0".

52284-96A

Fits '96-'03 Dyna models. Seat width 11.0"; passenger pillion width 5.0".



D. LEATHER BADLANDER SEAT



E. BADLANDER SEAT

NOTE: Some Harley-Davidson seats are made of leather. Fine leathers or other natural materials WILL gain "character," such as wrinkles or wear, with age. This is normal. A fine, aged patina and character wrinkles are a sign of the extremely high quality materials used to construct your seat or backrest. The appearance of scars or marks on the leather are a result of using natural leather panels and should not be thought of as an imperfection. Please use Harley-Davidson Leather Protectant P/N 93600034 to protect your investment.

Not all products are available in all countries – please consult your dealer for details.

166 DYNA®

Seating – Low-Profile & Sundowner

A. LOW-PROFILE LEATHER SEAT

Prowl the town in style. Featured as Original Equipment on the '07 CVO Dyna model, this low-profile seat features a breathable perforated leather insert. The firm padding makes you feel a part of the bike and the raised back stop keeps you in place when you hit the gas.

52378-07

Fits '06-later Dyna models. FXD, FXDB and FXDLS models require separate purchase of Passenger Footpegs and Passenger Footpeg Mounting Kit P/N 50210-06. Seat width 12.0"; passenger pillion width 7.0".

B. SUNDOWNER SEAT

The Sundowner Seat provides the maximum in long-riding comfort. The deep-bucket design puts your body in the proper touring position and the generous padding makes it comfortable for both the rider and passenger as the miles are adding up. The dished shape provides added rider back support and the wide passenger pillion is shaped to minimize pressure points.

51540-06

Fits '06-later Dyna models. FXD, FXDB and FXDLS models require separate purchase of Seat Bumper Kit P/N 51653-06, Passenger Footpegs and Passenger Footpeg Mounting Kit P/N 50210-06. Seat width 16.0"; passenger pillion width 12.0".

51540-04

Fits '04-'05 Dyna models. Seat width 16.0"; passenger pillion width 12.0".

51540-01A

Fits '96-'03 Dyna models. FXDWG models require separate purchase of Bracket P/N 52152-97. Seat width 16.0"; passenger pillion width 12.0".

C. SUNDOWNER SOLO SEAT

Ride solo on your Dyna motorcycle in Sundowner comfort and style. This unique seat combines the deep bucket design and added back support of the two-up seat with the stripped-down look of a solo saddle. Matching passenger pillion is available for added versatility.

51933-06

Fits '06-later Dyna models. Seat width 14.5".

D. SUNDOWNER PASSENGER PILLION

Bring someone along for the ride without giving up your solo status. This carefully styled pillion matches Dyna Sundowner Solo Seat and provides your passenger with that great Sundowner comfort.

51473-06A

Fits '06-later Dyna models equipped with Sundowner Solo Seat P/N 51933-06 or '06-'08 FXDB and '06-'09 FXDWG models equipped with Original Equipment solo seat. FXD and FXDB models require separate purchase of Passenger Footpegs and Passenger Footpeg Mounting Kit P/N 50210-06. Pillion width 12.0".



A. LOW-PROFILE LEATHER SEAT



B. SUNDOWNER SEAT
(SHOWN WITH SMOOTH BUCKET PASSENGER BACKREST PAD)



C. SUNDOWNER SOLO SEAT



D. SUNDOWNER PASSENGER PILLION

NOTE: Some Harley-Davidson® seats are made of leather. Fine leathers or other natural materials WILL gain "character," such as wrinkles or wear, with age. This is normal. A fine, aged patina and character wrinkles are a sign of the extremely high quality materials used to construct your seat or backrest. The appearance of scars or marks on the leather are a result of using natural leather panels and should not be thought of as an imperfection. Please use Harley-Davidson Leather Protectant P/N 93600034 to protect your investment.

Not all products are available in all countries – please consult your dealer for details.



**E. SIGNATURE SERIES SEAT WITH RIDER BACKREST
(SHOWN WITH SMOOTH LOW PASSENGER BACKREST PAD)**

E. SIGNATURE SERIES SEAT WITH RIDER BACKREST

A perfect combination of foam density and shape has created our most comfortable seat for long-haul touring. Both rider and passenger will be extra comfy riding to Sturgis® and back with the wide-seating area. When you reach your destination, city driving will be easier with the narrow nose that helps keep your legs closer together. Seat features an easily removable adjustable rider backrest that folds down for easier passenger mounting. Rider backrest has a 5-position height adjustment with 1.5" range and a wide range of forward/back angle adjustment with a quick twist of the control knob.

52000015

Fits '06-later Dyna models, FXD, FXDB and FXDLS models require separate purchase of Seat Bumper Kit P/N 51653-06, Passenger Footpegs and Passenger Footpeg Mounting Kit P/N 50210-06. Seat width 16.0"; passenger pillion width 12.0".

F. PASSENGER PILLION – SMOOTH STYLING

Bring a passenger along for the ride. This Passenger Pillion includes a passenger grab strap.

51404-10 Smooth.

Fits '09-later FXDB and '10-later FXDWG models with Original Equipment solo seat. Installation on FXDB models requires separate purchase of Passenger Footpegs and Passenger Footpeg Mounting Kit P/N 50210-06.

51535-06A Smooth.

Fits '06-'09 Dyna models (except '09 FXDB), FXD, FXDB and FXDLS models require separate purchase of Passenger Footpegs and Passenger Footpeg Mounting Kit P/N 50210-06. Pillion width 9.5".

G. QUICK-RELEASE PASSENGER PILLION

Styled to complement stock or accessory solo seats, this Passenger Pillion delivers maximum passenger comfort on the road. The pillion is easily removable from the Solo Rack P/N 52796-09 with a simple finger-pull release. The available Sissy Bar Upright P/N 52726-09 attaches directly to the pillion to provide a completely removable touring system.

52689-09

Fits '06-later Dyna models (except FXDF, FXDFSE, FXDLS and '10-later FXDWG) with solo seats. Installation requires separate purchase of Rigid Solo Rack P/N 52796-09. FXD, FXDB and FXDLS models require separate purchase of Passenger Footpegs and Passenger Footpeg Mounting Kit P/N 50210-06. Pillion width 11.0".

H. PASSENGER SISSY BAR UPRIGHT

Styled to blend with the muscular look of the Dyna family, this gloss black upright attaches directly to the passenger pillion for a clean look. Combine with Backrest Pad P/N 51782-07 for a complete touring system.

52726-09 Gloss Black.

Fits '06-later Dyna models (except FLD, FXDF, FXDFSE, FXDLS and '10-later FXDWG) with solo seats. Installation requires separate purchase of Rigid Solo Rack P/N 52796-09 and Passenger Pillion P/N 52689-09.

Shown with:

COMPACT PASSENGER BACKREST PAD


Styled to complement Original Equipment and accessory seats, these Compact Backrest Pads are engineered to fit specific sissy bar uprights.

51782-07 Smooth.

Fits '07-'11 VRSC™ (except VRSCF), '06-'07 VRSCR and '06 VRSCSE models equipped with Sissy Bar Upright P/N 51162-06 or 51313-07, '06-later Dyna models equipped with Sissy Bar Upright P/N 52726-09. FXDB HDI models require 67800499 Turn Signal Relocation Kit.



F. PASSENGER PILLION – SMOOTH STYLING



G. QUICK-RELEASE PASSENGER PILLION – REMOVED



**H. PASSENGER SISSY BAR UPRIGHT
(SHOWN WITH COMPACT BACKREST PAD)**

168 DYNA®

Seating Accessories

A. CIRCULATOR SEAT PADS

Keep comfortable on your next long ride. These breathable Circulator Seat Pads feature 3D construction that promotes air movement and reduces heat build-up where the rider's body touches the seat and backrest. Designed to keep the rider cool by reducing the perspiration build-up between you and the seating surface, the Circulator Pad can be installed and removed in seconds for easy cleaning. The low-profile design minimizes seat-height change compared to inflatable pads, while enhancing comfort with its shock-absorbing construction. Manufactured of UV-stable materials, these seat pads resist fading when exposed to the sun. Elastic under-seat strap and non-slip base provide secure installation and the available Circulator Passenger Pillion Pad attaches to the rider pad with hook-and-loop tabs.

51074-10 Medium Seat Pad.
Fits VRSC™, XG, XL and Dyna models with Original Equipment and accessory seats. Pad width – 14.5"

51078-10 Passenger Pillion Pad.
Fits Original Equipment and accessory passenger pillions. Pad width – 13.0"

52300103 Wide Backrest Pad.
Fits wide profile rider and passenger backrest pads up to 12.0" wide and 9.0" tall.



A. CIRCULATOR SEAT PADS

B. RAIN COVERS*

Featuring a handy storage sack, this black nylon, water-resistant, Cordura® cover packs easily and shelters your seat from the storm.

51638-97 Solo Seat.
Fits H-D® solo seats (except XR and FLSTS).

51639-97 Two-Up.
Fits VRSC, XG, XL, Dyna and Softail® models with Two-Up seats. Does not fit Touring and Trike models. Does not fit with Rider Backrests.

C. BILLET SEAT MOUNTING BRACKET – CHROME

The highly stylized design of this bracket adds a stunning new look to the back of most seats.

51804-02
Replaces Bolt-On Seat Brackets P/N 51798-00, 51740-10, 52467-00, 51652-97A and 51652-83B used on most Original Equipment and accessory seats and pillions.

D. QUICK-RELEASE SEAT HARDWARE KIT

This Hardware Kit allows the rider to remove one-piece Harley-Davidson® seats quickly and easily.

51676-97A
Fits '97-later XG, XL, Dyna, Softail (except FLS and FLSS models equipped with Original Equipment seat) and Touring models. Does not fit seats equipped with spring-loaded rear seat bracket.



B. RAIN COVER – SOLO SEAT



B. RAIN COVER – TWO-UP



C. BILLET SEAT MOUNTING BRACKET – CHROME



D. QUICK-RELEASE SEAT HARDWARE KIT



***WARNING:** Do not use while riding; could result in death or serious injury.

Not all products are available in all countries – please consult your dealer for details.



E. REAR FENDER BIB



F. TANK BRA

E. REAR FENDER BIB

Go solo in style. Form-fitted to hug the contour of the rear fender, this decorative fender cover hides the seat mounting holes that are exposed when riding with a solo seat. Wrapped in smooth vinyl to match Original Equipment or accessory solo seats, the Fender Bib features an embossed Bar & Shield® logo for added style. The molded base is finished with a soft felt under-liner designed to protect the fender's painted surface.

52036-08

Fits '06-later Dyna models equipped with Original Equipment solo seat, Brawler™ Solo Seat or Sundowner Solo Seat. Will not fit with Original Equipment seat on FXDLS. FXWDG models require removal of Original Equipment passenger pillion.

F. TANK BRA

This Tank Bra is made with nonabrasive, fleece-backed vinyl material and features an embroidered Bar & Shield logo. It protects your fuel tank from scratches from keys, belt buckles and other objects. Designed for easy installation and a custom fit without disassembly of the tank or seat.

62028-04

Fits '04-later Dyna models.

57799-00

Fits '93-'03 FXDWG and '00-later Softail® models (except FXCW, FXCWC, FXS, FXSB, FXSE, FXSTD, FXSTSE, FXSTSSE, '09-later FLS, FLSS, FLSTC, FLSTSB and FLSTSE and '06 FLSTFSE).

G. PREMIUM TANK PANEL WITH POUCH

This leather tank panel features an over-sized pouch for convenient "at your fingertips" storage. The heavy-duty leather pouch will maintain its shape for miles to come while the bold chrome Bar & Shield medallion sits proudly on the flap for all to admire.

91135-09

Fits '93-'08 FXDWG, '06 FXD35, '07-later FXDC and FXDF and '00-later Softail models (except FLS, FLSS, FLSTNSE, FLSTSB, FLSTSE, FXCW, FXCWC, FXS, FXSB, FXSBSE, FXSE, FXSTD, FXSTSSE, '09-later FLSTC and '06 FLSTFSE). '93-'03 FXDWG models require the separate purchase of Clip P/N 10102 and O-Ring P/N 11174.

H. LEATHER TANK PANEL WITH POUCH

Leather tank panels feature an integrated storage pouch, perfect for those small items you like to keep handy. Constructed of tough steerhide over a rigid, molded base.

Fits '93-'03 FXDWG and '00-later Softail models (except FLS, FLSS, FLSTNSE, FLSTSB, FLSTSE, FXCW, FXCWC, FXS, FXSB, FXSBSE, FXSE, FXSTD, FXSTSSE, '06 FLSTFSE and '09-later FLSTC).

91409-00 Braided Trim & Concho.

91407-00 Chrome Studs & Concho.



G. PREMIUM TANK PANEL WITH POUCH



H. LEATHER TANK PANEL WITH POUCH – BRAIDED TRIM AND CONCHO

I. LEATHER TANK PANEL WITH EMBOSSED SKULL LOGO

Add a little menace to your bike with this skull-embossed leather tank panel.

91001-01

Fits '93-'03 FXDWG and '00-later Softail models (except FLS, FLSS, FLSTNSE, FLSTSB, FLSTSE, FXCW, FXCWC, FXS, FXSB, FXSBSE, FXSE, FXSTD, FXSTSSE, '06 FLSTFSE and '09-later FLSTC).



H. LEATHER TANK PANEL WITH POUCH – CHROME STUDS AND CONCHO



I. LEATHER TANK PANEL WITH EMBOSSED SKULL LOGO

170 DYNA®

Seating Accessories & Fork Bags

A. TANK KNEE PAD KIT

These self-adhesive rubber knee pads provide a touch of old school style. The rich black rubber pads feature tapered ribs and a raised Bar & Shield® logo to protect the surfaces where your legs contact the tank. The compact pads measure 7.0" by 2.75", and are flexible enough to fit many tank profiles. Sold in matched pairs.

57300065

Fits fuel tanks on many Street™, Sportster®, Dyna and Softail® models. May cover a portion of fuel tank graphics, check appearance before adhering to tank.



A. TANK KNEE PAD KIT

B. DOWN-TUBE BAG

The perfect place to store a couple of tools, a tire gauge or your disc lock. The rigid-backed bag features a stylish heavy leather flap and traditional strap-and-buckle closures to provide both function and flair. Easy-to-install, the low frame placement is inconspicuous, but still provides quick access when needed. Kit includes all required mounting hardware.

93300044 Black Leather.

Fits '04-later XL, '08-'13 XR and '06-later Dyna models (except FLD). Does not fit XL models with engine guard. Does not fit XL models with Boom! Audio Cruiser Amp and Speaker Kit P/N 76262-08 or 76320-08. Does not fit with Dyna Oil Cooler Kit P/N 26151-07. Does not fit XL and Dyna models equipped with Front Spoilers.

C. HANDLEBAR/FORK BAGS

Constructed of durable synthetic leather with embossed H-D® Eagle Wing logo. Looks great on sissy bar uprights, handlebars and front forks.

If used in front fork application, fits '93-later FXDWG and '84-later FLSTC models. Also fits '82-'89 FXR with additional purchase of Directional Relocation Kit P/N 90504-82A.

91743-87T 11-inch length.

91744-87T 8-inch length.



B. DOWN-TUBE BAG – BLACK LEATHER

91743-87T



91744-87T

C. HANDLEBAR/FORK BAGS

D. SOFT LEATHER HANDLEBAR/FORK BAG

Features include embroidered logos, full-length hook-and-loop closure over zipper and plush nylon pile inside lining. Features silver Harley-Davidson® logo.

91773-85

If used in front fork application, fits '93-later FXDWG and '84-later FLSTC models. Also fits '82-'89 FXR with additional purchase of Directional Relocation Kit P/N 90504-82A.

E. LEATHER SISSY BAR/TOOL BAG

Heavy full-grain Latigo leather is specially tanned, oiled and waxed to withstand the elements. Identified with a custom Harley-Davidson concho. 4.0" W x 4.0" D x 11.0" T.

91772-85A

For use with FXDWG (except '10-later FXDWG with Original Equipment Sissy Bar) and FXSTC models only.



D. SOFT LEATHER HANDLEBAR/FORK BAG



E. LEATHER SISSY BAR/TOOL BAG

COMFORT ON THE GO

With a detachable backrest and luggage rack, your bike can go from a stripped-down afternoon cruiser to a fully loaded two-up touring machine in seconds. Comfort- and convenience-driven accessories make for a less stressful ride.

THE RIGHT COMBINATION

BUILD YOUR OWN

A detachable sissy bar upright and backrest pad is the starting point for a complete touring machine. Start by shopping the following pages and selecting all the components required for your particular model.



SISSY BAR UPRIGHT & BACKREST PAD

SIDEPLATES WITH QUICK-RELEASE CAM-LOCK LATCH

H-D® DETACHABLES™ DOCKING HARDWARE

EQUIPPED FOR THE MILES AHEAD

Solo and stripped down, two-up and fully loaded, or anywhere in between, you can tailor any Harley-Davidson® motorcycle to meet the demands of the highway.



JUST THE BASICS

Go it alone in style. Stripped to the essentials, your ride is ready to prowling the streets. Detachable docking hardware makes the process an easy "slide and click" proposition.



SOLO TOURING

Ride like you're on a mission. The saddlebags offer tons of storage space, and the detachable windshield prepares you for long hours on the open highway.



TWO-UP DAY TRIPPING

Just strap a packed duffel bag to the luggage rack, and let your passenger lean back against the sissy bar backrest pad for hours of back road riding comfort.



TWO-UP TOURING

The ultimate road trip. With all this space and comfort, you and one lucky passenger are fully equipped to go wherever you want, for as long as you want.

Not all products are available in all countries – please consult your dealer for details.

172 DYNA®

Backrests & Racks

Choosing a Backrest

A sissy bar upright and passenger backrest are the starting point to build a complete touring machine. The backrest provides long-range comfort and support and adds a feeling of control and confidence for the passenger. For permanent installation, choose rigid sideplates and a style of upright that suits your riding style. For added flexibility, choose a H-D® Detachables™ sideplate kit and appropriate Docking Hardware to make adding or removing a detachable accessory a simple "slide and click" proposition.



H-D Rigid Sideplates

Add practical comfort and support for your passenger. Rigid Sideplates supports are the anchor for sissy bar uprights, backrest pads and luggage racks, and hug the rear fender strut for a clean, streamlined look. Manufactured and tested to rigorous Harley-Davidson® standards, these sideplates are designed to specific model application for exact fit.

1. Fits '06-later Dyna models (except FLD, FXDF, FXDFSE and FXDWG).

52856-06 Chrome.

2. Fits '08-'13 FXDF, '09-'10 FXDFSE and '06-'08 FXDWG models.

53020-06A Chrome.

3. Fits '96-'05 FXD and FXDL, '99 and '02-'05 FXDX and '01-'05 FXDXT models (standard on '96-'00 FXDS-CONV).

52783-96B Chrome.



H-D Detachables Sideplates

4. Fits '06-later Dyna models (except FLD). Requires separate purchase of appropriate Docking Hardware kit. '13-later FXDB models equipped with a side-mount license plate require License Plate Relocation Kit P/N 67900130. '13-later FXDB HDI/India configuration require separate purchase of Docking Hardware and Turn Signal Relocation Kit P/N 67800499. Not for use with LED Rear Turn Signal Kit P/N 67800055A or 67800056A.

52866-06A Chrome.

52124-09A Gloss Black.

5. Fits '12-'16 FLD models. Requires separate purchase of Docking Hardware Kit P/N 52300065.

52300070A Chrome.

6. Fits '96-'05 Dyna models (except FXDWG and FXDXT). '96-'01 models using these sideplates in combination with Luggage Racks P/N 53711-96A, 53852-00 or 53866-00 require separate purchase of Luggage Rack Adapter Kit P/N 53828-00.

53543-95B Chrome.



Not all products are available in all countries – please consult your dealer for details.

Select a Style



Low Square Bar Medallion Style with 3-Bolt Pad Mount



Low Round Bar Mini Medallion Style with 3-Bolt Pad Mount



Standard Round Bar Mini Medallion Style with 2-Bolt Pad Mount

Sissy Bar Uprights are available in a variety of shapes and styles. Square bar uprights feature a traditional plate design that provides a flat surface that is ideal for displaying self-adhesive medallions. Round bar uprights feature a mini medallion bar and an embossed Bar & Shield® insert. Uprights are designed to accept specific 3-bolt or 2-bolt mounted backrest pads.

Select Your Model

Square Bar Upright

| Height | Style | Finish | '91-'01 Dyna and, '82-'00 FXR models | '02-'05 Dyna models | '06-later Dyna models (except FXDF, FXDFSE and '10-later FXDWG) | '08-'09 FXDF and FXDFSE models |
|----------|-----------|-------------|--------------------------------------|---------------------|---|--------------------------------|
| Short | Insert | Chrome | — | — | 52737-94A | — |
| Short | Insert | Gloss Black | — | — | 52706-07 | — |
| Low | Medallion | Chrome | 52655-84 | 52909-02 | 52754-04 | — |
| Low | Medallion | Gloss Black | — | — | 51851-09 | — |
| Standard | Medallion | Chrome | — | — | — | 52877-08 |

Round Bar Upright

| Height | Style | Finish | Fits '10-later FXDF and FXDWG and '10 FXDFSE models. FXDB HDI models require 67800499 Turn Signal Relocation Kit. | Fits '06-later Dyna models (except FXDF, FXDFSE and '10-later FXDWG) | | |
|----------|----------------|-------------|---|--|---|---|
| Low | Mini Medallion | Chrome | 52300049 | 52300022 | — | — |
| Low | Mini Medallion | Gloss Black | 52300050 | 52300024 | — | — |
| Standard | Mini Medallion | Chrome | 52877-10 | 52300018 | — | — |
| Standard | Mini Medallion | Gloss Black | 51168-10 | 52300020 | — | — |

Select the Docking Hardware

Dyna Docking Hardware for H-D® Detachables™ Racks and Sideplates

Docking hardware fitment is dependent on vehicle model and saddlebag configuration.

| H-D Detachables Accessory | Available to fit: | Required Docking Hardware | Directional Relocation Kit |
|---|--|---|---|
| No Saddlebags: Detachable Sideplates 52124-09A (Gloss Black), 53543-95B (Chrome), 53834-00A (Wrinkle Black), 52866-06A (Chrome), 53870-01B (Chrome), Detachable Solo Rack 53511-06A, One-Piece Detachable Uprights 51161-10A (Gloss Black), 52300042 (Chrome), One-Piece Detachable Uprights 52300044A (Chrome), 52300046A (Gloss Black) | 1999 FXDX, 1996-2001 FXD & FXDL 2002-2005 FXD, FXDC, FXDL & FXDX 2001 FXDWG2, 2002 FXDWG3 & 2002-2005 FXDWG 2006-2008 FXDWG & 2008-2009 FXDF and '09-'10 FXDFSE 2006-later FXD, FXDC, FXDL and FXDSE, 2006-2008 FXDB 2009-later FXDB (except 2013-later HDI and India configuration) 2010-later FXDWG 2010-later FXDF | 53527-95B 53533-02B 53882-02B 53964-06B 53961-06 53797-09 54097-10 53964-06B | — — — — 53968-06C 53968-06C 53968-06C — |
| With P&A Saddlebags: Adjustable Sideplates 52300110 (Chrome), 52300090 (Gloss Black), Detachable Sideplates 52124-09A (Gloss Black), 53543-95B (Chrome), 53834-00A (Wrinkle Black), 52866-06A (Chrome), Detachable Solo Rack 53511-06A, One-Piece Detachable Uprights 51161-10A (Gloss Black), 52300042 (Chrome), One-Piece Detachable Uprights 52300044 (Chrome), 52300046A (Gloss Black) | 1999 FXDX, 1996-2001 FXD & FXDL 2002-2005 FXD, FXDC, FXDL & FXDX 2006-2008 FXDWG & 2008-2009 FXDF and FXDFSE/2 2006-later FXD, FXDC, FXDL and FXDSE, 2006-2008 FXDB 2009-later FXDB 2010-later FXDWG 2010-later FXDF | 53527-95B 53533-02B 53964-06B 53961-06 53797-09 54097-10 53964-06B | — — — — 68227-09 53968-06C — |
| With Original Equipment Saddlebags: Detachable Sideplates 52300070A | 2012-2016 FLD | 52300065 | — |

Not all products are available in all countries – please consult your dealer for details.

174 DYNA®

Backrests & Racks

A. ONE-PIECE H-D® DETACHABLES™ SISSY BAR UPRIGHT

The sweeping shape of this slim, round bar Sissy Bar Upright completes the classic "bobber" look. The one-piece design eliminates separate sideplates for a clean appearance and the stylized upper kick angle mimics the old-school sissy bars of the '50s and '60s. Available in chrome and gloss black finishes, these bars can be equipped with Passenger Backrest Pad P/N 52631-07.

Fits '06-later Dyna models (except FLD, FXDF, FXDFSE and '10-later FXDWG). Requires separate purchase of appropriate Docking Hardware Kit. '13-later FXDB models equipped with a side-mount license plate require License Plate Relocation Kit P/N 67900130. '13-later FXDB HDI/India configuration require separate purchase of Docking Hardware and Turn Signal Relocation Kit P/N 67800499. Not for use with LED Rear Turn Signal Kit P/N 67800055A or 67800056A.

52300044A Chrome.

52300046A Gloss Black.

Fits '10-later FXDF and FXDWG models. Installation requires separate purchase of appropriate Docking Hardware Kit. Dyna Wide Glide® models require separate purchase of Docking Hardware Kit P/N 54097-10 and Turn Signal Relocation Kit P/N 53968-06C.

52300042A Chrome.

51161-10A Gloss Black.

Shown with:

PASSENGER BACKREST PAD

Styled to complement available touring and custom seats.

52631-07

Fits One-Piece H-D Detachables Sissy Bar Upright P/N 52729-08, 51853-07, 51849-07, 51146-10A, 51161-10A, 52300040A, 52300042A, 52300044A or 52300046A.



A. ONE-PIECE H-D DETACHABLES SISSY BAR UPRIGHT – CHROME



A. ONE-PIECE H-D DETACHABLES SISSY BAR UPRIGHT – GLOSS BLACK

PASSENGER BACKREST PADS


Choose from a wide variety of backrest pad sizes and shapes to match your comfort and style demands. Designed to complement Original Equipment and accessory seats, these pads are engineered to fit specific sissy bar upright types.

B. SLIP-OVER PASSENGER BACKREST PAD

This Slip-Over Backrest Pad provides a touch of passenger comfort to low profile hoop-style sissy bars. Held in place with hook-and-loop tabs, this rich black pad features grey stitching that complements many Original Equipment and accessory seats and pillows.

51732-10

Fits '07-later XL models with Low-Profile Sissy Bar Upright P/N 52300403 and '10-later FXDWG models with Original Equipment sissy bar upright.



B. SLIP-OVER PASSENGER BACKREST PAD

C. SHORT BACKREST PAD

C. SHORT BACKREST PAD

Innovative Backrest Pad Mounting System features a brushed stainless steel insert framed with chrome plate and hardware.

52517-94

Fits Short Insert Style Sissy Bar Upright P/N 51513-02, 52737-94A or 52706-07.

D. BACKREST PADS

Sized to fit medallion and mini medallion-style sissy bar uprights. Pad mounts with single center screw and bolt-on mounting strap. Includes chrome-plated mounting hardware.

Fits Low Medallion Style Sissy Bar Upright P/N 52754-04 or 51851-09, Low Square Bar Mini-Medallion Style Sissy Bar Upright P/N 53282-06, Standard Square Bar Mini Medallion Style Sissy Bar Upright P/N 53281-06 or 53407-06, Standard Medallion Style Sissy Bar Upright P/N 52735-85, 53007-98, 52655-84, 52909-02 or 51517-02, Standard Bar & Shield® Style Sissy Bar Upright 52739-83 or 51514-02, Standard Heritage Style Sissy Bar Upright P/N 52731-00 and Low Round Bar Sissy Bar Upright P/N 52300022 or 52300024.

1. 52652-04 Smooth.

2. 52626-04 Smooth Top-Stitched.



D. BACKREST PADS

E. BACKREST PADS

Sized to fit medallion and mini medallion-style sissy bar uprights. Pad mounts with single center screw and bolt-on mounting strap. Kit includes chrome-plated mounting hardware.

Fits Low Medallion Style Sissy Bar Upright P/N 52655-84, 52909-02, 52754-04, 51851-09, Standard Medallion Style Sissy Bar Upright P/N 52735-85 or 52877-08, Standard Square Bar Mini Medallion Style Sissy Bar Upright P/N 53281-06 or 53407-06, Standard Heritage Style Sissy Bar Upright P/N 52731-00 and Standard Round Bar Sissy Bar Upright P/N 52300018 or 52300020.

1. 52612-95 Smooth Top-Stitched.

2. 52412-79A Embossed Bar & Shield® Logo.

3. 52348-97 Heritage Classic Bucket.

4. 52347-97 Fat Boy® Bucket.

5. 51132-98 Smooth Bucket.

F. BACKREST PADS

Sized to fit round bar sissy bar uprights, these pads mount to mini medallion style uprights with two mounting holes.

Fits Standard Round Bar Mini-Medallion Style Upright P/N 52877-10 or 51168-10. Also fits Low Round Bar Mini Medallion Style Sissy Bar Upright P/N 52300401, 52540-09A, 51477-06, 54256-10, 52300049 and 52300050.

1. 51641-06 Smooth Top-Stitched.

2. 51640-06 Smooth Bucket.

3. 51622-07 Fat Boy Lacing Bucket.

4. 52300293 CVO FXSBSE Style – Brown.

5. 52300336 '14 CVO FXSBSE Style.



E. BACKREST PADS



F. BACKREST PADS

176 DYNA®

Backrests & Racks

A. CUSTOM TAPERED SPORT LUGGAGE RACK*

Smooth sweeping curves and the brilliant chrome or gloss black finish define the look of this Sport Luggage Rack. Designed to complement both round and square bar Sissy Bar Uprights, this sleek rack adds a practical and stylish touch to the motorcycle.

Fits '04-later XL models equipped with H-D® Detachables™ Sideplates, '06-later Dyna models (except FXDF, FXDFSE and '10-later FXDWG) equipped with Rigid or Detachable Sideplates, '84-'05 Softail® (except FLSTN and FXSTD) and '06-later FLST, FLSTC, FLSTNSE and FLSTSC and '06 FLSTF models equipped with Detachable or Rigid Mount Sideplates.

50300030 Chrome.

50300031 Gloss Black.

Fits '10-later FXDF and FXDWG and '09-'10 FXDFSE models equipped with Rigid or H-D Detachables Sideplates and Sissy Bar Uprights.

54055-10 Chrome.

54049-10 Gloss Black.



A. CUSTOM TAPERED SPORT LUGGAGE RACK – CHROME



A. CUSTOM TAPERED SPORT LUGGAGE RACK – GLOSS BLACK

B. AIR FOIL PREMIUM LUGGAGE RACK*

The low-profile aerodynamic styling defines the look of this Luggage Rack. Available in mirror chrome or rich gloss black finish, the die-cast rear "Air Foil" grabs your attention and the Bar & Shield® insert adds a signature touch. The elegant round tube rack features inlaid rubber runners for added grip and dedicated bungee mounting points to simplify luggage tie-down. Kit includes all necessary mounting hardware. For added visibility, the rack is designed to incorporate the internal wiring of the Air Foil Rack LED Light Kit P/N 68000076 (red) or 68000077 (smoked) for a clean look.

Fits '04-later XL models equipped with H-D Detachables Sideplates, '06-later Dyna models (except FXDF, FXDFSE and '10-later FXDWG) equipped with Rigid or Detachable Sideplates, '84-'05 Softail (except FLSTN and FXSTD) and '06-later FLST, FLSTC, FLSTNSE and FLSTSC and '06 FLSTF models equipped with Detachable or Rigid Mount Sideplates.

54290-11 Chrome.

54291-11 Gloss Black.



B. AIR FOIL PREMIUM LUGGAGE RACK – CHROME



B. AIR FOIL PREMIUM LUGGAGE RACK – GLOSS BLACK

C. LED LIGHT KIT

This fast-acting LED Light Kit operates as a supplemental rear running light and brake light. The high, center-mount position places the light in the line-of-sight of following vehicles and the bright, fast-acting LED lamps get you noticed. Wiring is concealed inside the rack tubes for a clean, custom installation. Available with red or smoked lens.

Fits Air Foil Luggage Rack P/N 54290-11, 54291-11 and Air Wing Sissy Bar Upright P/N 52300146 and 52300147. Installation requires separate purchase of model-specific Wiring Harness Kit.

68000076 Red Lens.

68000077 Smoked Lens.

Also available:

LED LIGHT KIT WIRING HARNESS

Required for installation of LED Light Kit on Air Foil Luggage Rack P/N 54290-11 or 54291-11.

73415-11

Fits '06-later Dyna (except FXDF, FXDFSE, '14-later FXDL, '16-later FXDLS and '10-later FXDWG), '84-'05 Softail (except FXSTD and FLSTN), '06-later FLST, FLSTC and FLSTSC and '06 FLSTF models with Air Foil Luggage LED Light Kit P/N 68000076 or 68000077.



C. LED LIGHT KIT – RED LENS



***WARNING:** Do not use this rack as a seat. Do not exceed the fender rack weight capacity. Using as seat or exceeding this capacity could cause handling problems which could result in loss of control and death or serious injury.



D. TAPERED LUGGAGE RACK – CHROME



D. TAPERED LUGGAGE RACK – GLOSS BLACK

D. TAPERED LUGGAGE RACK*

Styled to enhance the lines of the motorcycle, this sleek, compact Tapered Rack is an elegant solution for carrying your lunch to work or your luggage across the country.

Fits '04-later XL models equipped with H-D® Detachables™ Sideplates, '06-later Dyna models (except FXDF, FXDFSE and '10-later FXDWG) equipped with Rigid or Detachable Sideplates, '84-'05 Softail® (except FLSTN and FXSTD) and '06-later FLST, FLSTC, FLSTNSE and FLSTSC and '06 FLSTF models equipped with Detachable or Rigid Mount Sideplates.

53718-04 Chrome.

53510-07 Gloss Black.

E. FOUR BAR SPORT LUGGAGE RACK – CHROME*

This sleek rack complements the lines of your motorcycle. Can be used with H-D Detachables or Rigid Mount Sissy Bar Sideplates.

53899-02

Fits '04-later XL models equipped with Rigid Sideplates. Also fits '02-'05 Dyna models equipped with either Rigid or Detachable sideplates.

53711-96A

Fits '90-'03 XL models with H-D Detachables Sideplate Kit P/N 53545-95A; '82-'03 XL models with Rigid Mount Sideplate Kit P/N 52806-94B or 52782-82B; '82-'94 FXR models with Rigid Sideplate Kit P/N 52781-82B (except FXRS-CONV. and FXRT); '99-'00 FXR and '96-'01 Dyna models (except FXDWG). All '96-'01 Dyna models equipped with Rigid Mount Sideplates require the separate purchase of Luggage Rack Adapter Kit P/N 53828-00.

F. FIVE BAR SPORT LUGGAGE RACK – CHROME*

This rack brings touring flexibility to your motorcycle. Can be used with H-D Detachables or Rigid Mount Sissy Bar Sideplates.

53862-00

Fits '04-later XL models equipped with Detachable Sideplates, '06-later Dyna models (except FXDF, FXDFSE and '10-later FXDWG) equipped with Rigid or Detachable Sideplates, '84-'05 Softail (except FLSTN and FXSTD), '06-later FLST, FLSTC and FLSTSC and '06 FLSTF models equipped with Detachable or Rigid Mount Sideplates. Does not fit with Round Bar Uprights P/N 52300018, 52300020, 52300022 and 52300024.

G. CHOPPED FENDER LUGGAGE RACK*

This Luggage Rack is the ideal option for your ride across town or across the state. Designed for the chopped rear fender, this simple rack adds practical luggage space without compromising style. Rear supports attach to the fender struts and the rack is secured to the passenger pillion mounting point on the rear fender. Available in your choice of chrome or gloss black finish, this rack is compatible with the Original Equipment short upright or H-D Detachables uprights and docking hardware.

Fits '10-later FXDWG models.

50300038 Chrome.

54252-10 Gloss Black.



E. FOUR BAR SPORT LUGGAGE RACK – CHROME



F. FIVE BAR SPORT LUGGAGE RACK – CHROME



G. CHOPPED FENDER LUGGAGE RACK – CHROME



G. CHOPPED FENDER LUGGAGE RACK – GLOSS BLACK



***WARNING:** Do not use this rack as a seat. Do not exceed the fender rack weight capacity. Using as seat or exceeding this capacity could cause handling problems which could result in loss of control and death or serious injury.

Not all products are available in all countries – please consult your dealer for details.

178 DYNA®

Backrests & Racks

A. H-D® DETACHABLES™ SOLO RACK – CHROME*

Add touring capabilities to your solo seat Dyna model in less than 60 seconds. This detachable Solo Rack fits over the fender when the passenger pillion is removed. The rack features a hand-polished and chrome-plated finish to add a stylish flair. Requires Docking Hardware.

53511-06A

Fits '06-later Dyna models (except FLD, FXDF, FXDFSE and '10-later FXDWG) equipped with solo seat. Requires separate purchase of appropriate Detachable Docking Hardware. '13-later FXDB models equipped with a side-mount license plate require License Plate Relocation Kit P/N 67900130. Not for use with LED Rear Turn Signal Kit P/N 67800055A or 67800056A. '13-later FXDB HDI/India configuration require separate purchase of Docking Hardware and Turn Signal Relocation Kit P/N 67800499. FXDB HDI models require 67800499 Turn Signal Relocation Kit.

B. RIGID SOLO RACK – GLOSS BLACK*

Versatile rigid-mount Solo Luggage Rack features a rich gloss black finish that complements almost any paint color. Equip the contoured rack with a duffle bag for a cross-country solo ride or attach the available H-D Detachables Passenger Pillion for a comfortable two-up tour.

52796-09

Fits '06-later Dyna models with solo seats (except FLD, FXDF, FXDFSE, FXDL, FXDLS and '10-later FXDWG).

C. LOCKING H-D DETACHABLES LATCH KIT

This unique lock replaces the camlock on your Harley-Davidson® Detachables accessories, providing additional security and peace of mind when parking your vehicle. The kit includes two extended-reach barrel-style keys for easy access to the lock. Key registration and replacement service is available. Sold in pairs.

Fits all models equipped with detachable Sideplates, Racks and Tour-Pak™ Luggage Carriers (except '09-later Touring models equipped with detachable Solo Tour-Pak Rack).

90300087 Chrome.

90300086 Black.

D. H-D DETACHABLES LATCH KIT – CHROME

Decorative chrome latches are the perfect way to enhance the appearance of your detachable accessories. Meticulously polished and chrome-plated, these easy-to-install Rotary Latches are a direct replacement for the Original Equipment satin black parts and are a simple way to add a finishing touch to your ride. Latches feature an easy-to-pull finger release to simplify access in hard-to-reach areas.

12600036

Fits all models equipped with detachable Sideplates, One-Piece Sissy Bar Uprights, Racks, and Tour-Pak Luggage Mounting Racks.



A. H-D DETACHABLES SOLO RACK – CHROME



B. RIGID SOLO RACK – GLOSS BLACK



C. LOCKING H-D DETACHABLES LATCH KIT – CHROME



C. LOCKING H-D DETACHABLES LATCH KIT – BLACK



D. H-D DETACHABLES LATCH KIT – CHROME



***WARNING:** Do not use this rack as a seat. Do not exceed the fender rack weight capacity. Using as seat or exceeding this capacity could cause handling problems which could result in loss of control and death or serious injury.

Not all products are available in all countries – please consult your dealer for details.

DYNA® 179

Saddlebags

E. H-D® DETACHABLES™ LEATHER SADDLEBAGS

These large capacity detachable saddlebags are completely removable with the simple pull of the internal handle, leaving your bike clean and ready to cruise the boulevard. The handsome leather bags feature hidden quick-release clips behind the traditional strap and buckle. When removed, the large capacity bags leave behind two simple, inconspicuous docking points. The bags are compatible with both rigid and H-D Detachables accessories when installed with the appropriate docking hardware kits. Luggage capacity: 2400 cubic inches total.

90181-08A

Fits '06-later Dyna models (except FLD and '09-later FXDB with optional strut covers). '09-later FXDB models require separate purchase of Turn Signal Relocation Kit P/N 68227-09. '13-later FXDB models equipped with side-mount license plate require License Plate Relocation Kit P/N 67900130. '16-later FXDLS models require separate purchase of Turn Signal Relocation Kit P/N 68227-09 and Side Mount License Plate Kit P/N 60938-10 or 60978-10. '10-later FXDWG models require separate purchase of Turn Signal Relocation Kit P/N 68544-10. All other models (except FXDF and '06-'08 FXDWG) require separate purchase of Turn Signal Relocation Kit P/N 68732-02A (Domestic), P/N 68733-02A (International) or Layback License Plate Kit P/N 60215-06. Does not fit with Rear Axle Covers or Premium Profile™ Low Suspension Kit P/N 54619-08.

Also available:

TURN SIGNAL RELOCATION KIT

Required for installation of saddlebags and detachable accessories on '09-later FXDB models.

68227-09

Fits '09-later FXDB models (except models with optional fender strut covers).

TURN SIGNAL RELOCATION KIT

Kit moves turn signals from rear fender struts to a license bracket-mounted turn signal bar.

Required to install Saddlebags P/N 91615-09A, 88200-09A, 90181-08A, 90460-06B, 79300-06D, 90564-06D, 90369-06D, and 88343-10. Fits '02-later Dyna (except FXDF, FXDWG and '09-later FXDB) and '04-later XL models (except XL883N, XL1200N, XL1200X and '11-later XL1200C). Does not fit with Layback License Plate Mounting Kits.

68732-02A Domestic.

68733-02A International.

Required to install Saddlebags P/N 79078-02, 79300-04B and 91622-03.

68718-02 Fits '02-'05 FXDWG models.

LICENSE PLATE/TURN SIGNAL RELOCATION KIT

Required for installation of Saddlebags.

68544-10

Fits '10-later FXDWG models equipped with saddlebags.

LICENSE PLATE RELOCATION KIT

Required for installation of available saddlebags and/or detachable sissy bars on '13-later FXDB models equipped with side-mount license plate. Kit replaces Original Equipment side-mount license plate.

67900130

Fits '13-later FXDB models equipped with side-mount license plate.

NOTE: Some Harley-Davidson® saddlebags are made of leather. Fine leathers or other natural materials WILL gain "character," such as wrinkles or wear, with age. This is normal. A fine, aged patina and character wrinkles are a sign of the extremely high quality materials used to construct your saddlebags. The appearance of scars or marks on the leather are a result of using natural leather panels and should not be thought of as an imperfection. Please use Harley-Davidson Leather Protectant P/N 93600034 to protect your investment.

Not all products are available in all countries – please consult your dealer for details.



E. H-D DETACHABLES LEATHER SADDLEBAGS



STEP 1

Equipped with large capacity saddlebags, your bike is ready to take on the longest journey.



STEP 2

Pull and turn the hidden cam lock to release the bags from the docking hardware.



STEP 3

Slide the bag rearward to disengage the mounting bracket and lift the bags away.



STEP 4

You are left with a stripped-down cruiser, ready to prowl the streets.

180 DYNA®

Saddlebags

A. RIGID LOCKING LEATHER SADDLEBAGS

These saddlebags combine a premium leather finish with extra-durable construction. The hard-shell design is covered in leather for a traditional look, while the locking hinged lids offer modern convenience and security. Styled to complement the sleek, narrow Dyna motorcycle profile, these bags offer plenty of storage for a trip across town or across the country. Kit includes reflectors. Luggage capacity: 2400 cubic inches total.

91615-09A

Fits '02-later Dyna models (except FLD, '02-'05 FXDWG and '09-later FXDB with optional strut covers). '02-'05 models require separate purchase of Mounting Hardware Kit P/N 92025-09. '10-later FXDWG models require separate purchase of Turn Signal Relocation Kit P/N 68544-10. '09-later FXDB models require separate purchase of Turn Signal Relocation Kit P/N 68227-09. '13-later FXDB models equipped with side-mount license plate requires License Plate Relocation Kit P/N 67900130. '16-later FXDLS models require separate purchase of Turn Signal Relocation Kit P/N 68227-09 and Side Mount License Plate Kit P/N 60938-10 or 60978-10. All other years and models (except FXDF and FXDWG) require separate purchase of Turn Signal Relocation Kit P/N 68732-02A (Domestic), 68733-02A (International) or Layback License Plate Kit P/N 60215-06. Not for use with Rear Axle Covers on FXDF and FXDWG models.

B. DISTRESSED BLACK LEATHER SADDLEBAGS

Step over to the dark side. Distressed black leather with hints of coffee brown and aged buckles provide a weathered, "anti-chrome" look to your blacked-out ride. The riveted Dark Custom® logo patch on the rear of each bag completes the edgy, tradition-breaking appearance. Luggage capacity: 2380 cubic inches total.

88200-09A

Fits '02-later Dyna models (except FLD, '02-'05 FXDWG and '09-later FXDB with optional strut covers). '02-'05 models require separate purchase of Mounting Hardware Kit P/N 92025-09. '09-later FXDB models require separate purchase of Turn Signal Relocation Kit P/N 68227-09. '10-later FXDWG models require separate purchase of Turn Signal Relocation Kit P/N 68544-10. '13-later FXDB models equipped with side-mount license plate requires License Plate Relocation Kit P/N 67900130. '16-later FXDLS models require separate purchase of Turn Signal Relocation Kit P/N 68227-09 and Side Mount License Plate Kit P/N 60938-10 or 60978-10. All other years and models (except FXDF and FXDWG) require separate purchase of Turn Signal Relocation Kit P/N 68732-02A (Domestic), 68733-02A (International) or Layback License Plate Kit P/N 60215-06. Not for use with Rear Axle Covers on FXDF and FXDWG models.



A. RIGID LOCKING LEATHER SADDLEBAGS



B. DISTRESSED BLACK LEATHER SADDLEBAGS

NOTE: Some Harley-Davidson® saddlebags are made of leather. Fine leathers or other natural materials WILL gain "character," such as wrinkles or wear, with age. This is normal. A fine, aged patina and character wrinkles are a sign of the extremely high quality materials used to construct your saddlebags. The appearance of scars or marks on the leather are a result of using natural leather panels and should not be thought of as an imperfection. Please use Harley-Davidson Leather Protectant P/N 93600034 to protect your investment.

Not all products are available in all countries – please consult your dealer for details.



C. BAR & SHIELD LEATHER SADDLEBAGS

C. BAR & SHIELD® LEATHER SADDLEBAGS

These genuine leather saddlebags deliver style and large capacity all in one. Constructed around a rigid plastic tub for long term durability, the leather bag features a stylish design with lines that enhance the smooth Dyna model profile. The leather saddlebags provide custom looks and tons of storage space for the road. Hidden quick-release closures add packing convenience. Luggage capacity: 2380 cubic inches total.

90369-06D

Fits '02-later Dyna models (except FLD, '02-'05 FXDWG and '09-later FXDB with optional strut covers). '02-'05 models require separate purchase of Mounting Hardware Kit P/N 92025-09. '09-later FXDB models require separate purchase of Turn Signal Relocation Kit P/N 68227-09. '10-later FXDWG models require separate purchase of Turn Signal Relocation Kit P/N 68544-10. '13-later FXDB models equipped with side-mount license plate requires License Plate Relocation Kit P/N 67900130. '16-later FXDLS models require separate purchase of Turn Signal Relocation Kit P/N 68227-09 and Side Mount License Plate Kit P/N 60938-10 or 60978-10. All other years and models (except FXDF and FXDWG) require separate purchase of Turn Signal Relocation Kit P/N 68732-02A (Domestic), 68733-02A (International) or Layback License Plate Kit P/N 60215-06. Not for use with Rear Axle Covers on FXDF and FXDWG models.

D. SYNTHETIC LEATHER SADDLEBAGS

These synthetic leather saddlebags deliver both style and large capacity at a low cost. The rigid plastic tub is wrapped in synthetic leather for long-term durability. The bag features a large protective lid with hook-and-loop and snap closure and an inner pocket for small item storage. Luggage capacity: 2380 cubic inches total.

90564-06D

Fits '02-later Dyna models (except FLD, '02-'05 FXDWG and '09-later FXDB with optional strut covers). '02-'05 models require separate purchase of Mounting Hardware Kit P/N 92025-09. '09-later FXDB models require separate purchase of Turn Signal Relocation Kit P/N 68227-09. '10-later FXDWG models require separate purchase of Turn Signal Relocation Kit P/N 68544-10. '13-later FXDB models equipped with side-mount license plate requires License Plate Relocation Kit P/N 67900130. '16-later FXDLS models require separate purchase of Turn Signal Relocation Kit P/N 68227-09 and Side Mount License Plate Kit P/N 60938-10 or 60978-10. All other years and models (except FXDF and FXDWG) require separate purchase of Turn Signal Relocation Kit P/N 68732-02A (Domestic), 68733-02A (International) or Layback License Plate Kit P/N 60215-06. Not for use with Rear Axle Covers on FXDF and FXDWG models.



D. SYNTHETIC LEATHER SADDLEBAGS

NOTE: Some Harley-Davidson® saddlebags are made of leather. Fine leathers or other natural materials WILL gain "character," such as wrinkles or wear, with age. This is normal. A fine, aged patina and character wrinkles are a sign of the extremely high quality materials used to construct your saddlebags. The appearance of scars or marks on the leather are a result of using natural leather panels and should not be thought of as an imperfection. Please use Harley-Davidson Leather Protectant P/N 93600034 to protect your investment.

Not all products are available in all countries – please consult your dealer for details.

182 DYNA®

Saddlebags

A. HDMC™ MESSENGER BAG

Take to the road in style. This bag is crafted to serve as a practical commuter and as a stylish day bag—both on and off the bike. The soft and flexible sling bag features a padded shoulder strap with a cross-chest stabilizer strap that securely holds the bag in place across your back. Or you can secure the bag to the sissy bar with the wide adjustable hook-and-loop flap and quick release tabs. The genuine canvas bag is trimmed with contrasting web straps, distressed metal buckles and a comfortable carrying handle. The exterior of the bag features a newspaper pocket, a side pocket, and bold stenciled HDMC graphics. Behind the wide flap, the water-resistant inner cavity features a 10.0" x 15.0" padded laptop compartment, a padded tablet pocket, and separate pockets to store cell phones, pens, glasses and more. The bag also includes a rubberized port for easy headphone connection. Dimensions: 19.0" W x 3.5" D x 13.5" T.

Installation requires a sissy bar upright, backrest pad and luggage rack (if not mounting on passenger pillion).

93300101 Army Green.

93300100 Brown/Tan.

93300099 Black/Silver.

B. LEATHER THROW-OVER SADDLEBAGS

These traditional Leather Throw-Over Bags feature large side gussets for increased capacity and full-length straps with hidden quick-disconnect clips for easy access.

91008-82C

Fits '82-later XL (except XL1200T), '08-later Dyna (except FLD) and '84-'99 Softail® models equipped with H-D® Chrome Saddlebag Supports.

C. SINGLE-SIDED SWINGARM BAG

Less is more. With enough room for the essentials, these stylish Swingarm Bags eliminate the need to stuff your pockets or bungee a bag across the passenger pillion. Shaped to hug the contour of your bike's frame, these compact bags add an old school look. Bags are constructed of heavyweight leather and feature a pouch-style flap lid that is secured with two quick-disconnect clips that are hidden behind traditional straps and buckles. The semirigid-backed bag is secured to the left side of the bike with easy-to-install brackets and adjustable straps. Luggage capacity: 265 cubic inches total.

90200570 Black Leather.


Fits '06-later Dyna models (except FLD) equipped with Solo Seats. Requires removal of passenger pegs.

NEW



A. HDMC MESSENGER BAG – ARMY GREEN

NEW



A. HDMC MESSENGER BAG – BROWN/TAN

NEW



A. HDMC MESSENGER BAG – BLACK/SILVER



B. LEATHER THROW-OVER SADDLEBAG



C. SINGLE-SIDED SWINGARM BAG – BLACK LEATHER

DYNA® 183

Saddlebags & Luggage



D. CHROME SADDLEBAG SUPPORTS



**E. SADDLEBAG TRAVEL-PAKS
(91959-97 SHOWN)**

D. CHROME SADDLEBAG SUPPORTS

Fit with or without Sissy Bar Uprights, attach easily and protect bags from contacting brake and swingarm.

91017-10A

Fits '08-later Dyna models (except FLD). Does not fit with H-D® Detachables™ sissy bars or racks.

E. SADDLEBAG TRAVEL-PAKS

Water-resistant liners make packing easy. Feature inner pockets for extra storage and an embroidered Bar & Shield® logo.

91959-97

Liner dimensions: 12.0" W x 10.0" T x 5.0" D.

91486-01

Fits XL and Dyna models equipped with Color-Matched Hard Saddlebags.

F. UNIVERSAL SADDLEBAG LOCK KIT

Keep the contents of your existing soft-sided saddlebags safe from the grab-and-go thief. This unique kit features two extra-small barrel locks that can replace existing saddlebag snaps to perform double duty as locks or as snaps when you don't need to lock your bags. Can be keyed to match your barrel-style ignition key. Sold in pairs.

Fits most soft-sided leather and vinyl saddlebags. Does not fit FLHRC and FLHRS.

90300003 Keyed To Match.

90300017 Random Key Code.

G. REAR DOCKING HARDWARE COVER KIT

Disguise the rear docking hardware with these easy-to-install covers. The caps slide over the exposed docking points and are held in place by a strong magnetic pull. The caps are easy to remove when you wish to reinstall detachable accessories. Covers are available with brilliant chrome or durable gloss black finish to match your bike's attitude. Sold in pairs.

Fits many accessory docking hardware kits. Refer to the fitment matrix in this P&A Catalog page 597 for details.

48218-10 Short Chrome (pair).

48220-10 Large Chrome (pair).

48035-09 Small Chrome (pair).

48221-10 Short Black (pair).

48223-10 Large Black (pair).

48225-10 Small Black (pair).



F. UNIVERSAL SADDLEBAG LOCK KIT



**G. REAR DOCKING HARDWARE COVER KIT –
CHROME**



**G. REAR DOCKING HARDWARE COVER KIT –
GLOSS BLACK**

*Not all products are available in all countries –
please consult your dealer for details.*

184 DYNA®

Electrical Accessories

AUXILIARY POWER PORTS

Power your cell phone, GPS, portable music player or tire inflator from this handy 12-volt power port. The conventional style power outlet accepts most 12V automotive power adapter plugs, and features a pop-top cover to protect the port while not in use.

A. AUXILIARY POWER PORT – HANDLEBAR MOUNT

Ideal for powering handlebar-mounted accessories, this elegant cast housing securely clamps to the handlebar to keep your power port within easy reach.

Fits '15-later XG, '14-later XL, '12-later Dyna, '11-later Softail®, '14-later Road King® and models with either 1" or 7/8" diameter handlebars. '17-later Road King requires separate purchase of Electrical Connection Kit P/N 69201599.

69200971 Chrome.

69200970 Black.

Fits '12-later Dyna, '11-later Softail and '14-later Road King models with 1-1/4" diameter handlebars. '17-later Road King requires separate purchase of Electrical Connection Kit P/N 69201599.

69200855 Chrome.

69200854 Black.

B. AUXILIARY POWER PORT – SADDLEBAG MOUNT

This convenient power port mounts to the inside wall of the saddlebag, allowing you to charge cell phones and music players in an out-of-site location. Power port features a quick-disconnect plug for use with detachable saddlebags.

69200091

Fits models equipped with 12-volt battery. Does not fit VRSC™ or XG models, throw-over or swingarm bags. Not for use with Accessory Fitted Liners or Premier Liners. Requires separate purchase of Battery Charging Harness P/N 94624-97B, if not already equipped.

C. AUXILIARY POWER PORT – HORN MOUNT

This fuse-protected power port is conveniently located in an easily accessible location just off the horn mount bracket.

69201136

Fits EFI equipped models equipped with a side-mount horn (except XG models).



A. AUXILIARY POWER PORT – HANDLEBAR MOUNT, CHROME



A. AUXILIARY POWER PORT – HANDLEBAR MOUNT, BLACK



B. AUXILIARY POWER PORT – SADDLEBAG MOUNT



C. AUXILIARY POWER PORT – HORN MOUNT

FINDING THE RIGHT FIT

The relationship between the seat, the handlebar and the foot controls has an enormous impact on the comfort, control, and confidence you feel when riding your motorcycle. Once you've picked the bike, it's time to choose the options that match your ride to your personal dimensions.



SUSPENSION

Adjusting your motorcycle's ride height by raising or lowering the suspension is often the first step in fitting the bike to your stature. Being sure-footed at a stop can really increase your sense of confidence.

Not all products are available in all countries – please consult your dealer for details.

ESTABLISH YOUR POSITION




HANDLEBARS

Where the bar positions your arms, hands and wrists directly impacts how you feel on the motorcycle. Choose a bar that falls easily to hand, and does not pull you out of the seat when maneuvering.



SEATS

Seat height and shape impact rider comfort, fit and confidence. Where the seat positions you relative to the foot controls, hand controls and the ground plays a major role in the quality of your ride.



FOOT CONTROLS

Repositioning your feet can relieve muscle tension, take pressure off the tailbone and reduce fatigue. The correct riding position can add hours of comfort and hundreds of miles to your daily saddle time.

| 2017 | SUSPENSION | SEATS | HANDLEBARS | FOOT SUPPORTS |
|-------|---|--|---|--|
| FXDL | Low Suspension is Stock Premium Cartridge Forks Premium Emulsion Shocks | Badlander™ Seat Low Profile Seat Reach™ Seat Tallboy™ Seat Sundowner Seat Signature Series Seat | Extreme Reach Bar | Further-Forward Mid Controls are Stock Reduced Reach Forward Controls Standard Forward Controls Adjustable Highway Pegs |
| FXDLS | Premium Cartridge Forks are Stock Premium Emulsion Shocks are Stock | Badlander Seat Low Profile Seat Reach Seat Tallboy Seat Sundowner Seat Signature Series Seat | Extreme Reach Bar | Further-Forward Mid Controls are Stock Reduced Reach Forward Controls Standard Forward Controls Adjustable Highway Pegs |
| FXDB | Low Suspension is Stock Premium Cartridge Forks Premium Emulsion Shocks | Badlander Seat Low Profile Seat Reach Seat Tallboy Seat Sundowner Seat Signature Series Seat | Extreme Reach Bar Fat Drag Bar Hollywood Bar Street Slammer Bar Chizeled Bar Fat Chizeled Bar Fat 12" or 16" Ape Bar Narrow Beach Bar Beach Bar | Mid Controls are Stock Further Forward Mid Controls Standard Forward Controls Reduced Reach Forward Controls Rider Footboards Adjustable Highway Pegs |
| FXDF | Profile Low Forks Premium Cartridge Forks Premium Emulsion Shocks | Badlander Seat Low Profile Seat Reach Seat Tallboy Seat Sundowner Seat Signature Series Seat | Extreme Reach Bar Fat Drag Bar Street Slammer Bar Fat 12" or 16" Ape Bar Beach Bar | Forward Controls are Stock Reduced Reach Forward Controls |
| FXDWG | Low Suspension is Stock Premium Emulsion Shocks | Badlander Seat Reach Seat Tallboy Seat Sundowner Seat Signature Series Seat | Extreme Reach Bar Fat Drag Bar Hollywood Bar Street Slammer Bar Fat 12" or 16" Ape Bar Beach Bar | Forward Controls are Stock Reduced Reach Forward Controls |

PREMIUM RIDE SUSPENSION

Whether you're cruising the highway, carving up a county road, or navigating city streets, the suspension needs to support the motorcycle's weight, steer, provide traction, smooth out bumps, and provide a feeling of confidence in the corners. Harley-Davidson® Premium Suspension components are tuned to deliver crisp handling and a satisfying ride wherever the road takes you.



TRIPLE RATE SPRINGS
Triple rate spring and oil lock absorb bumps even under heavy braking

NITROGEN GAS CHARGED
Nitrogen gas resists oil aeration for improved damping
Works with internal valve stack for a plush ride and improved rider feel and confidence

PRELOAD ADJUSTMENT
Adjusts for rider sag-the amount the suspension drops under the weight of the rider and cargo
Critical to setting the proper suspension travel to soak up large potholes and absorb large bumps

REBOUND SPRINGS
Provides smooth feel during suspension topping

INTERNAL VALVE STACK
Provides superior damping for rider control on bumpy surfaces and in corners

LOW VISCOSITY OIL
Shocks react quickly to impacts and keep the tire tracking the road surface

CARTRIDGE
Piston/Valve Stack delivers a linear damping force curve for consistent feel throughout compression & extension

VARIABLE RATE SPRINGS
Provides smooth ride in everyday riding conditions, and firms up under load or rough roads

COMPRESSION PISTON
Designed to provide excellent low speed damping for better feel

URETHANE BUMPERS
Softer feel and improved control if the shocks bottom under load

Not all products are available in all countries – please consult your dealer for details.



A. PREMIUM RIDE SINGLE CARTRIDGE FORK KIT



A. PREMIUM RIDE SINGLE CARTRIDGE FORK KIT

This Single Sided Cartridge Fork provides improved handling performance by keeping the tire in contact with the road surface. Tuned to work in concert with the Premium Emulsion Rear Shocks, the fork damping is controlled by a specifically calibrated piston and valve stack. Unlike typical orifice damping, the piston/valve system helps the cartridge fork achieve a linear damping force curve for consistent feel throughout the compression and extension of the front suspension. The cartridge allows the forks to react quickly to rough roads, inspiring rider confidence in sweeping corners. The compression piston provides excellent low speed damping for a better rider feel, and the rebound spring provides a smoother feel during topping. The cartridge fork resists bottoming and dive, and the triple rate spring and oil lock allows the forks to absorb bumps even under hard braking – giving the rider more control while resisting wheel hop. A perfect addition during the installation of chrome or gloss black lower fork sliders, the kit includes fork pipe, cartridge, fork bolts, main springs and oil seals.

45400058

Fits '06-later Dyna models (except FLD, FXDWG and '07-'08 FXDSE). Original Equipment on FXDLS models.

B. PREMIUM RIDE EMULSION SHOCKS

Experience a comfortable and confidence-inspiring ride – no matter the pavement conditions – with Harley-Davidson® Premium Ride Emulsion Shocks. These fast acting mono-tube nitrogen gas-charged shocks offer enhanced compression and rebound damping control when compared to typical twin-tube shock absorbers. The nitrogen gas charged shocks resist oil aeration and work with the internal valve stack to provide superior damping control in the twisties. The large 36mm pistons and low viscosity high-performance oil allow these shocks to react quickly to impacts and keep the tires tracking the road surface. You get a controlled ride and minimized bottoming harshness transmitted through the frame. The locking threaded adjustment lets you fine tune the spring preload to your current riding conditions – whether a solo run on the back roads or a fully-loaded two-up freeway tour – and urethane bumpers provide a softer feel if the shock bottoms under load. The beautifully-finished shocks feature black-anodized billet top caps and black progressively-wound springs. Kit includes left and right shock and preload adjustment spanner wrench.

54000066 Stock Height.

Fits '06-later Dyna models (except FLD and '07-'08 FXDSE). Original Equipment on FXDLS models.

C. PREMIUM PROFILE™ LOW REAR SUSPENSION KIT*

Introduced on the '08 FXDF model, these custom rear shocks lower your bike while they raise the level of style. These low-profile shocks lower the seat height by approximately 1.0". The rear shock and spring is completely covered with mirror-polished and chrome-plated sleeves for a sleek, beefy look.

54619-08

Fits '07-later FXD, FXDC and FXDWG models. Stock on '08-later FXDF. Fits but does not lower '07-later FXDL, FXDB and '10-later FXD, FXDC and FXDWG models. '07 Dyna models require separate purchase of Chrome Belt Guard Kit P/N 60633-08. Does not fit with H-D® Detachables™ Saddlebags P/N 90181-08.



B. PREMIUM RIDE EMULSION SHOCKS



C. PREMIUM PROFILE LOW REAR SUSPENSION KIT



***WARNING:** Installation of any accessory suspension components may affect cornering clearance and jiffy stand operation. This could distract the rider, causing loss of control and death or serious injury.



***WARNING:** The Profile Low Front Spring Kit cannot be used independently and must be used with the appropriate Profile Rear Shock Lowering Kit. Installation of any accessory suspension components may affect cornering clearance and jiffy stand operation. This could distract the rider, causing loss of control and death or serious injury.

188 DYNA®

Foot Controls

DYNA FOOT CONTROLS

A long stretch to the controls or a "knees-high" cramped riding position puts strain on your body after even a short ride. Repositioning your feet on the controls relieves muscle tension, takes pressure off the tail bone, and reduces rider fatigue. Where your feet contact the controls can often determine how many miles you can put on in a day.

Dyna models can be equipped with the following foot control configurations:

MID-CONTROLS:

Positions the feet below the knee for a sporting riding posture.

FURTHER FORWARD MID-CONTROLS:

Achieves a comfortable foot-down riding position for the taller rider.

REDUCED REACH FORWARD CONTROLS:


Provides a foot-forward boulevard style without straining to reach the controls.

STANDARD FORWARD CONTROLS:

Stretches the legs for a "feet-in-the-wind" laid back profiling posture.

FLOORBOARDS:

Supports the entire foot and places the rider in a comfortable upright position.



FOOT CONTROL POSITION COMPARISON



STANDARD FORWARD CONTROLS



REDUCED REACH FORWARD CONTROLS



FURTHER FORWARD MID-CONTROLS



WARNING: Installation of accessory Forward Control Kits may affect cornering clearance. This could distract the rider, causing loss of control, resulting in death or serious injury.

Not all products are available in all countries – please consult your dealer for details.



A. STANDARD FORWARD CONTROLS – CHROME



A. STANDARD FORWARD CONTROLS – GLOSS BLACK



B. REACH FORWARD CONTROL KIT – CHROME



B. REACH FORWARD CONTROL KIT – GLOSS BLACK



C. REACH FORWARD CONTROL CONVERSION KIT



D. FURTHER FORWARD MID-CONTROL KIT

A. STANDARD FORWARD CONTROLS*

Stretch out for maximum comfort and style. This complete kit includes all components necessary to convert a mid-control equipped Dyna model to forward controls. Moves controls 11.0" forward from mid-control foot position. Kit is available in chrome or gloss black to match your customizing style.

Fits '06-later Dyna models with mid-controls. FLD models require separate purchase of footpegs.

49080-06A Chrome.

49021-09 Gloss Black.

Fits '93-'05 Dyna models. Stock on '03-'05 FXDWG models. Not for use with Engine Guard on FXD and FXDL models.

49080-03A Chrome.

B. REACH™ FORWARD CONTROL KIT*

Want to stretch the riding position of your mid-control equipped model, but not comfortable with the long reach to factory-position forward controls? This complete kit is the perfect alternative. It positions the feet up and forward 10.0" from the mid-control position, but 1.0" closer to the rider than the standard position factory forward controls, placing the rider's boot at a comfortable pivot point for improved support and leverage. Available in chrome or gloss black finish, the kit includes left and right footpeg supports, brake and shift lever assemblies, brake and shift linkages and all required hardware.

Fits '06-later Dyna models equipped with mid-controls. FLD models require separate purchase of footpegs.

50700008 Chrome.

50700007 Gloss Black.

C. REACH FORWARD CONTROL CONVERSION KIT*

Love the look and riding position you get with forward controls but not comfortable with the long stretch forward? This Forward Control Conversion Kit repositions the Original Equipment footpegs and foot controls up and back by over 1.0", positioning the controls closer to the rider for added comfort and confidence. The reduced reach places the rider's boot at the proper pivot point for improved leverage, while maintaining the "foot-forward" riding profile. This easy-to-install Conversion Kit includes heavy-duty steel mounts and shortened brake rod and reuses Original Equipment control supports and brake and shift levers or can be personalized with your choice of custom lever styles.

50700005

Fits '06-later Dyna models (except FLD) equipped with forward controls.

D. FURTHER FORWARD MID-CONTROL KIT

Feel a little cramped when your feet are placed on the standard-location mid-controls? This kit repositions the controls 2.0" forward of the stock location, eliminating the "knees-high" riding attitude while maintaining a sporty upright riding posture. The forward location provides an open path for your feet to aid maneuvering the bike while parking and improves access to the jiffy stand for a shorter rider. Kit includes chrome left and right footrest brackets, highly polished brake lever and chrome shift lever. Use stock footpegs, brake and shift linkages or, choose from other Dyna collection offerings to complete your look.

50500386

Fits '06-later Dyna models with mid-controls. Original Equipment riding position on '14-later FXDL and FXDLS models.



***WARNING:** Installation of accessory Forward Control Kits may affect cornering clearance. This could distract the rider, causing loss of control, resulting in death or serious injury.

190 DYNA®

Foot Controls

A. RIDER FOOTBOARD KIT

Convert your Dyna model to touring-oriented footboard-based controls. Ideal for riders with an inseam too long for mid-controls or for riders who prefer the extra foot room on long rides, this complete kit moves the foot brake and shift lever forward from the standard position. The installation places the rider into a comfortable upright posture with a flat foot and bent knee profile. This position provides additional support by allowing the legs to take some of the rider's weight, while providing the freedom to reposition the feet during the ride. The kit includes left and right footboards with inserts, footboard supports, brake lever, brake and shift linkage, brake pedal pad and all required hardware. Installation reuses Original Equipment shift lever. Customize the look by adding your choice of accessory traditional D-shaped rider footboard inserts and large brake pedal pads.

50500247

Fits '06-later FXD, FXDB and FXDC, '06-'13 FXDL and '06-'08 FXDWG models. Stock on '12-'16 FLD models. Fits '17-later FXDBP and FXDBC. Does not fit with frame mounted highway pegs.



A. RIDER FOOTBOARD KIT

B. RIDER FOOTBOARD HEEL GUARD

Avoid damaged boots and hours of cleaning melted rubber scuff marks from your exhaust shield. This Heel Guard mounts to the right-side rider footboard and protects your boot from contact with the hot exhaust shield. The subtle curved shape keeps the boot heel away without restricting fore-and-aft movement of the rider's foot. Kit includes chrome guard with cutaway Bar & Shield® logo and all mounting hardware.

50500225

Fits '12-'16 FLD, '86-later FL Softail®, '86-later Touring and '09-later Trike models equipped with Traditional and Swept Wing footboards. Does not fit models equipped with Half-Moon, Tapered, Airflow, Defiance or Burst footboards, Extended Reach Rider Footboards P/N 50409-04 or 54145-10, Rider Running Boards P/N 50500158 or Screamin' Eagle® Fat Exhaust Shields.



B. RIDER FOOTBOARD HEEL GUARD

C. REAR MASTER CYLINDER COVER – CHROME

An easy way to add chrome to your bike with this chrome-plated version of the stock master cylinder cover.

46425-05A

Fits '06-later Dyna non-ABS models, '06-later Softail and '05-'07 Touring models.



C. REAR MASTER CYLINDER COVER – CHROME

D. RIDER FOOTPEG HEEL RESTS

Give your feet a rest while you're stretching out on your forward controls. These adjustable billet-style Rider Footpeg Heel Rests reduce fatigue and make you look as good as you feel. Just add a pair of matching shifter pegs to complete the custom look (sold separately).

50227-01

Fits '93-'02 FXDWG and '89-later FX Softail models. Also fits Dyna models equipped with Forward Control Kit P/N 49080-06A, 49021-09 or 49080-93A.



D. RIDER FOOTPEG HEEL RESTS

E. JIFFY STAND EXTENSION KIT

Jiffy Stand Extension kits have been ergonomically designed to simplify the deployment and retraction of the jiffy stand. The extension is shaped to simplify locating the tab with your boot and aid in swinging the jiffy stand into position. The move feels natural and adds confidence when parking your motorcycle in a tight spot. Kit mounts to Original Equipment jiffy stand and includes all required mounting hardware.

50000032

Fits '93-later Dyna models (except FXDFSE, FXDS-CONV, FXDSE, FXDWG2, FXDWG3, FXDX, FXDXT, '99-'00 FXR and '01-'04 FXDL).



E. JIFFY STAND EXTENSION KIT



F. BILLET STYLE REAR BRAKE LEVER – CHROME



G. BILLET STYLE SHIFT LEVER – CHROME



F. BILLET STYLE REAR BRAKE LEVER – EDGE CUT



G. BILLET STYLE SHIFT LEVER – EDGE CUT



F. BILLET STYLE REAR BRAKE LEVER – SATIN BLACK



G. BILLET STYLE SHIFT LEVER – SATIN BLACK



H. CUSTOM GEAR SHIFT LINKAGES

F. BILLET STYLE REAR BRAKE LEVER

Styled to complement our billet style mirror stems and hand and foot controls, these slotted Rear Brake Levers are forged from 2014-T6 aluminum, then machined and polished for a beautiful, custom look. Available in your choice of mirror chrome, satin black powder coat or edge cut black anodized and machined aluminum finishes. Brake Pedal Pads sold separately.

Fits '03-later Dyna models equipped with forward controls. '06-later models require separate purchase of a new brake pedal pad.

42666-03 Chrome.

41600003 Edge Cut.

46873-09 Satin Black.

G. BILLET STYLE SHIFT LEVER

Styled to complement our billet style mirror stems, these Billet Style Shift Levers are forged from 6061-T6 aluminum, then machined and finished in chrome, satin black or edge cut styles for a beautiful, custom look. Includes chrome hardware.

Fits '91-later Dyna (except '14-later FXDL, FXDLS or models equipped with Further Forward Mid-Control Kit P/N 50500386) and '90-later FX Softail® models.

34539-00 Chrome.

34043-10 Edge Cut.

34016-08 Satin Black.

H. CUSTOM GEAR SHIFT LINKAGES

Kick your custom into gear with this collection of high-quality custom shift linkages. Available in a variety of designs to match your bike's style, these linkages feature aircraft-quality rod ends for easy adjustment and smooth operation. The easy-to-install linkage kit includes a transmission lever cover and decorative acorn nuts and bolts for a complete custom look.

Fits '06-later Dyna models equipped with forward controls.

1. 33745-09 Black Anodized Slotted.

2. 34848-09 Skull.

3. 33761-09 Slotted with Bar & Shield Logo.

192 DYNA®

Foot Controls

A. PASSENGER FOOTPEG SUPPORT KIT – WRINKLE BLACK

Add footpegs to your solo seat-equipped Dyna motorcycle. Kit includes wrinkle black finished left and right footpeg supports and mounting hardware. Footpegs and footpeg hardware sold separately.

50210-06 Fits '06-later Dyna models.

B. PASSENGER FOOTPEG SUPPORT KIT – CHROME

These chrome-plated supports add a touch of style to your Dyna motorcycle. Kit includes left and right supports. Footpegs and footpeg hardware sold separately.

49249-06 Fits '06-later Dyna models.

C. PASSENGER FOOTBOARD SUPPORT KIT

Add the comfort and convenience of passenger footboards to your Dyna motorcycle. This Support Kit is designed to allow installation of Traditional D-Shaped, Swept Wing, Tapered or Old-Style Passenger Footboards (sold separately) on Dyna models. Kit includes left and right supports, footboard mount hinge pins and installation hardware.

Fits '06-later Dyna models.

49279-06 Chrome.

49349-07 Black.

D. ADJUSTABLE PASSENGER FOOTPEG MOUNT KIT

Maximize your passenger's riding comfort. Proper foot position reduces the cramped or stretched-out feeling and relieves pressure on the knees and the tail bone. These Adjustable Mounts raise and lower the passenger footpeg to accommodate taller and shorter passengers. Easy to adjust with common tools, the mount adjusts through a 360° range (depending on model), allowing both fore and aft and up and down height adjustment. Kit includes left and right adjustable support assembly and all required mounting hardware. Footpegs sold separately.

50763-09

Fits models with H-D® male-mount style passenger footpeg supports (except Softail® models). Does not fit with Heel Raiser Footpeg Kit P/N 50178-09. Does not fit the rider position.



A. PASSENGER FOOTPEG SUPPORT KIT – WRINKLE BLACK



B. PASSENGER FOOTPEG SUPPORT KIT – CHROME



C. PASSENGER FOOTBOARD SUPPORT KIT – BLACK



C. PASSENGER FOOTBOARD SUPPORT KIT – CHROME



D. ADJUSTABLE PASSENGER FOOTPEG MOUNT KIT

DYNA® 193

Foot Controls



E. MINI FOOTBOARD KIT – (LARGE CHROME SHOWN)



E. MINI FOOTBOARD KIT

E. MINI FOOTBOARD KIT*

This Footboard Kit can be installed in place of traditional footpegs and provides a little additional leg support and more options to move your legs around on a long ride. Mini Footboards mount to the standard H-D® style footpeg supports and can be used in many rider, passenger and highway peg applications. Sole-gripping rubber complements Original Equipment or accessory footboards and footpegs and adds vibration isolation and a rich appearance.

Fits rider position:

VRSC™ models with forward controls (except VRSCDX and VRSCF), '06-earlier XL, '07-'10 XL883, XL883C, XL883R, XL1200C, XL1200R and '07-'11 XL1200L, Dyna models (except FLD) and Softail® models with forward controls (except FXCW, FXCWC, FXS, FXSB or FXSBSE).

Fits passenger position:

All models with H-D male-mount passenger peg mounts (except '06-earlier VRSC, '03-earlier XL, '05-earlier Dyna and Softail models equipped with Shotgun exhaust). Softail models require separate purchase of Support Kit P/N 50454-09.

Fits highway peg position:

All models with frame-mount or engine guard-mount highway pegs (except Whiskers Adjustable Highway Bar P/N 50855-09 and 50865-09).

50500139 Small 3.0" – Chrome.

50500144 Small 3.0" – Gloss Black.

50500109 Large 4.0" – Chrome.

50500124 Large 4.0" – Gloss Black.

F. PASSENGER FOOTBOARD PANS – CHROME

Replace the factory black painted passenger footboard with the custom look of smooth chrome. The kit includes left- and right-hand traditional D-shaped footboard pans, chrome-plated and ready to install with your Original Equipment hardware. Footboard inserts and footboard supports sold separately.

50752-04

Fits '06-later Dyna, '00-later Softail and '86-later Touring and Trike models equipped with passenger footboard supports.



F. PASSENGER FOOTBOARD PANS – CHROME

G. SWEEP WING PASSENGER FOOTBOARD PANS

These unique Sweep Wing Passenger Footboard pans complement the Sweep Wing Rider Footboard shape and allow you to replace the Original Equipment passenger footpegs on certain models with footboards. When folded, the footboard displays a mirror chrome surface in your choice of smooth or "ball-milled" grooved design. Footboard inserts and footboard supports sold separately.

Fits '06-later Dyna, '00-later Softail and '86-later Touring models equipped with passenger footboard supports. Does not fit Trike models.

50357-04 Chrome – Grooved.

50716-04 Chrome – Smooth.



G. SWEEP WING PASSENGER FOOTBOARD PANS – CHROME GROOVED



G. SWEEP WING PASSENGER FOOTBOARD PANS – CHROME SMOOTH

H. HALF-MOON PASSENGER FOOTBOARD PANS AND INSERTS

Styled to match the Half-Moon Rider Footboards, these classic passenger footboards add both style and comfort to your nostalgic ride. Available in mirror-finish chrome or gloss black finish, the kit includes left and right footboard pan and vibration-isolation footboard inserts. Model-specific footboard mounts are sold separately.

Fits '06-later Dyna, '00-later Softail and '86-later Touring models equipped with passenger footboard supports. Does not fit Trike models.

50807-08 Chrome.

50810-08 Gloss Black.



H. HALF-MOON PASSENGER FOOTBOARD PANS – CHROME



H. HALF-MOON PASSENGER FOOTBOARD PANS – GLOSS BLACK



***WARNING:** Do not use highway pegs under normal stop and go operating conditions. Doing so could result in death or serious injury.

Not all products are available in all countries – please consult your dealer for details.

194 DYNA®

Foot Controls & Engine Guards

A. ADJUSTABLE HIGHWAY PEG MOUNTING KIT*

Versatility with style and comfort. Choose from several H-D® custom footpegs to complete the cruiser look. Easy to install.

49002-98

Fits Dyna models with Original Equipment mid-controls or Further Forward Mid-Control Kit P/N 50500386. Will not fit models equipped with engine guards.

B. HIGHWAY PEG MOUNTING KIT*

Kick back and cruise. Kit includes chrome mounting plates, chrome footpeg supports and all necessary mounting hardware. Uses H-D male-mount footpegs.

49019-95

Fits Dyna models with Original Equipment mid-controls or Further Forward Mid-Control Kit P/N 50500386. Will not fit models equipped with engine guards.

C. ENGINE GUARD KIT*

Protect your bike without sacrificing ground clearance or style. The one-piece Engine Guard is designed to complement the lines of the motorcycle and the available chrome or gloss black finish adds the perfect finishing touch.

For use with the mid or forward controls. Fits '06-later Dyna models. '14-later FXDL, FXDLS (all markets) and '15-later Dyna (India models only) require separate purchase of Horn Relocation Bracket P/N 69000058. Fits with Oil Cooler Kit P/N 26151-07. '07-'08 FXDSE and '09-'10 FXDFSE requires removal of front chin spoiler and separate purchase of Regulator Caddy P/N 70464-08A. '06-'11 models equipped with evap canister also require separate purchase of Canister Bracket P/N 47207-06.

49010-06 Chrome.

49320-09 Gloss Black.



A. ADJUSTABLE HIGHWAY PEG MOUNTING KIT



B. HIGHWAY PEG MOUNTING KIT



C. ENGINE GUARD KIT – CHROME



C. ENGINE GUARD KIT – GLOSS BLACK



***WARNING:** Do not use highway pegs under normal stop and go operating conditions. Doing so could result in death or serious injury.



***WARNING:** These guards may provide limited leg and cosmetic vehicle protection under unique circumstances (fall over while stopped, very low speed slide). They are not made nor intended to provide protection from bodily injury in a collision with another vehicle or any other object.

DYNA® 195

Engine Guards



D. MUSTACHE ENGINE GUARD – CHROME



D. MUSTACHE ENGINE GUARD – GLOSS BLACK



E. SWITCHBACK REAR SADDLEBAG GUARDS – CHROME



D. MUSTACHE ENGINE GUARD*

Combine classic shape and modern function for a unique twist on engine protection. The flow of this engine guard complements the bike's traditional style while the gracefully curved upper section incorporates highway pegs into the shape. The integrated rubber pads offer a comfortable and slip-resistant cushion for your feet while traveling the open road. One-piece engine guard kit includes all required mounting hardware.

Fits '06-later Dyna models, '14-later FXDL, FXDLS (all markets) and '15-later Dyna (India models only) require separate purchase of Horn Relocation Bracket P/N 69000058. Fits with Oil Cooler Kit P/N 26151-07. '07-'08 FXDSE and '09-'10 FXDFSE requires removal of front chin spoiler and separate purchase of Regulator Caddy P/N 70464-08A. '06-'11 models equipped with evap canister also require separate purchase of Canister Bracket P/N 47207-06. '12-later models equipped with evap canister require separate purchase of Canister Relocation Kit P/N 60800005.

49000077 Chrome.

49000078 Gloss Black.

Also available: (not shown)

HORN BRACKET ADAPTER

Required when mounting Engine Guard P/N 49010-06, 49320-09, 49000077, or 49000078 on '14-later FXDL (all markets) and '15-later Dyna (India models only).

69000058

Fits '14-later FXDL and FXDLS (all markets) and '15-later Dyna (India models only) equipped with Engine Guard P/N 49010-06, 49320-09, 49000077 or 49000078.

E. SWITCHBACK™ REAR SADDLEBAG GUARDS – CHROME*

Add protection and style to your ride. These chrome guards add a traditional Bagger look to the Dyna Switchback model and protect the leading edge of the saddlebags. The innovative design allows the guards to be removed with the detachable saddlebags for a stripped-down look and the integrated stand keeps the bags upright and off the ground when off the bike. Kit includes left and right guards and all necessary mounting hardware.

90201044

Fits '12-'16 FLD models.



***WARNING:** These guards may provide limited leg and cosmetic vehicle protection under unique circumstances (fall over while stopped, very low speed slide). They are not made nor intended to provide protection from bodily injury in a collision with another vehicle or any other object.

Not all products are available in all countries – please consult your dealer for details.

196 DYNA®

Chassis Trim – Front End

A. LOWER FORK SLIDERS – CHROME

These chrome-plated Lower Fork Sliders give your bike up-front style. A perfect addition during the installation of Premium ride Front suspension components. To ensure proper fitment and function, these sliders are manufactured from Original Equipment components. Form follows function, with polished, triple chrome-plating and a stamped Harley-Davidson® logo for product identification. Includes right and left side sliders.

45500267

Fits '14-later FXDL and FXDLS models with dual disc brakes.

45500064

Fits '06-later Dyna models (except FLD, FXDF, FXDLS, FXDWG, FXDFSE, FXDSE and '14-later FXDL).

45500065

Fits '08-later FXDF models.

45500066

Fits '06-later FXDWG models.

45500067

Fits '12-'16 FLD models.

46477-00

Fits '00-'05 FXDWG and '00-'06 FXST and FXSTB models.

B. FRONT END KIT – CHROME

The front forks on a Harley-Davidson motorcycle set the tone for the bike and can lead the way to a full-bore custom statement. So start customizing by adding chrome where it counts. A perfect addition during the installation of Premium ride Front suspension components, the kit includes fork sliders, chrome dust caps, axle nut covers and upper fork nut covers.

45800076

Fits '14-later FXDL and FXDLS models with dual disc brakes.



A. LOWER FORK SLIDERS – CHROME ('06 DYNA SHOWN)



B. FRONT END KIT – CHROME (45800076 SHOWN)



C. FRONT END KIT – GLOSS BLACK (45800075 SHOWN)



C. FRONT END KIT – GLOSS BLACK

Lead the way to the dark side. This complete blacked-out Front End Kit includes all the major components required to convert the Original Equipment satin-finished front end to a dark custom style. A perfect addition during the installation of Premium ride Front suspension components, the kit includes gloss black fork sliders, gloss black fork dust covers and gloss black front axle nut cover kit.

45800075

Fits '14-later FXDL models with dual disc brakes. Original Equipment on FXDLS.

45800010

Fits '08-later FXDWG models. Includes gloss black upper fork nut covers.

45800011

Fits '08-later Dyna models (except FLD, FXDF, FXDFSE, FXDLS, FXDSE, FXDWG and '14-later FXDL).

D. BILLET FORK SLIDER DUST COVERS

Oversized billet covers are designed to replace the Original Equipment dust caps, creating a big, beefy look to the front forks. Available in your choice of mirror chrome or gloss black finish, these covers are the perfect addition to matching accessory fork sliders and upper fork nut covers.

Fits '06-later Dyna models (except FLD and FXDSE). Does not fit with Screamin' Eagle® Chrome Fork Brace P/N 46634-06 or 46595-06A and Turn Signal Relocation Kit P/N 69433-08A.

46889-06 Chrome.

45800014 Gloss Black.

E. DECORATIVE FORK JOINT COVERS – CHROME

Add a bigger, beefy look to the fork slider dust covers without disassembling the front fork. This polished and chrome-plated kit is easy to install without tools.

45415-82

Fits '93-'05 FXDWG, '80-'86 FXWG, '84-'15 FXST and FXSTB and '84-'99 FXSTC models.

F. FRONT FENDER HARDWARE KIT – CHROME

Finish the show-winning look with brilliant chrome hardware. Manufactured to Original Equipment specifications, this kit replaces the zinc-plated exposed front fender mounting bolts with chrome-plated socket head cap screws.

94415-05

Fits '93-'05 FXDWG and '91-later Softail® models (except Springer®, FXCW, FXCWC, FXSB, FXSBSE, FXSE and FXSTD) models. Does not fit with Billet Fork Sliders or Inverted Front End Kit.



D. BILLET FORK SLIDER DUST COVERS – CHROME



D. BILLET FORK SLIDER DUST COVERS – GLOSS BLACK



E. DECORATIVE FORK JOINT COVERS – CHROME



F. FRONT FENDER HARDWARE KIT – CHROME

198 DYNA®

Chassis Trim – Front End

A. FRONT AXLE NUT COVERS

Cover the front axle in style. Available in your choice of styles, these custom Axle Nut Covers look great with Original Equipment satin-finish fork sliders or add the finishing touch to a complete chrome or blacked-out front end. Easy to install kits include all necessary mounting hardware. Sold in pairs.

Fits '02-'11 VRSC™ (except VRSCF and VRSCR), '15-later XG, '08-later XL, '08-later Dyna, '07-later Softail® (except Springer®, FLSTNSE, FXCW, FXCWC, FXSB, FXSBSE, FXSE, FXST-Aus and FXSTD) and '08-later Touring and Trike models.

44117-07A Chrome – Die-cast.

44116-07A Chrome – Billet.

43000026 Gloss Black – Die-cast.

43428-09 Gloss Black – Billet.

Fits '04-'07 Dyna (except '07 FXDSE and '04-'05 FXDWG) and '00-'07 Touring models.

43062-04 Chrome – Die-cast.

43061-04 Chrome – Billet.

Fits '88-'07 XL, '91-'03 FXD, FXDX, FXDXT, FXDL, FXDS-CONV, '93-'05 FXDWG, '88-'07 FXR, '87-later FLXR, FXRS-SP and FXWG, '84-'06 Softail (except Springer and FXSTD) and '80-'99 Touring models.

43899-86A Chrome – Die-cast.



A. FRONT AXLE NUT COVERS – CHROME



A. FRONT AXLE NUT COVERS – GLOSS BLACK

B. H-D® MOTOR CO. LOGO FRONT AXLE NUT COVERS

Die-cast, chrome-plated covers feature the Harley-Davidson® Motor Co. logo in black. Includes Allen®-head set screws and wrench for easy installation.

44148-07A

Fits '02-'11 VRSC (except VRSCF and VRSCR), '15-later XG, '08-later XL, '08-later Dyna, '07-later Softail (except Springer, FLSTNSE, FXCW, FXCWC, FXSB, FXSBSE, FXSE, FXST-Aus and FXSTD) and '08-later Touring and Trike models.

43063-04

Fits '04-'07 Dyna (except '07 FXDSE and '04-'05 FXDWG) and '00-'07 Touring models.



B. H-D MOTOR CO. LOGO FRONT AXLE NUT COVERS



C. BURST COLLECTION FRONT AXLE NUT COVERS

C. BURST COLLECTION FRONT AXLE NUT COVERS

Finish your blacked-out forks in style. Rich black and prismatic machined surfaces provide the contrast and the race-track ridges and the inner spider design make a powerful visual statement. Easy to install kit includes mounting hardware.

43000031

Fits '02-'11 VRSC (except VRSCF and VRSCR), '15-later XG, '08-later XL, '08-later Dyna, '07-later Softail (except Springer, FLSTNSE, FXCW, FXCWC, FXSB, FXSBSE, FXSE, FXST-Aus and FXSTD) and '08-later Touring and Trike models.

D. WILLIE G™ SKULL FRONT AXLE NUT COVERS

Add a little attitude to your ride. Styled to complement Harley-Davidson Skull accessory items, the menacing raised skull with black filled eyes leaps from a field of chrome. The surrounding Harley-Davidson Motorcycles script is the perfect finishing touch. The Axle Nut Covers are easy to install and include all necessary mounting hardware. Sold in pairs.

43163-08A

Fits '02-'11 VRSC (except VRSCF and VRSCR), '15-later XG, '88-later XL, '91-later Dyna, '84-later Softail (except Springer, FLSTNSE, FXCW, FXCWC, FXSB, FXSBSE, FXSE, FXST-Aus and FXSTD) and '99-later Touring and '09-later Trike models.



D. WILLIE G SKULL FRONT AXLE NUT COVERS

E. ALUMINATOR™ FRONT AXLE NUT COVERS

Chrome-plated billet aluminum axle covers feature a classic Bar & Shield® logo insert. Includes all necessary mounting hardware for easy installation.

44114-07

Fits '02-'11 VRSC models (except VRSCF and VRSCR), '15-later XG, '08-later XL, '08-later Dyna, '07-later Softail models (except Springer, FLSTNSE, FXCW, FXCWC, FXSB, FXSBSE, FXSE, FXST-Aus and FXSTD) and '08-later Touring models.



E. ALUMINATOR FRONT AXLE NUT COVERS



F. FORK AXLE RETAINER NUT KIT – CHROME



F. FORK AXLE RETAINER NUT KIT – CHROME



G. FORK SLIDER DRAIN SCREW KIT – CHROME

F. FORK AXLE RETAINER NUT KIT – CHROME

It's the details that count. Complete the chrome transformation by adding this finishing touch to your chrome fork sliders. This Fork Axle Retainer Nut Kit includes the stylish chrome-plated nuts and chrome lockwashers necessary to replace the stock hardware.

45813-03

Fits '91-'05 FXDWG, '86-'07 FLST, FLSTC, FLSTF and FLSTN, '91-'07 FXST and FXSTB, '07 FXST and '84-'13 Touring and Trike models.

G. FORK SLIDER DRAIN SCREW KIT – CHROME

This Fork Slider Drain Screw Kit includes two chrome-plated drain screws and the seals required to replace the stock hardware.

45848-03

Fits '93-'05 FXDWG, '87-later Softail® (except Springer®, FXCW, FXCWC, FXSB, FXSBSE, FXSE and FXSTD) and '87-'13 Touring and Trike models.

45815-03

Fits '73-'13 XL models (except XL883L, XL1200S, XL1200X and '11-later XL1200C), '78-'86 FX models, '95-'05 FXD, '93-'05 FXDL, '94-'00 FXDS-CONV, '99-'00 CVO FXR models, and '00-'07 FXSTD models.



H. FRONT WHEEL SPACERS – CHROME, STRAIGHT



H. FRONT WHEEL SPACERS – CHROME, TAPERED

H. FRONT WHEEL SPACERS – CHROME

There's always more room for chrome with these highly-polished chrome wheel spacers. They are manufactured to the Original Equipment tolerances, so you get exact product fitment and quality.

41597-00

Straight.
Fits '00-'05 FXDWG and '00-'06 FXST, FXSTB and FXSTD models. Also fits models equipped with Inverted Front Fork Kit and .75" Axle Kit P/N 42134-06 or Billet Fork Sliders P/N 46280-03. Does not fit '03-'04 FXSTDSE.

41420-08

Tapered.
Fits '08-later Dyna models without ABS (except FLD, FXDF, FXDFSE and FXDWG). Does not fit with Typhoon Custom Wheel P/N 44615-08 or 44657-08, Magnum 5 Custom Wheel P/N 43621-09, 40516-10 or 43300049 or Road Winder™ Custom Wheel P/N 44689-08.

I. SCREAMIN' EAGLE® FORK BRACE

These chrome Fork Braces are machined from billet aluminum, then polished and chrome-plated to complement the curve of the front fender. The machined Screamin' Eagle logo finishes the look with crisp detail. Easy to install, these braces offer increased torsional rigidity.

46595-06A

Fits '02-'08 VRSCA, VRSCB, VRSCD, VRSCX and '06-later FXD, FXDB, FXDC, FXDL and FXDLS models.

46192-99A

Fits '87-later XL (except XL883N, XL883L, XL1200CX, XL1200N, XL1200T, XL1200X, '11-later XL1200C), '91-'05 Dyna (except FXDWG) and FXR models (except FXRT) with 39mm front forks. (Will not fit with Chrome Fork Sliders).

J. CUSTOM FORK BRACE

This chrome-plated Fork Brace adds style to the front end. The cross-brace open web style reflects a performance heritage and the multi-piece design allows easy installation.

46097-98

41mm.
Fits '93-'05 FXDWG and '84-later FX Softail models (except Springer, FXCW, FXCWC, FXS, FXSB, FXSBSE, FXSE and FXSTD). (Will not fit with Chrome Lower Fork Sliders.)



I. SCREAMIN' EAGLE FORK BRACE



J. CUSTOM FORK BRACE

200 DYNA®

Chassis Trim – Front End

A. UPPER FORK NUT COVERS

Highlighted with a unique Bar & Shield® logo, these easy-to-install billet-look covers hide the Original Equipment fork and steering stem hex-head hardware and add a clean custom touch to the top of the triple tree. Available in your choice of chrome or gloss black finish, the kit comes complete with three covers and mounting hardware.

45800015 Gloss Black.

Fits '06-later Dyna models (except FLD, FXDB and FXDSE).

46109-06 Chrome.

Fits '06-later Dyna models (except FLD, FXDB and FXDSE).

46129-98B Chrome.

Fits '88-'13 XL (except XL883C, XL1200C and XL1200S), '95-'05 FXD, '93-'05 FXDL, '16-later FXDLS, '94-'05 FXDS-CONV and '90-later FLS, FLSS, FLSTF, FLSTFB, FLSTFBS, and FLSTN and '86-later FLSTC models.



A. UPPER FORK NUT COVERS – GLOSS BLACK

B. TRIPLE TREE KIT – GLOSS BLACK

Manufactured from Original Equipment components to ensure superior fit and finish, this gloss black Triple Tree complements the black fork sliders and the handlebar risers featured on the Dyna Fat Bob® model. Add the matching Black Handlebar P/N 55977-09 for a complete blacked-out look.

48609-09

Fits '08-later FXDF and '09-'10 FXDFSE models.



A. UPPER FORK NUT COVERS – CHROME

C. TRIPLE TREE KIT – CHROME

Drape your front end in chrome. The ideal complement to chrome fork sliders, this beautifully polished and plated Triple Tree is manufactured from Original Equipment components to ensure quality and fit. The kit includes chrome hardware and fork stem installed in lower tree.

45023-02

Fits '90-'05 FXD, FXDL, FXDS-CONV, and FXDX models.

Requires separate purchase of Bearing P/N 48300-60.

D. CLASSIC CHROME STEERING STEM BOLT COVER KIT

For a finished appearance of the upper fork clamp on all models with 39mm forks.

48329-90A

Fits XL and '91-'05 Dyna (except FXDWG) and FXR models with 39mm forks.



B. TRIPLE TREE KIT – GLOSS BLACK



C. TRIPLE TREE KIT – CHROME



D. CLASSIC CHROME STEERING STEM BOLT COVER KIT



E. CUSTOM CALIPER BOLT COVER KIT (40955-05 SHOWN)



E. CUSTOM CALIPER BOLT COVER KIT

Cover your 12-point caliper bolts in chrome. These easy-to-install chrome covers are held firmly in place with a steel spring clip and are styled to match the Chrome Rocker Box Bolt and Headbolt Covers.

43824-03 Four Large Covers.

Fits '00-later front and rear 12-point caliper mounting bolts (except Springer® front calipers, '06 VRSCR, '15-later XG and '08-later Touring and Trike models).

40955-05 Four Large and Two Small Covers.

Fits '00-later front brake calipers (except Springer '06-later VRSC™, '04-later XL, '15-later XG, '17-later FXDLS, '08-later Touring and Trike models and models equipped with caliper covers). Also fits rear calipers on '06-later Softail® models (except FXCW and FXSE).

40959-05 Three Large and Two Small Covers.

Fits '00-later rear brake calipers (except '06-later VRSC, '15-later XG, '04-later XL, '17-later FXDLS, '06-later FXST, FXSTB, FXSTS and FLSTSB, '17-later FXSE, '08-later Touring and Trike and models equipped with caliper covers).



F. BRAKE CALIPER INSERTS



G. BRAKE CALIPER TRIM DISCS

F. BRAKE CALIPER INSERTS

Easy-to-install inserts add a finishing touch to the front and rear brake calipers. Select a style that follows your custom direction. Self-adhesive backing.

Fits '00-later front and rear brake calipers on all models (except Springer front, '06-later VRSC, '15-later XG, '04-later XL and '08-later Touring and Trike).

1. 44477-99 Classic Chrome.

2. 44476-99 Harley-Davidson® Script.

3. 44474-99 Flames.

G. BRAKE CALIPER TRIM DISCS

Available in 1.375" and 1.75" diameters to accommodate front and rear calipers on most '99-earlier models and front calipers on '00-later Springer models. Easy to install.

1. 44095-96 H-D® Motor Co. – 1.375" Diameter.

44093-96 H-D Motor Co. – 1.75" Diameter.

2. 99661-92T Gold Live to Ride – 1.375" Diameter.

99663-92T Gold Live to Ride – 1.75" Diameter.



H. BRAKE BLEEDER AND BANJO BOLT COVERS



H. BRAKE BLEEDER AND BANJO BOLT COVERS

1. Brake Bleeder Screw Cover

This cover adds chrome to the unfinished bleeder valve on stock H-D calipers. Package of two.

43834-98

Fits '84-later stock calipers (except XG and XR models).

2. Chrome Banjo Bolt Cover

Die-cast chrome cover provides a custom look to your stock banjo bolts. Fits banjo bolts on front and rear brake master cylinders and front and rear calipers. Installs in seconds.

32715-98

Fits '84-later models with stock master cylinders and calipers. (Does not fit VRSC Rear Master Cylinder, '06-later VRSC calipers, '15-later XG, '04-later XL, or '08-later Touring and Trike.)

I. BANJO BOLT KIT – CHROME

Replace the Original Equipment 12-point zinc finish brake line hardware with brilliant chrome custom tapered banjo bolts.

41842-06

Fits '91-'03 XL, '91-later Dyna (except FXDF), '95-'14 Softail and '99-'00 FXR models equipped with single front brake. Does not fit on the Dyna or Softail ABS Hydraulic Control Unit. Does not fit with Banjo Bolt Cover P/N 32715-98. Kit includes one 7/16" banjo bolt, three 3/8" banjo bolts and eight sealing washers.



I. BANJO BOLT KIT – CHROME



202 DYNA®

Chassis Trim – Brakes

A. BRAKE CALIPER KIT – RED

Dress your bike in the latest high-performance look. Brilliant red calipers make a powerful visual statement and set your bike apart from the ordinary. Manufactured from Original Equipment components for proven performance, these calipers will add a stylish touch to the stock bike or add the perfect finish to a complete custom equipped with chrome or blacked-out wheels, rotors and fork sliders.

41300127 Front & Rear Kit.

Fits '08-later Dyna (except FXDF, FXDLS and '14-later FXDL) and '08-'14 Softail® models (except Springer®) equipped with single disc front brakes. Kit includes one front and one rear caliper. Brake pads sold separately.

41300120 Front – Dual Disc.

Fits '02-'05 VRSC™, '00-'03 XL, '00-'07 Dyna and '00-'07 Touring models with dual disc front brakes. Brake pads sold separately.

41300157 Rear.

Fits '08-later Dyna and Softail models. Brake pads sold separately.



A. BRAKE CALIPER KIT – RED
(41300127 SHOWN)



A. BRAKE CALIPER KIT – RED
(41300157 SHOWN)

B. BRAKE CALIPER KIT – CHROME

Add the shine of chrome to your bike with this highly polished Chrome Brake Caliper Kit. Manufactured from Original Equipment components for proven performance, these calipers add the finishing touch to a complete custom with chrome wheels, rotors and chrome fork sliders.

44395-08 Front – Single Disc.

Fits '08-later Dyna (except FXDF, FXDLS and '14-later FXDL) and '08-'14 Softail models (except Springer) equipped with single disc front brakes. Brake pads sold separately.

44395-00A Front – Single Disc.

Fits '00-'03 XL, '00-'07 Dyna and '00-'07 Softail models (except Springer) equipped with single disc front brakes. Brake pads sold separately.

44392-00A Front – Dual Disc.

Fits '02-'05 VRSC, '00-'03 XL, '00-'07 Dyna and '00-'07 Touring models with dual disc front brakes. Brake pads sold separately.

42047-08 Rear.

Fits '08-later Dyna and Softail models. Brake pads sold separately.



A. BRAKE CALIPER KIT – RED
(41300127 SHOWN)



A. BRAKE CALIPER KIT – RED
(41300120 SHOWN)

C. REAR BRAKE CALIPER BRACKET – CHROME

Manufactured from the Original Equipment components for exact fit, this mount will bolt to the existing mounting location.

42002-08 Fits '08-later Dyna models.



B. FRONT BRAKE CALIPER KIT – CHROME
(SHOWN WITH CHROME CALIPER BOLT COVER
KIT AND CALIPER INSERT)



B. FRONT BRAKE CALIPER KIT – CHROME



B. REAR BRAKE CALIPER KIT – CHROME
(SHOWN WITH CHROME BRACKET)



C. REAR CALIPER BRACKET – CHROME

DYNA® 203

Chassis Trim – Rear End



D. LOWER BELT GUARD COVER – CHROME
(60514-07A SHOWN)

D. LOWER BELT GUARD COVER – CHROME

Designed to cover the Original Equipment black lower debris deflector, this mirror chrome finished cover adds an exceptional finish to the rear drive components. Kit includes required mounting hardware.

60514-07A Fits '07-later Dyna models.

60475-92A

Fits '91-'05 Dyna models and '94-'99 International Dyna models equipped with 70- or 65-tooth sprockets.

Also available:

UPPER BELT GUARD – CHROME

Hand-polished and chrome-plated to replace your factory-equipped black upper belt guard.

60293-00 Fits '00-'05 Dyna models.

E. EXHAUST MOUNTING BRACKET – CHROME

Replace the stock black bracket with this brilliantly chrome-plated piece. Manufactured from Original Equipment components for precise fit, this Exhaust Bracket complements both chrome and jet black exhaust systems.

80871-10

Fits '08-later FXDF, '10-later FXDWG and '16-later FXDLS models.



D. UPPER AND LOWER BELT GUARDS – CHROME



E. EXHAUST MOUNTING BRACKET – CHROME

Not all products are available in all countries – please consult your dealer for details.

204 DYNA®

Chassis Trim – Rear End

A. HARLEY-DAVIDSON® SCRIPT REAR AXLE COVERS

Chrome-plated die-cast cover conceals the side of the swingarm and the axle. Unique styling features a black-filled embossed Harley-Davidson script for a distinctive contrast. The kit is easy to install without removing the rear wheel. Kit includes all necessary mounting hardware.

44346-06

Fits '06-later Dyna models. Will not fit models equipped with saddlebags.

B. REAR AXLE NUT COVERS

Cover your rear axle nut in the most traditional way. These Rear Axle Cover Kits complement the matching Front Axle Nut covers. Easy to install, these cover kits include necessary mounting hardware. Sold in pairs.

Chrome – Billet

43132-08

Fits '08-later Dyna and Softail® models (except FXCW, FXCWC, FXSB, FXSBSE, FXSE and FXST-Aus).

Chrome – Die-cast

41705-09

Fits '08-later Dyna and Softail models (except FXCW, FXCWC, FXSB, FXSBSE, FXSE and FXST-Aus).

Gloss Black – Billet

43422-09

Fits '08-later Dyna and Softail models (except FXCW, FXCWC, FXSB, FXSBSE, FXSE and FXST-Aus).

Willie G™ Skull Collection

41706-09

Fits '08-later Dyna and Softail models (except FXCW, FXCWC, FXSB, FXSBSE, FXSE and FXST-Aus).

H-D® Motor Co. Logo

41704-09

Fits '08-later Dyna and Softail models (except FXCW, FXCWC, FXSB, FXSBSE, FXSE and FXST-Aus).



A. HARLEY-DAVIDSON SCRIPT REAR AXLE COVERS



B. REAR AXLE NUT COVERS –
CHROME



B. REAR AXLE NUT COVERS –
GLOSS BLACK



B. REAR AXLE NUT COVERS –
WILLIE G SKULL COLLECTION



B. REAR AXLE NUT COVERS –
H-D MOTOR CO. LOGO

DYNA® 205

Chassis Trim – Rear End



C. SHOCK BOLT COVERS – CHROME



C. SHOCK BOLT COVERS – GLOSS BLACK

C. SHOCK BOLT COVERS

It's the details that complete the look of your bike. These Shock Bolt Covers are designed to hide the upper shock mounting hardware and provide a custom look to the rear of your bike. Easy-to-install, the kit includes left and right bolt covers and all required mounting hardware.

Fits '04-'16 XL and '06-later Dyna models (except FLD, FXDF, FXDL and FXDLS). Does not fit with H-D® Detachables™ Leather Saddlebag Kit P/N 90181-08A.

54000016 Chrome.

54000017 Gloss Black.

D. REAR FENDER SUPPORT COVER KIT – GLOSS BLACK

Manufactured from Original Equipment components to ensure superior fit and finish, the gloss black Fender Strut Covers conceal the cast fender struts and continue the dark look to the back of the bike. The ideal finishing touch for your "blacked-out" Fat Bob® model, these covers are the perfect complement to available gloss black Passenger Sissy Bars and Luggage Racks.

59473-09

Fits '08-later FXDF and '09-'10 FXDFSE models.

E. SPROCKET HARDWARE – CHROME HEX HEAD

This kit includes highly-polished, chrome-plated, grade 8 hex-head screws with chrome-plated washers, providing an extra custom accent. The perfect addition to the new chrome sprocket. Made from the same Original Equipment bolts to ensure product integrity. Also works with chrome belt sprocket covers and Original Equipment sprockets.

94773-07

Fits '07-later Dyna and Softail® models.

94773-00A

Fits '00-'05 Dyna and '00-'06 Softail models.

94708-98

Fits '91-later XL and '93-'99 Dyna and Softail models.



D. REAR FENDER SUPPORT COVER KIT – GLOSS BLACK



E. SPROCKET HARDWARE – CHROME HEX HEAD

Not all products are available in all countries – please consult your dealer for details.

206 DYNA®

Chassis Trim – Rear End

A. SPROCKET COVER – CHROME

This sprocket cover gives the appearance of a chrome sprocket at a fraction of the cost. It matches the styling of the Original Equipment sprocket and bolts on using the Original Equipment hardware.

37756-07

Fits '07-later Dyna models (except FLD).



A. SPROCKET COVER – CHROME


B. MAGNUM 5 SPROCKET COVER

Styled to match the distinctive Magnum 5 Custom Wheel. Available in mirror chrome or gloss black, this Sprocket Cover gives the appearance of having a custom sprocket at a fraction of the cost. Cover is easy to install with Original Equipment hardware or add the Chrome Hardware Kit P/N 94773-07 (sold separately) for a finished look.

Fits '07-later Dyna models (except FLD).

40120-09 Chrome.

42200010 Gloss Black.



B. MAGNUM 5 SPROCKET COVER – CHROME

B. MAGNUM 5 SPROCKET COVER – GLOSS BLACK

C. BATTERY COVER – CHROME

Dress your battery with a new chrome skin. This one-piece Chrome Battery Cover replaces the painted box and adds a bright contrast to the Original Equipment satin aluminum trim band.

66375-06

Fits '06-later Dyna models (except FXDL). '14-later Dyna models require purchase of a battery cover trim band.

D. BATTERY COVER BAND – CHROME

This sweeping chrome band replaces the Original Equipment satin-finish band for a mirror-polished look. The easy-to-install ribbed chrome band is a high-contrast addition to a painted battery cover or the perfect finishing touch to the Chrome Battery Cover P/N 66375-06.

66439-07

Fits '06-later Dyna models (except FLD, FXDL, '13-later FXDB and '14-later FXDF). Also fits models equipped with Battery and Electrical Panel Cover Kit P/N 61300186.



C. BATTERY COVER – CHROME



D. BATTERY COVER BAND – CHROME

E. BATTERY COVER BAND – HARLEY-DAVIDSON® SCRIPT

Replace the Original Equipment satin aluminum trim band with a splash of chrome. This easy-to-install custom contoured trim band features a black-filled embossed Harley-Davidson script design and offers a stunning contrast to the factory painted battery cover or a great finishing touch for the Chrome Battery Cover P/N 66375-06 or 61300186.

66443-06

Fits '06-later Dyna models (except FLD, FXDL, '13-later FXDB and '14-later FXDF). Also fits models equipped with Battery and Electrical Panel Cover Kit P/N 61300186.

F. BATTERY COVER BAND – SKULL

Add a sinister touch to your Dyna motorcycle. This easy-to-install chrome band features a 3-dimensional skull design set off with black accents. Designed to replace the Original Equipment satin aluminum band, this chrome skull trim offers a stunning contrast to the factory painted battery cover or a great finishing touch for the Chrome Battery Cover P/N 66375-06.

66442-06

Fits '06-later Dyna models (except FLD, FXDL, '13-later FXDB and '14-later FXDF). Also fits models equipped with Battery and Electrical Panel Cover Kit P/N 61300186.



E. BATTERY COVER BAND – HARLEY-DAVIDSON SCRIPT



F. BATTERY COVER BAND – SKULL

DYNA® 207

Chassis Trim



G. BATTERY & ELECTRICAL PANEL COVER KIT – CHROME



G. BATTERY & ELECTRICAL PANEL COVER KIT – CHROME

Dress your bike with a new chrome skin. This two-piece kit replaces the painted battery and electrical panel covers and adds a bright contrast to the motorcycle's profile. Add your choice of accessory Battery Cover Band Trim (sold separately) for a finishing touch.

61300186

Fits '12-later Dyna models.

H. ELECTRICAL PANEL TRIM – CHROME

This sweeping chrome spear adds a mirror-polished accent to your bike's profile. The easy-to-install band is a high-contrast addition to the Original Equipment painted electrical panel cover or the perfect finishing touch on a Chrome Cover.

66462-07

Fits '04-later Dyna models (except '06 FXD35, '04-'13 FXDL, '17-later FXDLS and '04-'08 FXDWG models with Original Equipment electrical panel cover).



H. ELECTRICAL PANEL TRIM – CHROME



I. ELECTRICAL PANEL COVER WITH TRIM – CHROME

I. ELECTRICAL PANEL COVER WITH TRIM – CHROME

Chrome-plated Electrical Panel Cover with concealed mounting hardware provides a nice clean look. Kit includes panel cover, distinctive chrome-plated die-cast trim with black accented lines and Bar & Shield® logo and all necessary mounting hardware.

66426-04

Fits '04-'11 Dyna models.

J. BATTERY COVER

This one-piece, chrome-plated Battery Cover has the top and side cover all-in-one. Bottom of cover is accented with a gloss black decal with Bar & Shield logo.

66192-99

Fits '91-'05 Dyna models.

K. BATTERY SIDE COVER – CHROME

This chrome-plated cover is designed for use with the new Harley-Davidson® AGM sealed maintenance-free batteries and can be used in combination with Battery Top Cover P/N 66367-97 or 66368-97.

66718-01

Fits '97-'03 XL and '97-'05 Dyna models.



J. BATTERY COVER



K. BATTERY SIDE COVER – CHROME

L. BATTERY COVERS – CHROME*

Chrome-plated battery enclosures include slotted openings for convenient visual check of battery fluid levels. Easy installation.

1. 66375-97 Chrome.

Fits '97-'05, '97-'05 FXD, '99-'05 FXDX and '01-'03 FXDXT models. Stock on FXDL, FXDWG and FXDS-CONV. models.

2. 66358-83 U.S.A. Eagle.

Fits '82-'03 XL, electric start FX, FXWG and '91-'96 Dyna models.

*NOTE: Battery dimensions of Harley-Davidson AGM Batteries P/N 65989-97A, 65989-90B and 65991-82B may not allow use of accessory battery side covers on XL and Dyna models.

M. BATTERY TOP COVER – CHROME

Turn black to chrome with this easy-to-install cover.

66368-97

Fits '97-'05 Dyna models.



L. BATTERY COVERS – CHROME



M. BATTERY TOP COVER – CHROME

Not all products are available in all countries – please consult your dealer for details.

208 DYNA®

Chassis Trim

A. COIL COVER – CHROME

This sleek, Chrome Coil Cover features an innovative design that conceals all the mounting hardware. It offers a great, easy way to customize a very visible part of your Dyna motorcycles.

31709-04

Fits '04-later fuel-injected Dyna models.

B. BAR & SHIELD® LOGO COIL COVER

Featuring a radical open-face design with a Bar & Shield silhouette, this Chrome Coil Cover matches the Chrome Voltage Regulator Cover for an integrated custom look. Includes all mounting hardware.

74616-04

Fits '04-later EFI Dyna and '01-later EFI equipped Softail® models (except FXCW, FXCWC, FXS, FXSB, FXSBSE, FXSE and FXST-Aus).

C. VOLTAGE REGULATOR COVER

Designed for up-front style, the open face and floating Bar & Shield logo on this chrome cover provide good looks without compromising air flow across the voltage regulator. Kit includes chrome-plated mounting hardware.

74667-06

Fits '06-'11 Dyna models.

D. HORN COVER KIT – GLOSS BLACK

This Horn Cover Kit is the perfect start in converting your powertrain to a striking "blacked-out" look. Manufactured from Original Equipment components, this cover is painted alongside our other components to ensure a matching black finish. Kit includes gloss black mounting bracket and hardware.

61300452

Fits '93-later models with side-mounted horn (except VRSC™ and XG).

E. SIDE-MOUNT LICENSE PLATE KIT

Add a clean, custom look to the rear fender. This stylish kit moves the license plate from the fender to a side-mount location, visually lowering the bike's profile and opening up the view of the rear end. This strut-mounted hinged frame conceals the license mounting hardware and features a smooth back that hides the unfinished side of the plate. Kit includes LED license plate illumination and a curved Bar & Shield medallion, shaped to conceal the original license mounting holes in the fender. Purchase of tail lamp without license illumination window is recommended for models with center-mounted tail lights.

Fits '06-later Dyna models (except FLD, FXDF, FXDWG and FXDFSE). Will not fit models equipped with rigid mount saddlebags, rigid mount sissy bars and Turn Signal Relocation Kit P/N 68732-02A and 68733-02A.

60938-10 Chrome.

60978-10 Gloss Black.



A. COIL COVER – CHROME



B. BAR & SHIELD LOGO COIL COVER



C. VOLTAGE REGULATOR COVER



D. HORN COVER KIT – GLOSS BLACK



E. SIDE-MOUNT LICENSE PLATE KIT – CHROME




E. SIDE-MOUNT LICENSE PLATE KIT – GLOSS BLACK

DYNA® 209

Chassis Trim



F. DASH PANEL EXTENSION – CHROME



G. FRONT FENDER EXTENSION – CHROME

F. DASH PANEL EXTENSION – CHROME

Stretch the lines of your chrome dash panel the full length of the fuel tank. This chrome-plated trim kit continues the lines and finishes of your standard tank panel to the front of the seat. The curving lines and Bar & Shield® logo add a custom touch without the expense of a custom tank.

71282-04

Fits '06 FXD35, '07-'11 FXDC, '08-'10 FXDF and '04-'08 FXDWG models.

G. FRONT FENDER EXTENSION – CHROME

Dress your front fender in chrome. This chrome-plated tapered Fender Extension is shaped to follow the curve of the fender for style and function. Using the Original Equipment fender hole, the extension mounts below the trailing edge of the fender to help control road dirt and spray.

59664-03

Fits '91-'08 Dyna and '84-'07 FX Softail® models. Will not fit FXD, FXDX or FXDXT models equipped with Voltage Regulator Covers.

H. FRONT FENDER TRIM

Add a sweeping dash of chrome to the front fender. Chrome-plated tapered spear features a stepped design that accentuates the flowing fender lines. Self-adhesive backing simplifies installation.

14100618

Fits FLD, FL Softail and Touring and Trike models with full front fender.

I. BAR & SHIELD LOGO FRONT FENDER SPEAR

This chrome-plated trim spear adds a sweeping dash of chrome to the front fender. Featuring a raised Bar & Shield logo set against a textured black field, this self-adhesive medallion is easy to install.

91194-04 Small.

Fits XL, XR, Dyna (except FLD) and FX Softail models.

J. RIDER CUP HOLDER

Shaped to blend with the contours of your Harley-Davidson® motorcycle, this unique cup holder is easy to reach without cluttering the handlebar. The attractive chrome mount securely attaches to the frame downtube and sweeps rearward to support the cup holder. The soft-touch insulated holder flexes to grip the beverage and features a perforated bottom to drain away rain water. Kit includes model-specific clamp, support rod, cup holder and all required mounting hardware.

57478-11

Fits '06-later Dyna models (except '14-'16 FXDL).



H. FRONT FENDER TRIM



I. BAR & SHIELD LOGO FRONT FENDER SPEAR



J. RIDER CUP HOLDER

Not all products are available in all countries – please consult your dealer for details.

HARLEY-DAVIDSON®

SOFTAIL®

The complete package. The look and style. The performance and technology. The Softail family has it all. With the hard-tail look of its rear suspension and nostalgic details, it's the way to take a perfect platform and make it more than timeless.



GENUINE MOTOR PARTS & ACCESSORIES

NOT ALL PRODUCTS ARE AVAILABLE IN ALL COUNTRIES –
PLEASE CONSULT YOUR DEALER FOR DETAILS.



CLASSIC CRUISER BUILT TO GO THE DISTANCE

2017 FLSTC Harley-Davidson® Heritage Softail® Classic

The Harley-Davidson Heritage Softail Classic model sets the standard for big cruiser style. But don't think that's all it does.

With a few key additions, you can head cross-country in style and comfort. With detachable leather saddlebags and passenger backrest, plus Signature Series Seat with Rider backrest – it's perfect for long rides, or a night on the town.

Need a soundtrack for your ride? Bring concert hall sound with the Boom! Audio Bluetooth® Cruiser Amp and Speaker Kit – a perfect pairing with the iconic Harley® sound emanating through Screamin' Eagle® Street Cannon Slip-on mufflers.




Not all products are available in all countries – please consult your dealer for details.

For a complete list of parts and accessories visit accessories.harley-davidson.eu/inspiration-gallery



NARROW BEACH HANDLEBAR

This beefy 1-1/4" handlebar sets the tone for a full-on custom ride.



**BOOM! AUDIO BLUETOOTH®
CRUISER AMP & SPEAKER KIT**

**DAYMAKER™ REFLECTOR
LED HEADLAMP &
AUXILIARY LAMPS**

**CHROME
FRONT END KIT**



**BOOM! AUDIO AMP & SPEAKER
WITH SPEAKER EXPANSION KIT**

Add tunes to your ride. These Boom! Amp and Speaker Kits provide amplified music through two great-sounding 3.5" speakers.



**DAYMAKER REFLECTOR
LED AUXILIARY LAMPS**

Daymaker Reflector LED Lamps offer superior night-time performance in a traditionally styled headlamp. These brilliant LED lamps produce a bright-white beam that lights up the surroundings and draws the attention of surrounding traffic. The natural daylight lamp color is easy on your eyes and is tuned to enhance and amplify the reflective character of highway signs and lane markers.

**BILLET BRAKE &
SHIFT LEVER –
EXTENDED REACH**

**DAYMAKER REFLECTOR
LED FOG LAMPS**

CHROME 9-SPOKE WHEEL



FXSB

BREAKOUT®

Production Color: Laguna Orange

Not all products are available in all countries – please consult your dealer for details.

FEATURED PRODUCTS

| | | | |
|---------------------------------------|----------|--|-----------|
| Right Lower Fork Slider – Chrome..... | 46951-08 | 5.75" Bullet Headlamp Kit..... | 68593-06 |
| Left Lower Fork Slider – Chrome..... | 45500148 | Fat Mini Ape Handlebar..... | 55800252 |
| 21" Turbine Front Wheel – Chrome..... | 43300047 | NEW Defiance Hand Grips – Chrome..... | 56100158 |
| 18" Turbine Rear Wheel – Chrome..... | 40900057 | Profile Custom Mirrors..... | 91697-06A |

For a complete list of parts and accessories visit accessories.harley-davidson.eu/inspiration-gallery
Handlebar height is regulated in many locations. Check local laws before installation.



| | |
|----------------------------------|----------|
| Chrome Master Cylinder Kit..... | 36700100 |
| Switch Housing Kit – Chrome..... | 71826-11 |
| Sundowner Solo Seat..... | 52000098 |
| Airflow Air Cleaner Trim..... | 61400323 |

| | |
|---|----------|
| NEW Defiance Footpegs – Chrome..... | 50500533 |
| NEW Defiance Brake Pedal – Chrome..... | 50600182 |
| Billet Rear Brake Lever – Chrome..... | 42632-07 |
| Billet Shift Lever – Chrome..... | 34539-00 |

SCREAMIN' EAGLE® PERFORMANCE

| | |
|---|----------|
| NEW Pro Street Tuner* | 4100008C |
| High-Flow Air Cleaner – Chrome | 29400234 |
| Street Cannon Mufflers – Chrome..... | 64900342 |
| 3.25" Muffler End Caps – Chrome Slash.... | 65100049 |

**Not certified for use in the EU*

Street legal and/or street compliant statements refer to product meeting 50-State emissions and noise standards in the United States.



FLS

SOFTAIL SLIM®

Production Color: Red Iron Denim

Not all products are available in all countries – please consult your dealer for details.

FEATURED PRODUCTS

| | | | |
|------------------------------------|----------|-------------------------------------|-----------|
| Profile™ Low Front Suspension..... | 54758-07 | Primary Cover – Gloss Black..... | 60876-11A |
| Lower Fork Sliders – Black..... | 45500015 | Rocker Box Cover – Gloss Black..... | 17707-11 |
| Upper Fork Covers – Black..... | 45591-02 | Cam Cover – Gloss Black..... | 37198-11 |
| Front Brake Caliper Kit – Red..... | 41300152 | Smooth Air Cleaner Cover..... | 29153-07 |

For a complete list of parts and accessories visit accessories.harley-davidson.eu/inspiration-gallery



Leather Solo Saddle – Black.....52000279
 Fat Chizeled Handlebar – Black.....55800422
 Billet Rear Brake Lever – Black.....41800-08
 Billet Heel/Toe Shift Lever – Black.....34023-08

Tribal Rider Footboard Insert 50269-09
 Tribal Brake Pedal Pad.....42560-09
 Tribal Shifter Pegs.....34669-09A
 Rear Brake Caliper Kit – Red.....41300157

SCREAMIN' EAGLE® PERFORMANCE

High-Flow Air Cleaner – Black..... 29400233
 Street Cannon Mufflers – Black 64900334
 3.25" Muffler End Caps – Black Slash..... 65100063
 Exhaust Shield Kit – Black..... 80829-10A

Handlebar height is regulated in many locations. Check local laws before installation.



FLSS

SOFTAIL SLIM® S

Production Color: Vivid Black

Not all products are available in all countries – please consult your dealer for details.

FEATURED PRODUCTS

Profile™ Low Front Suspension..... 54758-07
Daymaker™ LED Headlamp – Black..... 67700267
LED Bullet Turn Signal Insert – Amber..... 67800639
Edge Cut Dome Mirrors..... 56000090

NEW Defiance Hand Grips – Black Cut..... 56100174
Lower Tappet Covers – Black..... 25700653
Pushrod Cover Kit – Black..... 17900033
Pushrod Collars – Black..... 17900076

For a complete list of parts and accessories visit accessories.harley-davidson.eu/inspiration-gallery



Black Fin Timer Cover..... 32677-01
 Black Fin Derby Cover..... 25454-01
 Billet Rear Brake Lever – Black 41800-08
 Billet Heel/Toe Shift Levers – Black 34023-08

NEW Defiance Rider Footboard – Black Cut... 50500527
NEW Defiance Brake Pedal – Black Cut..... 50600186
NEW Defiance Shifter Pegs – Black 33600111
 LED Bullet Turn Signal Insert – Red 67800640

SCREAMIN' EAGLE® PERFORMANCE

NEW Pro Street Tuner* 41000008C
 Twin Cam 117CI Bolt-on Stage IV Kit..... 92500054
 Extreme Billet A/C – Chisel Black..... 29400220
NEW Phat Spark Plug Wires – Red 32359-00C

**Not certified for use in the EU*

Street legal and/or street compliant statements refer to product meeting 50-State emissions and noise standards in the United States.



FLSTC

HERITAGE SOFTAIL® CLASSIC

Production Color: Black Hills Gold / Black Quartz

*Not all products are available in all countries –
please consult your dealer for details.*

FEATURED PRODUCTS

| | | | |
|------------------------------------|-----------|--|-----------|
| Profile™ Low Front Suspension..... | 54758-07 | Freight Train Headlight Nacelle – Black..... | 61300421 |
| Rear Lowering Kit..... | 54001-04A | Auxiliary Lighting Kit – Black..... | 68000026 |
| Lower Fork Sliders – Black..... | 45500015 | Narrow Beach Handlebar..... | 56857-05A |
| Upper Fork Covers – Black..... | 45591-02 | Smooth Air Cleaner Cover..... | 29153-07 |

For a complete list of parts and accessories visit accessories.harley-davidson.eu/inspiration-gallery



| | |
|------------------------------------|-----------|
| Gloss Black Primary Cover..... | 60876-11A |
| Gloss Black Rocker Box Cover | 17707-11 |
| Gloss Black Cam Cover..... | 37198-11 |
| Gloss Black Timer Cover..... | 25600074 |

| | |
|---|-----------|
| Gloss Black Derby Cover | 25700020 |
| Slipstream Footboard Inserts | 50500093 |
| Slipstream Brake Pedal..... | 50600040 |
| Quick-Detach Saddlebag Conversion | 90200641A |

SCREAMIN' EAGLE® PERFORMANCE

| | |
|--|-----------|
| NEW Pro Street Tuner* | 41000008C |
| High-Flow Air Cleaner – Chrome | 29400234 |
| Street Cannon Mufflers – Chrome | 64900342 |
| 3.25" Muffler End Caps – Chrome Slash... | 65100044 |

**Not certified for use in the EU*

Street legal and/or street compliant statements refer to product meeting 50-State emissions and noise standards in the United States.



FLSTF

FAT BOY®

Production Color: Olive Gold

Not all products are available in all countries – please consult your dealer for details.

FEATURED PRODUCTS

| | | | |
|---------------------------------------|-----------|---|----------|
| Front End Kit – Chrome..... | 45400006 | Airflow Hand Grips..... | 56100108 |
| Freight Train Nacelle – Chrome..... | 61300420 | Chrome Master Cylinder Kit..... | 36700100 |
| Daymaker™ Reflector LED Headlamp..... | 67700173 | Chrome Hand Control Lever Kit..... | 36700104 |
| Badlander™ Seat..... | 51397-06A | NEW Chrome Switch Housing Kit..... | 71500442 |

For a complete list of parts and accessories visit accessories.harley-davidson.eu/inspiration-gallery



| | |
|-----------------------------------|----------|
| Airflow Timer Cover | 25600046 |
| Airflow Derby Cover | 25700504 |
| Airflow Rider Footboard Kit | 50500436 |
| Airflow Brake Pedal Pad | 50600159 |

| | |
|-------------------------------------|-----------|
| Airflow Footpegs | 50500435 |
| Detachable Sideplate – Chrome | 53810-00C |
| Low Sissy Bar Upright | 51477-06 |
| Smooth Backrest Pad | 51641-06 |

SCREAMIN' EAGLE® PERFORMANCE

| | |
|---|-----------|
| NEW Pro Street Tuner* | 41000008C |
| Ventilator Elite Air Cleaner – Chrome | 29400217 |
| Street Cannon Mufflers – Chrome | 64900340 |
| 3.25" Muffler End Caps – Chrome Slash ... | 65100049 |

**Not certified for use in the EU*

Street legal and/or street compliant statements refer to product meeting 50-State emissions and noise standards in the United States.



FLSTFBS

FAT BOY® S

Production Color: Vivid Black

Not all products are available in all countries – please consult your dealer for details.

FEATURED PRODUCTS

Daymaker™ LED Headlamp – Black..... 67700267
Street Slammer Handlebar – Black..... 55985-10
Flush Fuel Cap and Gauge – Black..... 75027-08C
Brawler™ Solo Seat..... 52000267

NEW Defiance Hand Grips – Black..... 56100157
Edge Cut Dome Mirrors..... 56000090
Black Fin Timer Cover..... 32677-01
Black Fin Derby Cover..... 25454-01

For a complete list of parts and accessories visit accessories.harley-davidson.eu/inspiration-gallery



NEW Defiance Rider Footboard – Black 50500640
NEW Defiance Brake Pedal – Black..... 50600185
NEW Defiance Shifter Pegs – Black..... 33600111
 Billet Brake Lever – Edge Cut..... 40079-10

Billet Heel/Toe Shift Lever – Edge Cut..... 34045-10
 Bobtail Rear Fender – Vivid Black..... 59914-06DH
 Tri-Bar LED Tail Lamp – Smoked..... 69817-07A
 Machete Billet Sprocket – Black..... 42200067

SCREAMIN' EAGLE® PERFORMANCE

NEW Pro Street Tuner* 41000008C
 Twin Cam 117CI Bolt-on Stage IV Kit..... 92500054
 Ventilator Air Cleaner Back Plate..... 29400038
NEW Phat Spark Plug Wires – Red..... 32359-00C

**Not certified for use in the EU*

Street legal and/or street compliant statements refer to product meeting 50-State emissions and noise standards in the United States.



FLSTN

SOFTAIL® DELUXE

Production Color: Hard Candy Custom™ Mystic Purple Flake

Not all products are available in all countries – please consult your dealer for details.

FEATURED PRODUCTS

| | | | |
|--------------------------------------|-----------|--|----------|
| Front End Kit – Chrome | 45400006 | Airflow Hand Grips | 56100108 |
| Visor Headlamp Trim Ring | 69734-05 | Chrome Hand Control Lever Kit | 36700104 |
| Visor Passing Lamp Trim Ring | 69732-05 | Chrome Master Cylinder Kit | 36700100 |
| Mustache Engine Guard – Chrome | 49140-05B | NEW Chrome Switch Housing Kit | 71500442 |

For a complete list of parts and accessories visit accessories.harley-davidson.eu/inspiration-gallery



| | |
|------------------------------------|----------|
| Smooth Air Cleaner Cover..... | 29153-07 |
| Airflow Rider Footboard Kit..... | 50500436 |
| Airflow Passenger Brake Pedal..... | 50600159 |
| Airflow Footpegs..... | 50500435 |

| | |
|---|-----------|
| Super Reach™ Solo Seat..... | 54380-11 |
| One Piece Sissy Bar Upright – Chrome..... | 53618-05A |
| Short Backrest Pad..... | 53928-05 |
| Engine/Trans Interface Cover..... | 66543-08 |

SCREAMIN' EAGLE® PERFORMANCE

| | |
|--|-----------|
| NEW Pro Street Tuner*..... | 41000008C |
| High-Flow Air Cleaner – Chrome..... | 29400234 |
| Street Cannon Mufflers – Chrome..... | 64900335 |
| 3.25" Muffler End Caps – Chrome Slash... | 65100044 |

**Not certified for use in the EU*

Street legal and/or street compliant statements refer to product meeting 50-State emissions and noise standards in the United States.

WHAT'S NEW

2017 FLSTC Harley-Davidson® Heritage Softail® Classic

Every year we look for more ways to take your Softail® motorcycle from factory to custom. Here are just a few of the latest Genuine Motor Parts & Accessories to help you make your dream bike a reality - because every legend is an original.




SIGNATURE SERIES RIDER SEAT WITH BACKREST

A perfect combination of foam density and shape has created our most comfortable seat for long haul touring. Both rider and passenger will be comfortable riding to Sturgis and back with the wide seating areas.



PHAT SPARK PLUG WIRE

Add dimension and style to your ride. Screamin' Eagle® boot design and suppression core wires ensure a solid connection and maximum voltage transfer between coil and plugs.



BOOM! AUDIO CRUISER AMP & SPEAKER EXPANSION KIT

Boom! Audio Speaker Expansion Kit provides high performance rear speakers to surround you with concert-hall sound anywhere the road takes you.



CHROME 9-SPOKE WHEEL

Add a splash of chrome. These fully polished wheels are styled to match the popular 9-spoke design featured on traditional Touring models.



DEFIANCE HAND GRIP

Wrap your hands around the contemporary styling and bring your custom cruiser look to life.



BOOM! AUDIO BLUETOOTH® CRUISER AMP & SPEAKER KIT

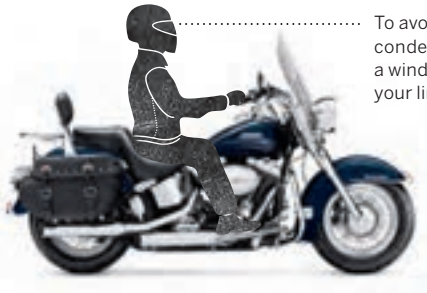
Add tunes to your ride. These Boom! Amp and Speaker Kits provide amplified music through two great-sounding 3.5" speakers.

DEFY THE WIND

At highway speed, you take the wind full-force in the chest, causing fatigue in your arms, neck and shoulders. Take the pressure off with an easy-to-install detachable windshield. Shaped to divert air, rain and road debris around the rider, a windshield can add hours of riding comfort.

Not all products are available in all countries – please consult your dealer for details.

SEEING CLEARLY



To avoid looking through bug spots, condensation and road grime, select a windshield that tops out just below your line of sight.

SCRATCH-RESISTANT
HARD-COATED
POLYCARBONATE SHIELD

STAINLESS STEEL
BRACKETS & BRACES

KEEPING YOU COVERED



SUPER SPORT

Eliminates wind and debris, but keeps the wind-in-the-hair feeling. Ideal for a cool morning ride to the office, the sleek profile hugs the front lamps for a sporty look.

COMPACT

Traditional king-sized shape with a minimalist edge. For Harley-Davidson® custom and cruiser models, the Compact windshield provides wind and weather protection for every-day riding.

KING SIZE

Nothing gets past this one. The King Size windshield is the ultimate in on-road protection. Available in a variety of shield heights, the road can't lay a finger on you.

READY FOR TAKE-OFF

Designed to be installed or removed without tools in seconds, a detachable windshield gives you the freedom to define your ride at the drop of a hat. Ride across the country protected from the elements, then quickly remove the windshield to hit the streets in style.

NO TOOLS
QUICK-RELEASE MOUNT



SOFTAIL® 231

Windshields – FX Softail



A. QUICK-RELEASE SUPER SPORT WINDSHIELD (57301-06 SHOWN)

A. QUICK-RELEASE SUPER SPORT WINDSHIELD

Reduces the pounding wind and shower of bugs, but keeps the wind-in-the-hair feeling. Ideal for a cool morning ride, the sleek profile of the Super Sport Windshield hugs the front headlamp for a sporty look. The windshield mounts to the fork tubes with elegant die-cast lever-locking clamps, so the windshield does not require any "leave-behind" docking hardware. You get quick on-and-off convenience and a clean, custom look. No tools are required and the kit includes everything needed to install the windshield.

57301-06 19" Light Smoke.
Fits '06-later FXDWG and '13-later FXSB and FXSBSE models. Windshield dimensions: Overall height – 25.0"; width – 20.1".

57400315 23" Light Smoke.
Fits '16-later FXSE models. Installation requires removal of Original Equipment headlamp visor. Overall height – 23.1"; width – 15.25".

57331-07 16" Light Smoke.
Fits '07-'08 FXDSE and '00-'15 FXST, FXSTB and FXSTC models equipped with Custom Inverted Front Fork Kit P/N 46321-05, 46321-05A or 48646-06. Windshield dimensions: Overall height – 22.1"; width – 15.3".

57251-08 20" Clear.
Fits '08-'11 FXCW and FXCWC models. Windshield dimensions: Overall height – 24.2"; width – 16.8".

B. H-D® DETACHABLES™ SUPER SPORT WINDSHIELD

Super is an apt description for this do-it-all shield. Detachable convenience. Harley-Davidson® sport styling. High-quality, light smoke polycarbonate shields you from the elements. The windshield mounts to the fork tubes with H-D Detachables Docking Hardware (sold separately) for easy on-and-off convenience and a quick return to a sporting profile.

57965-97A 18" Light Smoke.
Fits '93-'05 FXDWG, '80-'86 FXWG and '84-'15 FXST, FXSTB and FXSTC models. Use Docking Hardware Kit P/N 58350-96. Windshield dimensions: Overall height – 22.3"; width – 17.8".

57969-97A 13" Light Smoke.
Fits '93-'09 FXSTS, FXSTSB and '09 FXSTSSE models. Use Docking Hardware Kit P/N 58907-96B. Will not fit with Chrome Billet Mini Tach Mounts. Windshield dimensions: Overall height – 22.8"; width – 17".

57837-00A 18" Light Smoke.
Fits '00-'07 FXSTD models. Does not fit FXSTDSE models. Installation requires the separate purchase of Docking Hardware Kit P/N 58397-00. Windshield dimensions: Overall height – 22.9"; width – 18.3".

Shown with:

DOCKING HARDWARE FOR H-D DETACHABLES WINDSHIELDS

58907-96B Springer® – Polished.
Required for installation of H-D Detachables Windshields on and '93-'09 FXSTS, FXSTSB and '09 FXSTSSE, '97-'11 FLSTS, FLSTSB and FLSTSC models.

58350-96 For 41mm Forks.
Required for installation of H-D Detachables Windshields on '93-'05 FXDWG, '80-'86 FXWG and '84-'15 FXST, FXSTB and FXSTC models.

58397-00 For Softail Deuce™.
Required for installation of H-D Detachables Windshields on '00-'07 FXSTD models. Does not fit FXSTDSE models.



A. QUICK-RELEASE SUPER SPORT WINDSHIELD (57400315 SHOWN)



B. H-D DETACHABLES SUPER SPORT WINDSHIELD

Not all products are available in all countries – please consult your dealer for details.

232 SOFTAIL®

Windshields – FX Softail

A. QUICK-RELEASE COMPACT WINDSHIELD

Combine the classic Harley-Davidson® windshield shape with a revolutionary new attachment system and you have the best of style and function. The windshield mounts to the fork tubes with elegant die-cast lever-release clamps, so the windshield does not require any "leave-behind" docking hardware. You get quick on-and-off convenience and a clean, custom look. No tools are required and the kit includes everything needed to install the windshield. The tough, hard-coated polycarbonate windshield is available in your choice of traditional polished or gloss black horizontal and vertical braces.

Fits '06-later FXDWG and '13-later FXSB and FXSBSE models.

58387-06 18" Clear – Polished Braces.

Windshield dimensions: Overall height – 26.8"; width – 19.5".

58413-06 18" Light Smoke – Polished Braces.

Windshield dimensions: Overall height – 26.8"; width – 19.5".

58444-06 14" Light Smoke – Polished Braces.

Windshield dimensions: Overall height – 22.8"; width – 19.5".

Fits '93-'05 FXDWG and '86-'15 FXST, FXSTB and FXSTC models.

59802-05 19" Clear – Polished Braces.

Windshield dimensions: Overall height – 23.8"; width – 21.4".

58751-05 19" Light Smoke – Polished Braces.

Windshield dimensions: Overall height – 23.8"; width – 21.4".

57199-05 16" Light Smoke – Polished Braces.

Windshield dimensions: Overall height – 20.8"; width – 21.4".

Fits '11-'13 FXS models.

57400021 19" Clear – Black Braces.

Windshield dimensions: Overall height – 23.8"; width – 21.4".

Also available:

FRONT TURN SIGNAL RELOCATION KIT

Styled to blend with the lower triple clamp. This chrome-plated Turn Signal Relocation Kit moves the Original Equipment bullet-style turn signals from the handlebar to the front fork for a clean, streamlined look. Kit includes left and right mounting stalk and all required hardware.

58742-05

Fits '93-'05 FXDWG, '86-'15 FXST, FXSTB and FXSTC and '00-'07 FXSTD models.



A. QUICK-RELEASE COMPACT WINDSHIELD – POLISHED BRACES
(SHOWN WITH TURN SIGNAL RELOCATION KIT)



A. QUICK-RELEASE COMPACT WINDSHIELD – GLOSS BLACK BRACES

SOFTAIL® 233

Windshields – FX Softail



B. QUICK-RELEASE COMPACT WINDSHIELD – DEUCE (19" CLEAR SHOWN)



C. H-D DETACHABLES COMPACT WINDSHIELD FOR MODELS WITH AUXILIARY LIGHTING



D. WINDSHIELD DOCKING HARDWARE AND TURN SIGNAL RELOCATION KIT



E. FRONT TURN SIGNAL RELOCATION KIT



F. LOCKING QUICK-RELEASE WINDSHIELD CLAMP



B. QUICK-RELEASE COMPACT WINDSHIELD – DEUCE™

Combine the classic Harley-Davidson® windshield shape with a revolutionary new attachment system and you have the best of style and function. The windshield mounts to the fork tubes with elegant die-cast lever-release clamps, so the windshield does not require any "leave-behind" docking hardware. You get quick on-and-off convenience and a clean, custom look. No tools are required and the kit includes everything needed to install the windshield. The tough, hard-coated polycarbonate windshield features traditional chrome horizontal and vertical braces.

Fits '00-'07 FXSTD models. Does not fit FXSTDSE models.

57160-05 19" Light Smoke.
Windshield dimensions: Overall height – 26.3"; width – 19.5".

58779-05 19" Clear.
Windshield dimensions: Overall height – 26.3"; width – 19.5".

C. H-D® DETACHABLES™ COMPACT WINDSHIELD FOR MODELS WITH AUXILIARY LIGHTING

Dress up or down with the convenience of a H-D Detachables Windshield. This compact-style windshield is designed to fit models equipped with Auxiliary Lighting Kit P/N 68268-03A or 69285-05.

58865-03 18" Clear.
Fits '93-'05 FXDWG and '84-'15 FXST, FXSTC, FXSTB models. Requires separate purchase of Docking Hardware Kit P/N 58361-03. Windshield dimensions: Overall height – 21.9"; width – 21.4".

D. WINDSHIELD DOCKING HARDWARE AND TURN SIGNAL RELOCATION KIT

Required for installation of H-D Detachables Windshields on FXDWG and FXST models equipped with Auxiliary Lighting Kits. Includes windshield mounting hardware and turn signal relocation hardware.

58361-03
Fits '93-'05 FXDWG and '84-'15 FXST, FXSTB and FXSTC models equipped with Auxiliary Lighting Kits.

E. FRONT TURN SIGNAL RELOCATION KIT

Styled to blend with the lower triple clamp. This chrome-plated Turn Signal Relocation Kit moves the Original Equipment bullet-style turn signals from the handlebar to the front fork for a clean, streamlined look. Kit includes left and right mounting stalk and all required hardware.

58742-05
Fits '93-'05 FXDWG, '86-'15 FXST, FXSTB and FXSTC and '00-'07 FXSTD models.

F. LOCKING QUICK-RELEASE WINDSHIELD CLAMP

Protect your investment. This Locking Quick-Release Windshield Clamp secures your windshield from grab-and-run theft, giving you peace of mind when you have to leave your bike unattended. The chrome-plated locking clamp replaces one of the Original Equipment windshield clamps and features a push-button lock with a mini barrel-style key for easy removal. Kit includes one locking clamp and two matching keys.

57400007 41mm.
Fits '93-'05 FXDWG and '88-'15 FXS, FXST, FXSTB and FXSTC models equipped with quick-release style windshields.

234 SOFTAIL®

Windshields – FL Softail

A. WIND SPLITTER VENTED WINDSHIELD

Reduce helmet buffeting at speed. The Harley-Davidson® Detachables™ Wind Splitter Vented Windshield features an exclusive fingertip-adjustable center vent that reduces turbulence behind the windscreen. When open, the controlled airflow fills the negative pressure area behind the shield and helps to smooth the flow of air over the top of the screen and around the rider. The revised flow reduces helmet bobbing and neck fatigue so you can comfortably spend more time in the saddle. The open vent also provides cooling airflow to the rider at low speeds and in city traffic.

Engineered to provide the riding comfort of a larger windshield, this low-profile screen's contemporary contour sets it apart from the crowd. The shape keeps the windshield below your sideline so you don't look through bugs and road grime and the detachable design means you can ride without the shield when the mood strikes. The shield is formed of hard-coated polycarbonate for strength and scratch resistance and the dark-smoked finish reduces glare. The slim polished stainless steel brackets mount to the Original Equipment rubber isolated docking points for ease of installation and removal.

57400159

Fits '00-later FLSTC and FLS, FLSS, FLST, FLSTF, FLSTFB, FLSTFBS and FLSTN models equipped with auxiliary lighting. Does not fit with Custom Auxiliary Lighting Kit P/N 68000051 or with Mini Tach or Boom! Audio Cruiser Speakers. Windshield dimensions: Overall height – 22.4", height from headlamp opening – 16.1", width – 20.3".

B. VENTILATOR H-D® DETACHABLES WINDSHIELD

In a nutshell, a windshield should provide a barrier between the rider and errant bugs, discarded cigarette butts, flying debris and bad air. The shield should manage airflow and wind blasts to create a pocket of still air for both rider and passenger comfort. But if you ride in a warm climate or spend time at low speeds stuck in traffic, you need to keep some air circulating around your body to stay comfortable. The Ventilator Windshield features clear injection-molded vents that allow you to adjust the airflow to match the riding conditions. Opening the vents redirects the air across your chest for a cooling effect and closing the vents provides maximum wind and weather protection. But when you want to ride "naked," the detachable shield can be removed completely and reinstalled in seconds to match your riding mood.

57400027 20" Clear.

Fits '05-later FLS, FLSS and FLST, '86-later FLSTC and '00-later FLSTF, FLSTFB and FLSTFBS models with auxiliary lamps. Does not fit with Custom Auxiliary Lighting Kit P/N 68000051. Windshield dimensions: Overall height – 27.0"; width – 22.0".



A. WIND SPLITTER VENTED WINDSHIELD



B. VENTILATOR H-D DETACHABLES WINDSHIELD – FL SOFTAIL

SOFTAIL® 235

Windshields – FL Softail

C. KING-SIZE H-D® DETACHABLES™ WINDSHIELD FOR FL SOFTAIL MODELS – POLISHED BRACES

Styled to complement the beefy FL Softail front headlamp, this windshield can be installed or removed in seconds without tools, keeping your bike ready for the open road or for a run down Main Street. The windshield is formed from hard-coated polycarbonate to resist scratching and abrasion and is available with traditional polished braces and mounting brackets to blend with your customizing style. Mounting brackets are supported by molded-rubber bushings for improved isolation. Windshield kit includes all the hardware.

Fits '86-'99 FLSTC, '90-later FLS, FLSS, FLSTF, FLSTFB and FLSTFBS, '06 FLST and '93-'96 FLSTN models without auxiliary lamps. (Does not fit Springer® models.)

58243-95 21" Clear – Polished Braces.
Windshield dimensions: Overall height – 26.3"; width – 23.1".

58278-95 18" Light Smoke – Polished Braces.
Windshield dimensions: Overall height – 23.4"; width – 23.1".

Fits '00-later FLS, FLSS, FLST, FLSTC, FLSTF, FLSTFB and FLSTFBS models equipped with auxiliary lighting. Does not fit with Custom Auxiliary Lighting Kit P/N 68000051. Includes mounting hardware.

57400114 23" Clear – Polished Braces.
Windshield dimensions: Overall height – 28.3"; width – 23.1".

57400112 21" Clear – Polished Braces.
Windshield dimensions: Overall height – 26.3"; width – 23.1".

57400115 18" Clear – Polished Braces.
Windshield dimensions: Overall height – 23.4"; width – 23.1".

57400113 18" Light Smoke – Polished Braces.
Windshield dimensions: Overall height – 23.4"; width – 23.1".

Fits '00-later FLS, FLSS, FLST, FLSTC, FLSTF, FLSTFB and FLSTFBS models equipped with a auxiliary lighting. '00-later FLS, FLSS, FLST, FLSTF, FLSTFB and FLSTFBS models require separate purchase of Docking Hardware Kit P/N 91800025. Does not fit with Custom Auxiliary Lighting Kit P/N 68000051.

57061-09 18" Clear – Polished Braces.
Windshield dimensions: Overall height – 23.4"; width – 23.1".

Fits '86-'99 FLSTC, '90-'99 FLSTF and FLSTFB and '93-'96 FLSTN models with auxiliary lighting. Includes mounting hardware. Does not fit Springer models.

58240-95 21" Clear – Polished Braces.
Windshield dimensions: Overall height – 26.3"; width – 23.1".

58275-95 18" Light Smoke – Polished Braces.
Windshield dimensions: Overall height – 23.4"; width – 23.1".

D. KING-SIZE H-D DETACHABLES WINDSHIELD FOR FL SOFTAIL MODELS – GLOSS BLACK BRACES

Designed to be installed or removed without tools in seconds, a detachable windshield gives you the freedom to define your ride at the drop of a hat. Ride across the country protected from the elements, then quickly remove the windshield to hit the streets in style. This one-piece windshield is formed from hard-coated polycarbonate material to resist scratching. The shield is attached to stainless steel mounting brackets supported by molded-rubber bushings for improved isolation. Windshields are available with contemporary gloss black braces and mounting brackets and in a variety of heights to match your size and riding style.


Fits '00-later FLS, FLSS, FLST, FLSTC, FLSTF, FLSTFB and FLSTFBS models equipped with auxiliary lighting. Does not fit with Custom Auxiliary Lighting Kit P/N 68000051. Includes mounting hardware.

57400110 21" Clear – Black Braces.
Windshield dimensions: Overall height – 26.3"; width – 23.1".

57400111 18" Light Smoke – Black Braces.
Windshield dimensions: Overall height – 23.4"; width – 23.1".

Fits '86-'99 FLSTC, '90-later FLS, FLSS, FLSTF, FLSTFB and FLSTFBS, '06 FLST and '93-'96 FLSTN models without auxiliary lamps. (Does not fit Springer models.)

57688-10 21" Clear – Black Braces.
Windshield dimensions: Overall height – 26.3"; width – 23.1".



C. KING-SIZE H-D DETACHABLES WINDSHIELD FOR FL SOFTAIL MODELS – POLISHED BRACES



D. KING-SIZE H-D DETACHABLES WINDSHIELD FOR FL SOFTAIL MODELS – GLOSS BLACK BRACES

Not all products are available in all countries – please consult your dealer for details.

236 SOFTAIL®

Windshields – FL Softail

A. KING-SIZE NOSTALGIC H-D® DETACHABLES™ WINDSHIELD FOR FL SOFTAIL MODELS

Formed from hard-coated polycarbonate to resist scratching, this one-piece windshield features a nostalgic horseshoe-shaped outer brace with stylized Bar & Shield® logo. The highly polished mounting brackets attach easily with the included mounting hardware and after initial installation, the windshield can be removed and re-attached without tools in seconds. H-D Detachables Windshields are available in 21" and 18" versions to match your need for wind protection.

Fits '05-later FLS, FLSS and FLSTN, '86-later FLSTC, '00-later FLSTF, FLSTFB, FLSTFBS, and '06 FLST models with or without auxiliary lamps. Does not fit with Custom Auxiliary Lighting Kit P/N 68000051. Additional mounting hardware not required.

57140-05 21" Clear.
Windshield dimensions: Overall height – 26.3"; width – 23.1".

57141-05 18" Light Smoke.
Windshield dimensions: Overall height – 23.4"; width – 23.1".

B. KING-SIZE H-D DETACHABLES WINDSHIELD FOR NACELLE-EQUIPPED MODELS WITHOUT AUXILIARY LIGHTING

This one-piece polycarbonate windshield is designed with a larger diameter opening to wrap around the contour of the Freight Train Headlamp Nacelle Kit. Full length windshield will not fit with Original Equipment or accessory Auxiliary Lamp Kits.

Fits '86-later FLS, FLSS, FLSTC, FLSTF, FLSTFB and FLSTFBS, '06 FLST and '93-'96 FLSTN models equipped with the Freight Train Headlamp Nacelle Kit. Does not fit models equipped with Auxiliary Lamp Kits.

58652-97A 19" Clear.
Windshield dimensions: Overall height – 26.3"; width – 23.1".

58653-97A 16" Light Smoke.
Windshield dimensions: Overall height – 23.4"; width – 23.1".

Also available:

KING-SIZE H-D DETACHABLES WINDSHIELD FOR NACELLE-EQUIPPED MODELS WITH AUXILIARY LIGHTING

This one-piece polycarbonate windshield is designed with a larger diameter opening to wrap around the contour of the Freight Train Headlamp Nacelle Kit. Windshield is shaped to accept Original Equipment or accessory Auxiliary Lamp Kits.

Fits '86-later FLS, FLSS, FLSTC, FLSTF, FLSTFB and FLSTFBS, '06 FLST and '93-'96 FLSTN models equipped with the Freight Train Headlamp Nacelle Kit and Auxiliary Lamps.

58649-97A 19" Clear.
Windshield dimensions: Overall height – 26.3"; width – 23.1".

58651-97A 16" Light Smoke.
Windshield dimensions: Overall height – 23.4"; width – 23.1".



A. KING-SIZE NOSTALGIC H-D DETACHABLES WINDSHIELD FOR FL SOFTAIL MODELS



B. KING-SIZE H-D DETACHABLES WINDSHIELD FOR NACELLE-EQUIPPED MODELS WITHOUT AUXILIARY LIGHTING – 19" CLEAR

SOFTAIL® 237

Windshields – Springer®

C. KING-SIZE H-D® DETACHABLES™ WINDSHIELD FOR HERITAGE SPRINGER® MODELS

This one-piece windshield is formed from hard-coated polycarbonate material to resist scratching. The shield is attached to highly-polished stainless steel mounting brackets supported by molded-rubber bushings for improved isolation.

58772-97 18" Clear.

Fits '97-'03 FLSTS and '05-'07 FLSTSC models. Installation requires the separate purchase of Windshield Docking Hardware Kit P/N 58907-96B. Will not fit with Chrome Billet Mini Tach Mounts. Windshield dimensions: Overall height – 27.0"; width – 23.1".

D. H-D DETACHABLES COMPACT WINDSHIELD FOR SOFTAIL SPRINGER MODELS

Get the convenience of detachables and the traditional Harley-Davidson® look in one easy-to-install windshield. This windshield is formed from a hard-coated polycarbonate that resists scratching and abrasion. Equipped with H-D Detachables docking hardware, the windshield can be installed or removed in seconds without tools, keeping your bike ready for the open road or for a run down Main Street. Available with your choice of traditional polished or sinister gloss black vertical and horizontal braces, these windshields blend with your customizing style.

Fits '08-'11 FLSTSB models. Installation requires separate purchase of Windshield Docking Hardware Kit P/N 58907-96B (chrome) or 58165-09 (black).

58073-09 15" Clear – Black Braces.

Windshield dimensions: Overall height – 26.8"; width – 19.7".

58161-09 11" Light Smoke – Black Braces.

Windshield dimensions: Overall height – 22.8"; width – 19.7".

Fits '97-'03 FLSTS, '05-'07 FLSTSC and '93-'09 FXSTS, FXSTSB and '09 FXSTSSE models. Installation requires the separate purchase of Windshield Docking Hardware Kit P/N 58907-96B (chrome) or 58165-09 (black). (Will fit with or without auxiliary lighting.) Will not fit with Chrome Billet Mini Tach Mounts.

58770-96 18" Clear – Polished Braces.

Windshield dimensions: Overall height – 26.8"; width – 19.9".

58771-96 14" Light Smoke – Polished Braces.

Windshield dimensions: Overall height – 22.8"; width – 19.9".

Shown with:

DOCKING HARDWARE FOR H-D DETACHABLES WINDSHIELDS

Required for installation of H-D Detachables Windshields on '97-'11 FLSTS, FLSTSB and FLSTSC and '93-'09 FXSTS, FXSTSB and '09 FXSTSSE models.

58907-96B Springer – Polished.

58165-09 Springer – Black.



C. KING-SIZE H-D DETACHABLES WINDSHIELD FOR HERITAGE SPRINGER MODELS – 18" CLEAR



D. H-D DETACHABLES COMPACT WINDSHIELD – GLOSS BLACK BRACES (11" SHOWN)



D. H-D DETACHABLES COMPACT WINDSHIELD – POLISHED BRACES

Not all products are available in all countries – please consult your dealer for details.

238 SOFTAIL®

Windshield Accessories

A. FORK-MOUNT WIND DEFLECTORS – CHROME

Dress your bike for comfort and style. Wind Deflectors extend the windshield's coverage for superior protection in any weather. The scooped Deflectors are shaped to channel the air flow and direct the rush of air and turbulence around the rider. Deflectors attach to the fork brackets for a clean, integrated look and the chrome finish is the perfect complement to polished or chrome front end components. Easy to install kit includes all required mounting hardware.

57400143

Fits '86-later FLS, FLSS, FLST, FLSTC, FLSTF, FLSTFB and FLSTFBS, '93-'96 FLSTN and '10-'12 FLSTSE models equipped with Harley-Davidson® King-Size Windshield and/or Passing Lamp Kits. Does not fit Springer® models.



A. FORK-MOUNT WIND DEFLECTORS – CHROME

B. REPLACEMENT WINDSHIELD SCREEN

Tailor your existing windshield for your riding preference. Replace the original windshield with a screen sized to improve wind protection. Uses your existing mounting brackets and hardware for an easy, economical conversion.

Fits '86-later FLS, FLSS, FLSTC, FLSTF, FLSTFB and FLSTFBS, '06 FLST and '93-'96 FLSTN equipped with a H-D® Detachables™ King-Size Windshield. (Does not fit Springer models.)

57754-04 23" Clear.

57975-99 21" Light Smoke.

58277-95 18" Light Smoke.

Fits '86-later FLS, FLSS, FLSTC, FLSTF, FLSTFB and FLSTFBS, '06 FLST and '93-'96 FLSTN models equipped with the Chrome Headlamp Nacelle Kit P/N 67907-96B.

58657-97A 19" Clear.



B. REPLACEMENT WINDSHIELD SCREEN

C. WINDSHIELD ACORN NUT KIT

Kit contains 10 chrome-plated low crown 12-24 acorn nuts.

94111-95

Fits Compact, King-Size, Convertible and Road King® windshields. (Pkg. of 10.)



C. WINDSHIELD ACORN NUT KIT

D. MID-FRAME AIR DEFLECTOR

Improve rider comfort during the summer riding season. Designed for severe duty and extreme temperature applications, these inconspicuous black deflectors attach to the frame and surround the top of the rear cylinder head. The scoop shape captures the moving air and uses the flow to direct the heat down and away from the rider to improve comfort. Kit includes all required mounting hardware.

29200008A

Fits '08-later Softail models (except FXCW, FXCWC, FXSB, FXSBSE and FXSE).



D. MID-FRAME AIR DEFLECTOR

E. SOFT LOWERS

Extend your riding season. Full coverage Soft Lowers provide wind and mud protection for the rider's legs and boots and minimize cold updrafts as the weather changes. Covers are custom shaped to hug the engine guard to minimize flapping and they simply clip in place for speedy installation as the weather changes. Two-way zippered outer edge accommodates guard-mounted highway pegs in almost any position. Reflective piping provides added visibility and the rigid inner panel provides ample clearance around the foot controls.

57100213

Fits FL Softail models equipped with Engine Guard P/N 49004-90 or 49004-00A. Does not fit Mustache or Nostalgic Engine Guards. Does not fit models with forward controls, Extended Reach Brake Lever or Extended Reach Shift Lever.



E. SOFT LOWERS

ENJOY THE RIDE

The right seat is equal parts ergonomics and comfort. Its shape anchors your position and determines the reach to the ground and to the controls, and the padding supports your tailbone and hips to relieve stress and pressure. Pick the right one for you — and your passenger.

CHANGING YOUR SEAT



Switching out your seat is simple. And because certain rides call for certain styles, some folks like to have multiple seats to match the occasion. Install a comfortable, supportive touring seat for the longer treks and swap it out for a low-profile seat for a night on the town. Please see your owner's manual for proper removal and installation of seats.

SUNDOWNER SEATS

Designed to maximize long-range comfort, Sundowner Seats feature a deep bucket design that cradles the rider and provides a low slung "in-the-bike" seating position.

DEEP BUCKET SHAPE
FOR RIDER COMFORT &
BACK SUPPORT

NARROW NOSE
KEEPS LEGS
TOGETHER TO
SIMPLIFY REACH
TO THE GROUND

SOFTAIL SEAT TYPES

Solo or two-up, comfort or style, check out these seats to get an idea of where you want to sit.



LOW-PROFILE SEATS

These saddles combine radical styling with a "deep-in-the-bike" riding position. Long and lean, Badlander™ seats bring you lower to the ground than most other seats.



POSITION SEATS

Designed to place the rider in the best relationship to the controls, Reach™ and Tallboy™ seats position short and tall riders for a comfortable extension of the arms and legs.



TOURING SEATS

Designed for comfort, Sundowner and Signature Series seats offer a broad seating surface to reduce pressure points and a dished shape that holds you in place and provides additional back support.

Not all products are available in all countries – please consult your dealer for details.

UV-RESISTANT
VINYL COVER
FOR LONG-TERM
DURABILITY



240 SOFTAIL®

Seating – Reach™

REACH SEATS

Designed to position riders with a shorter inseam closer to the ground, Reach Seats are shaped to place the rider in a comfortable and confident relationship to the hand and foot controls. The wide seating surface provides loads of support while riding and the narrow tapered nose brings your legs together for an easier reach to the ground at a stop. Reach Seats feature a stepped profile that provides back support and keeps the rider from sliding back during acceleration.

A. REACH SEAT

Designed specifically for riders requiring a close to the bar riding position, this seat positions the rider approximately 1.0" forward and the narrow front profile brings your legs closer together to help you plant your feet firmly on the ground. The seat features a textured vinyl insert and a Bar & Shield® logo that shows you are riding in style.

52442-04A

Fits '00-later FLST, FLSTC, FLSTNSE and FLSTSC, '00-'06 FLSTF, '00-'05 FX Softail models (except FXSTD). Also fits FLSTN models with removal of stock luggage rack. Seat width 13.5"; passenger pillion width 10.0".

51470-06A

Fits '07-later FLSTF, FLSTFB, FLSTFBS and FLSTSB and '06-'15 FXST, FXSTB, FXSTC and FXSTS and '07-'08 FXSTSSE models. Does not fit FLSTSE models. FLSTSB models require separate purchase of Passenger Footpeg Mounting Kit P/N 50932-08 and passenger footpegs. Seat width 13.5"; passenger pillion width 10.0".

B. REACH SEAT – BLACKLINE® & SOFTAIL SLIM®

The Reach forward position seat is designed to move riders 1.25" closer to the hand and foot controls. The scooped bucket-shape saddle provides a wide seating surface and added back support for long-range touring, while the narrow tapered front profile brings your legs 1.0" closer together to help your feet rest firmly on the pavement when stopped.

52000012


Fits '12-later FLS and FLSS and '11-'13 FXS models. Installation requires separate purchase of Passenger Footpeg Mounting Kit P/N 50932-08 and passenger footpegs. Seat width 13.5"; passenger pillion width 9.5".

C. REACH SOLO SEAT – FXSB SOFTAIL

Designed to position riders with a shorter inseam closer to the ground, Reach Seats are shaped to place the rider in a comfortable and confident relationship to the hand and foot controls. The wide seating surface provides loads of support while riding and the narrow tapered nose brings your legs together for an easier reach to the ground at a stop. Reach Seats feature a stepped profile that provides back support and keeps the rider from sliding back during acceleration. This Reach Solo Seat is styled to match the Softail Breakout® model's Original Equipment seat and features a textured vinyl inlay and Harley-Davidson® medallion insert. The seating surface complements the Original Equipment passenger pillion.

52000099

Fits '13-later FXSB and FXSBSE and '16-later FXSE models. Seat width 14.5".



A. REACH SEAT



B. REACH SEAT – BLACKLINE & SLIM



C. REACH SOLO SEAT – FXSB SOFTAIL

SOFTAIL® 241

Seating – Reach™ & Tallboy™



D. SUPER REACH SOLO SEAT (54380-11 SHOWN)

D. SUPER REACH SOLO SEAT

Get a little bit closer. Super Reach forward position seats are designed to move riders with a shorter inseam even closer to the controls and to bring the legs about 1.0" closer together so that your feet rest firmly on the pavement. The scooped bucket-shape saddle is enhanced with added back support padding to move the rider up to 1.0" lower and 2.5" forward. The combination positions the rider closer to the hand and foot controls to offer both comfort and confidence. For a two-up ride, combine the solo seat with the Touring Passenger Pillion P/N 51898-05A (sold separately).

54380-11

Fits '07-later FLSTC, '05-later FLSTN and FLSTNSE, '05-'10 FLST and FLSTSC models. Seat width 12.0".

54381-11

Fits '07-later FLSTF, FLSTFB and FLSTFBS models. Seat width 12.0".

E. TALLBOY SEAT

The correct riding position can help a tall rider sit comfortably on the bike and avoid leg cramps and back strain during a long day in the saddle. For riders with a longer inseam, a Tallboy Seat will put you on the road to fatigue-free riding. Designed to move the rider up and back from the stock seating position, a Tallboy Seat can eliminate the "knees-high" riding position and effectively places the body for a natural arm and leg reach to the controls. Tallboy Seats feature a bucket-shaped design for added support and a wide seating surface to reduce pressure on the tailbone. This Tallboy Seat moves the rider back 2.0" and up 3.0" as compared to the Original Equipment seat. The new position allows additional leg and arm movement for the long-limbed rider and a comfortable seating space for the open road. The Tallboy Seat features a smooth vinyl surface that complements many motorcycle models and a wide pillion for added passenger comfort.

51469-06A

Fits '07-later FLSTF, FLSTFB, FLSTFBS and FLSTSB, '06-'15 FXST, FXSTB, FXSTC and FXSTS and '07-'08 FXSTSSE models. Does not fit FLSTSE models. FLSTSB models require separate purchase of Passenger Footpeg Mounting Kit P/N 50932-08 and passenger footpegs. Seat width 16.5"; pillion width 12.5".



**D. SUPER REACH SOLO SEAT
(54381-11 SHOWN WITH ORIGINAL EQUIPMENT PASSENGER PILLION)**



E. TALLBOY SEAT

Not all products are available in all countries – please consult your dealer for details.

242 SOFTAIL®

Seating – Spring Seats

A. BOBBER SOLO SADDLE

How low can you go? This minimalist solo seat takes the stripped-down garage-built look about as far as you can go. The thick distressed black leather cover is bonded directly to the formed metal seat pan and minimizes the foam filler and the extra height it brings. The raw-edge leather pad is joined to the pan with brass rivets, and features matching brass "Milwaukee Since 1903" trim that will develop a rich patina with use. The Bar & Shield® logo is embossed into the leather surface as a finishing touch. Easy to install, the bolt-on seat and a model-specific installation kit includes everything you need to get the bobber look. No cutting, welding or fabrication is necessary.

52000277 Distressed Black Leather.
Fits '04-'06 and '10-later XL, '06-later Dyna® and '08-later FLS, FLSS, FLSTC, FLSTN and FXS models. Installation requires separate purchase of model-specific Rigid or Spring Seat Mounting Hardware Kit. Seat width 10.5".

B. SOLO SADDLE

Add nostalgic "bobber" looks to your modern Harley-Davidson® motorcycle. Available in elegant leather, this solo seat features a low-profile design that provides the minimalist "just enough to ride" look. The smooth metal seat pan and the simple frame cover leave a clean, finished appearance. Easy to install, the bolt-on seat and model-specific Spring Seat Installation Kit include everything you need to get the bobber look. No cutting, welding or fabrication is necessary and the seat can be removed and replaced with a touring seat for a two-up night on the town.

Fits '04-'06 and '10-later XL, '06-later Dyna and '08-later FLS, FLSS, FLSTC, FLSTN and FXS models. Installation requires separate purchase of model-specific Rigid or Spring Seat Mounting Hardware Kit. Seat width 10.5".

52000279 Black Leather.

52000278 Brown Leather.

52000276 Black Diamond.

52000275 White Diamond.

Also available:

SPRING SADDLE INSTALLATION KIT

The torsion-style springs are designed for the optimum balance between spring suspension and support. Required for installation of Solo Saddle Kit P/N 52000277, 52000279, 52000278, 52000275, 52000276, 52000180, 54072-10, 54373-10, 52000114 and 52000113. Kit includes springs, mounting brackets, frame cover and hardware.

54376-10B

Fits '08-later FLSTC and FLSTN models.

52000014B


Fits '11-later FLS, FLSS and FXS models.



A. BOBBER SOLO SADDLE (SHOWN WITH SPRING SADDLE INSTALLATION KIT)



B. SOLO SADDLE – BLACK LEATHER
(SHOWN WITH SPRING SADDLE
INSTALLATION KIT)



B. SOLO SADDLE – BROWN LEATHER
(SHOWN WITH SPRING SADDLE
INSTALLATION KIT)



B. SOLO SADDLE – BLACK DIAMOND
(SHOWN WITH SPRING SADDLE
INSTALLATION KIT)



B. SOLO SADDLE – WHITE DIAMOND
(SHOWN WITH SPRING SADDLE
INSTALLATION KIT)

NOTE: Some Harley-Davidson seats are made of leather. Fine leathers or other natural materials WILL gain "character," such as wrinkles or wear, with age. This is normal. A fine, aged patina and character wrinkles are a sign of the extremely high quality materials used to construct your seat or backrest. The appearance of scars or marks on the leather are a result of using natural leather panels and should not be thought of as an imperfection. Please use Harley-Davidson Leather Protectant P/N 93600034 to protect your investment.

Not all products are available in all countries –
please consult your dealer for details.

NEW



C. BRAWLER SOLO SEAT – SOFTAIL

SOFTAIL® 243

Seating – Low Profile

C. BRAWLER™ SOLO SEAT

When it's time to go it alone, go in style. These premium quality cowhide leather solo saddles feature a smooth, sleek design that hugs the frame rails for a true custom look. The Brawler seat's design places the rider "in" the bike for a low-slung riding position. The top-grain leather seating surface and contoured foam padding provide a firm but luxurious feel. Seat does not fit with passenger pillions.

52000267

Fits '07-later FLSTF, FLSTFB, FLSTFBS and FLSTSB, '06-'15 FXST, FXSTB, FXSTC and FXSTS and '07-'08 FXSTSSE models. Does not fit FLSTSE models. Seat width 12.5".

D. LEATHER BADLANDER™ SEAT

The traditional Badlander low and lean style sets the stage for your minimalist custom ride. The frame-hugging rider seat and the slim tapered passenger pillion visually stretch the bike and enhance the slammed look. Wrapped in supple top-grain leather and finished with an embroidered Harley-Davidson® script, this seat is ready to take on the mean streets. Kit includes leather grab strap and mounting hardware.

52000254

Fits '07-later FLSTF, FLSTFB, FLSTFBS and FLSTSB, '06-'15 FXST, FXSTB, FXSTC and FXSTS and '07-'08 FXSTSSE models. Does not fit FLSTSE models. FLSTSB models require separate purchase of Passenger Footpeg Mounting Kit P/N 50932-08 and passenger footpegs. Seat width 12.0"; passenger pillion width 6.5".

E. BADLANDER SEAT

Clean smooth covers, subtle top-stitching and a frame-hugging profile add up to a statement only Harley could create. The low, lean look also offers the benefit of a reduced seat height, ideal for riders wanting the lowest possible seat height. Includes all mounting hardware.

51397-06A

Fits '07-later FLSTF, FLSTFB, FLSTFBS and FLSTSB, '06-'15 FXST, FXSTB, FXSTC and FXSTS and '07-'08 FXSTSSE models. Does not fit FLSTSE models. FLSTSB models require separate purchase of Passenger Footpeg Mounting Kit P/N 50932-08 and passenger footpegs. Seat width 12.0"; passenger pillion width 6.5".

52292-00A

Fits '00-later FLST, FLSTC, FLSTNSE, FLSTSC, '00-'06 FLSTF, '00-'05 FX Softail models (except FXSTD). Also fits FLSTN models with removal of stock luggage rack. Seat features embroidered Harley-Davidson script logo. Seat width 12.0"; passenger pillion width 6.5".

52292-94B

Fits '84-'99 Softail models (except FLSTs). Seat features embroidered Harley-Davidson script logo. Seat width 12.0"; passenger pillion width 6.5".



D. LEATHER BADLANDER SEAT



E. BADLANDER SEAT (51397-06A SHOWN)

NOTE: Some Harley-Davidson seats are made of leather. Fine leathers or other natural materials WILL gain "character," such as wrinkles or wear, with age. This is normal. A fine, aged patina and character wrinkles are a sign of the extremely high quality materials used to construct your seat or backrest. The appearance of scars or marks on the leather are a result of using natural leather panels and should not be thought of as an imperfection. Please use Harley-Davidson Leather Protectant P/N 93600034 to protect your investment.

Not all products are available in all countries – please consult your dealer for details.

244 SOFTAIL®

Seating – Sundowner

SUNDOWNER SEATS

The Sundowner Seat provides the maximum in long-riding comfort. The deep-bucket design puts your body in the proper touring position and the generous padding makes it comfortable for both the rider and passenger as the miles are adding up. The dished shape back provides added rider back support and the wide passenger pillion is shaped to minimize pressure points.

A. SUNDOWNER SEAT – SMOOTH

The smooth vinyl cover features elegant top-stitching to complement most Harley-Davidson® saddlebags and luggage.

51468-06A

Fits '07-later FLSTF, FLSTFB, FLSTFBS and FLSTSB, '06-'15 FXST, FXSTB, FXSTC and FXSTS and '07-'08 FXSTSSE models. Does not fit FLSTSE models. FLSTSB models require separate purchase of Passenger Footpeg Mounting Kit P/N 50932-08 and passenger footpegs. Seat width 16.5"; passenger pillion width 12.5".

51764-06

Fits '00-later FLST, FLSTC, FLSTNSE, FLSTSC, '00-'06 FLSTF and '00-'05 FX Softail models (except FXSTD). Also fits FLSTN models with removal of stock luggage rack. Seat width 16.5"; passenger pillion width 12.5".



A. SUNDOWNER SEAT – SMOOTH (51468-06A SHOWN)

B. SUNDOWNER SEAT – SOFTAIL DELUXE

Styled to complement the Softail Deluxe model, this Sundowner Seat features a leather valance with an embossed pattern and winged logo.

51841-06

Fits '05-later FLSTN models. Seat width: 16.5"; passenger pillion width: 12.5".



B. SUNDOWNER SEAT – SOFTAIL DELUXE

C. SUNDOWNER SEAT – HERITAGE SOFTAIL® CLASSIC STUDS

This highly stylized seat features a leather valance with decorative chrome spots, along with intricate stitching detail on the seating surface to match the '00-'15 Heritage Softail Classic model.

51813-09

Fits '00-later FLST, FLSTC and FLSTSC, FLSTNSE, '00-'06 FLSTF and '00-'05 FX Softail models (except FXSTD). Also fits FLSTN models with removal of stock luggage rack. Seat width 16.5"; passenger pillion width 12.5".



C. SUNDOWNER SEAT – HERITAGE SOFTAIL CLASSIC STUDS

SOFTAIL® 245

Seating – Sundowner



D. SUNDOWNER SEAT – BLACKLINE & SLIM

D. SUNDOWNER – BLACKLINE® & SOFTAIL SLIM®

The Sundowner Seat provides the maximum in long-riding comfort. The deep-bucket design puts your body in the proper touring position and the generous padding makes it comfortable for both the rider and passenger as the miles are adding up. The dished shape provides added rider back support and the wide passenger pillion is shaped to minimize pressure points. The smooth vinyl cover features elegant top-stitching to complement most Harley-Davidson® saddlebags and luggage.

52000011

Fits '12-later FLS and FLSS and '11-'13 FXS models. Installation requires separate purchase of Passenger Footpeg Mounting Kit P/N 50932-08 and passenger footpegs. Seat width 15.5"; passenger pillion width 12.0".

E. SUNDOWNER SOLO SEAT – FXSB SOFTAIL

The Sundowner Seat provides the maximum in long-riding touring comfort. The deep-bucket design puts your body in the proper touring position and the generous padding makes it comfortable as the miles are adding up. The dished shape provides added rider back support and the wide profile is shaped to minimize pressure points. This Sundowner Solo Seat is styled to match the Softail Breakout® model's Original Equipment seat and features a textured vinyl inlay and Harley-Davidson medallion insert. For a two-up ride, combine the solo seat with the matching Sundowner Passenger Pillion P/N 52400066 (sold separately).

52000098

Fits '13-later FXSB and FXSBSE and '16-later FXSE models. Seat width 16.0".

Shown with:

SUNDOWNER PASSENGER PILLION – FXSB SOFTAIL

Bring a passenger along for the ride. This easy-to-install detachable Passenger Pillion is styled to complement the Sundowner Solo Seat P/N 52000098. Includes grab strap.

52400066

Fits '13-later FXSB and FXSBSE and '16-later FXSE models equipped with Sundowner Solo Seat P/N 52000098 (does not fit with original equipment solo seats). Pillion width 12".

F. SUNDOWNER SEAT – SOFTAIL DEUCE™

This Sundowner Seat gives you added touring comfort without sacrificing the Deuce style that has heads turning. Styled to match the Softail Deuce with an embroidered H-D® logo.

51112-00B

Fits '00-'07 FXSTD models. Seat width 14.0"; passenger pillion width 11.0".



**E. SUNDOWNER SOLO SEAT – FXSB SOFTAIL
(SHOWN WITH SUNDOWNER PASSENGER PILLION)**



F. SUNDOWNER SEAT – SOFTAIL DEUCE

Not all products are available in all countries – please consult your dealer for details.

246 SOFTAIL®

Seating – Signature Series

A. SIGNATURE SERIES SEAT WITH RIDER BACKREST

A perfect combination of foam density and shape has created our most comfortable seat for long-haul touring. Both rider and passenger will be extra comfy riding to Sturgis® and back with the wide seating areas. When you reach your destination, city driving will be easier with the narrow nose that helps keep your legs together. Seat features an easily removable adjustable rider backrest that folds down for easier passenger mounting. Rider backrest has a 5-position height adjustment with 1.5" range and a wide range of forward/back angle adjustment with a quick twist of the control knob.

51985-08 Smooth.

Fits '07-later FLSTF, FLSTFB, FLSTFBS and FLSTSB, '06-'15 FXST, FXSTB, FXSTC and FXSTS and '07-'08 FXSTSSE models. Does not fit FLSTSE models. FLSTSB models require separate purchase of Passenger Footpeg Mounting Kit P/N 50932-08 and passenger footpegs. Seat width 16.0"; passenger pillion width 14.0".

51998-08 Smooth.

Fits '00-later FLST, FLSTC, FLSTNSE and FLSTSC, '00-'06 FLSTF and '00-'05 Softtail models (except FXSTD). Also fits FLSTN models with removal of stock luggage rack. '00-'06 FLST, FLSTC, FLSTF, FLSTSC and '00-'05 FX Softtail models require separate purchase of Seat Bracket P/N 51949-09. Seat width 16.0"; passenger pillion width 14.0".

51922-09 FLSTC Styling with Studs.

Fits '00-later FLST, FLSTC, FLSTNSE and FLSTSC, '00-'06 FLSTF and '00-'05 Softtail models (except FXSTD). Also fits FLSTN models with removal of stock luggage rack. '00-'06 FLST, FLSTC, FLSTF, FLSTSC and '00-'05 FX Softtail models require separate purchase of Seat Bracket P/N 51949-09. Seat width 16.0"; passenger pillion width 14.0".

54397-11 Deluxe Styling with Valance.

Fits '05-later FLSTN models. Seat width 16.0"; passenger pillion width 14.0".



A. SIGNATURE SERIES SEAT WITH RIDER BACKREST – SMOOTH



A. SIGNATURE SERIES SEAT WITH RIDER BACKREST – FLSTC STYLING



A. SIGNATURE SERIES SEAT WITH RIDER BACKREST – DELUXE STYLING

SOFTAIL® 247

Seating – Solo & Pillion



B. STANDARD LEATHER SOLO SPRING SADDLE



C. DELUXE LEATHER SOLO SPRING SADDLE WITH NOSTALGIC SKIRT

B. STANDARD LEATHER SOLO SPRING SADDLE

First offered in 1925, this timeless solo saddle offers a deep dish bucket shape and a firm leather covering. The wide seating surface and the narrow seat nose provide a surprisingly comfortable and supportive ride. Installation requires separate purchase of model-specific Seat Bracket and Spring Kit.

52004-25

Fits '08-'15 FLSTSB, FXST, FXSTB, FXSTC and FXSTS and '86-'94 Softail models. Does not fit '07-'09 FXSTSSE. Requires separate purchase of model-specific Mounting Hardware Kit P/N 51902-09 or 52225-89.

C. DELUXE LEATHER SOLO SPRING SADDLE WITH NOSTALGIC SKIRT

Step back to the late 1940s. Styled to complement the look of the post-war Harley® models, this deep dished leather solo saddle features a firm but comfortable seating surface. The flexible skirt and chrome concho add a nostalgic touch. Installation requires separate purchase of model-specific Seat Bracket and Spring Kit.

52006-47B

Fits '08-'15 FLSTSB, FXST, FXSTB, FXSTC and FXSTS and '86-'94 Softail models. Does not fit '07-'09 FXSTSSE. Requires separate purchase of model-specific Mounting Hardware Kit P/N 51902-09 or 52225-89.

Also available:

SOLO SEAT BRACKET/SPRING KIT

This kit is required to install Touring Solo Saddle P/N 51481-08, Deluxe Leather Solo Saddle P/N 52006-47B or Leather Solo Saddle P/N 52004-25.

51902-09

Fits '08-'15 FLSTSB, FXST, FXSTB and FXSTC models.

52225-89

Fits '86-'94 Softail models.

D. TOURING PASSENGER PILLIONS*

Styled to match the stitching and texture of the Original Equipment rider seat, these stylish pillions provide an extra comfortable ride for your passenger on those long journeys.

51898-05A Smooth Styling.

Fits '05-'07 FLST, '07-later FLSTC, FLSTF, FLSTFB and FLSTFBS and FLSTSC models. Pillion width 14.0".

52915-07 '07-'11 Fat Boy® Styling.

Fits '05-'07 FLST, '07-later FLSTC, FLSTF, FLSTFB and FLSTFBS and FLSTSC models. Pillion width 14.0".

52930-05 Softail Deluxe Styling.

Fits '05-later FLSTN models with Original Equipment Solo Seat. Pillion width 12.0".

51763-07 Heritage Softail® Classic Styling.

Fits '05-'07 FLST, '07-later FLSTC, FLSTF, FLSTFB and FLSTFBS and FLSTSC models. Pillion width 14.0".

52912-00 Heritage Softail Classic Styling.

Fits '84-'06 Softail models (except '05 FLSTF1 15th Anniversary models, FLSTN, FLSTS, FLSTSC or FXSTD). Pillion width 14.0".




D. TOURING PASSENGER PILLION – SMOOTH STYLING



D. TOURING PASSENGER PILLION – FAT BOY STYLING



D. TOURING PASSENGER PILLION – SOFTAIL DELUXE STYLING



D. TOURING PASSENGER PILLION – HERITAGE SOFTAIL CLASSIC STYLING



***WARNING:** Do not install on models that are not equipped with passenger footpegs. Doing so could result in death or serious injury.

Not all products are available in all countries – please consult your dealer for details.

248 SOFTAIL®

Seating Accessories

A. PASSENGER PILLION – SOFTAIL SLIM® STYLING*

Bring a passenger along for the ride. This easy-to-install detachable Passenger Pillion features a tuck and roll cover styled to match the Original Equipment Softail Slim solo seat. Kit includes mounting hardware and grab strap.

52400039

Fits '12-later FLS and FLSS models equipped with Original Equipment solo seat. Installation requires separate purchase of Passenger Footpeg Mounting Kit P/N 50932-08 and passenger footpegs. Also fits '11-'13 FXS models equipped with Tuck & Roll Solo Seat P/N 52000031. Pillion width 6.5".

B. PASSENGER GRAB RAIL

Add comfort and confidence for your riding companion. Chrome-plated handrail provides a convenient hand grip for your passenger and a secure tie-down point for pillion-mounted touring luggage.

97031-09

Fits '06-later FLST, FLSTC, and FLSTSC and '06 FLSTF models.

C. REAR FENDER BIB

Complete the stripped-down solo look by replacing the Original Equipment passenger pillion with this decorative fender cover. Form-fitted to hug the contour of the rear fender, this decorative fender cover hides the passenger pillion mounting holes that are exposed when riding with a solo seat. Styled to match the Original Equipment solo seat, the Fender Bib features a textured leather insert to complete the custom look. The molded base is finished with a soft felt underliner designed to protect the fender's painted surface.

52018-08 Softail Deluxe Styling.

Fits '05-later FLSTN models equipped with Original Equipment rider seat.

52038-08 Fat Boy® Styling.

Fits '07-later FLSTF, FLSTFB and FLSTFBS models equipped with Original Equipment rider seat.

D. CIRCULATOR SEAT AND BACKREST PADS

Keep comfortable on your next long ride. These breathable Circulator Pads feature 3-D construction that promotes air movement and reduces heat build-up where the rider's body touches the seat or backrest. Designed to keep the rider cool by reducing the perspiration build-up between you and the seating surface, the Circulator Pad can be installed and removed in seconds for easy cleaning. The low-profile design minimizes seat-height change compared to inflatable pads, while enhancing comfort with its shock-absorbing construction. Manufactured of UV-stable materials, these seat pads resist fading when exposed to the sun. Elastic under-seat strap and non-slip base provide secure installation and the available Circulator Passenger Pillion Pad attaches to the rider pad with hook-and-loop tabs.

51076-10 Large Seat Pad.

Fits Softail, Touring and Trike models with Original Equipment and accessory seats. Will not fit Bobber or Road Zeppelin™ seats. Pad width – 16.0".

51078-10 Passenger Pillion Pad.

Fits Original Equipment and accessory passenger pillions. Pad width – 13.0".

52300103 Wide Backrest Pad.

Fits wide profile rider and passenger backrest pads up to 12.0" wide and 9.0" tall.



A. PASSENGER PILLION – SOFTAIL SLIM STYLING



B. PASSENGER GRAB RAIL – FLSTC SHOWN



C. REAR FENDER BIB – SOFTAIL DELUXE MODELS



C. REAR FENDER BIB – FAT BOY MODELS



D. CIRCULATOR SEAT AND WIDE BACKREST PADS



***WARNING:** Do not install on models that are not equipped with passenger footpegs. Doing so could result in death or serious injury.

Not all products are available in all countries – please consult your dealer for details.

SOFTAIL® 249

Seating Accessories



E. TANK KNEE PAD KIT



F. TANK BRA

E. TANK KNEE PAD KIT

These self-adhesive rubber knee pads provide a touch of old school style. The rich black rubber pads feature tapered ribs and a raised Bar & Shield® logo to protect the surfaces where your legs contact the tank. The compact pads measure 7.0" by 2.75", and are flexible enough to fit many tank profiles. Sold in matched pairs.

57300065

Fits fuel tanks on many Street™, Sportster®, Dyna® and Softail models. May cover a portion of fuel tank graphics. Check appearance before adhering to tank.

F. TANK BRA

This tank bra is made with nonabrasive, fleece-backed vinyl material and features an embroidered Bar & Shield logo. It protects your fuel tank from scratches from keys, belt buckles and other objects. Designed for easy installation and a custom fit without disassembly of the tank or seat.

57799-00

Fits '93-'03 FXDWG and '00-later Softail models (except FXCW, FXCWC, FXS, FXSB, FXSE, FXSTD, FXSTSE, FXSTSSE, '09-later FLS, FLSS, FLSTC, FLSTSB and FLSTSE and '06 FLSTFSE).

G. CHROME SCREWS FOR FLST SEAT BRACKET

94289-94T

Fits '87-'99 FLSTC, FLSTF and FLSTN models.



G. CHROME SCREWS FOR FLST SEAT BRACKET

H. BILLET SEAT MOUNTING BRACKET – CHROME

The highly stylized design of this bracket adds a stunning look to the back of most seats.

51804-02

Replaces Bolt-On Seat Brackets P/N 51798-00, 51740-10, 52467-00, 51652-97A and 51652-83B used on most Original Equipment and accessory seats and pillions.



H. BILLET SEAT MOUNTING BRACKET – CHROME

I. QUICK-RELEASE SEAT HARDWARE KIT

This hardware kit allows the rider to remove one-piece Harley-Davidson® seats quickly and easily.

51676-97A

Fits '97-later XG, XL, Dyna, Softail (except FLS and FLSS models equipped with Original Equipment seat), and Touring models. Does not fit seats equipped with spring-loaded rear seat bracket.



I. QUICK-RELEASE SEAT HARDWARE KIT

J. RAIN COVERS*

Featuring a handy storage sack, this black nylon, water-resistant, Cordura® cover packs easily and shelters your seat from the storm.

51638-97 Solo Seat.

Fits H-D® solo seats (except XR and FLSTS).

51639-97 Two-Up.

Fits VRSC™, XG, XL, Dyna and Softail models with Two-Up seats. Does not fit Touring and Trike models. Does not fit with Rider Backrests.



J. RAIN COVER – SOLO SEAT



J. RAIN COVER – TWO-UP SEAT



***WARNING:** Do not use while riding; could result in death or serious injury.

Not all products are available in all countries – please consult your dealer for details.

250 SOFTAIL®

Luggage

A. SOFTAIL TOOLBOX

Add a traditional touch to your modern classic. Mirror chrome and gloss black teardrop-shaped Toolbox with latch provides just enough convenient storage space for your personal items. Kit includes chrome-plated mounting brackets and universal barrel-style locks with keys. Top-hinged toolbox accepts nylon Toolbox Liner P/N 91838-92 (sold separately) for packing ease.

64227-08 Right Hand, Chrome.

Fits '08-'15 FXST, FXSTB and FXSTC models. All models require Spacer Kit P/N 49352-00 if used with Original Equipment passenger footpegs. Spacer kit not required with Passenger Footboard Kit P/N 50602-00A.

64216-09 Left Hand, Gloss Black.

Fits '08-later FLS, FLSS, FLSTF, FLSTFB, FLSTFBS, FLSTSB, FXS, FXST, FXSTB and FXSTC and '08 FXSTSSE models. All models require Spacer Kit P/N 49352-00 if used with Original Equipment passenger footpegs. Spacer kit not required with Passenger Footboard Kit P/N 50602-00A. FLSTSB models require separate purchase of Screw P/N 94399-92T and Washer P/N 6595HB.

64230-08 Left Hand, Chrome.

Fits '08-later FLS, FLSS, FLSTF, FLSTFB, FLSTFBS, FLSTSB, FXS, FXST, FXSTB and FXSTC and '08 FXSTSSE models. All models require Spacer Kit P/N 49352-00 if used with Original Equipment passenger footpegs. Spacer kit not required with Passenger Footboard Kit P/N 50602-00A. FLSTSB models require separate purchase of Screw P/N 94399-92T and Washer P/N 6595HB.

64938-00 Left Hand, Chrome.

Fits '05-'07 FLST and FLSTN, '00-'06 FLSTF, '05 FLSTFSE and '00-'05 FXST, FXSTB and FXSTS models. All models (except FLSTN) require Spacer Kit P/N 49352-00 if used with Original Equipment passenger footpegs. Not required with Passenger Footboards P/N 50602-00A.

64937-00A Right Hand, Chrome.

Fits '00-'07 FLST, FLSTN, FLSTC, FLSTS and FLSTSC and '00-'05 FXST, FXSTB and FXSTS models. All models (except FLSTN) require Spacer Kit P/N 49352-00 if used with Original Equipment passenger footpegs. Not required with Passenger Footboards P/N 50955-00 and 50602-00A. '00-'07 FLSTC models require Saddlebag Relocation Kit P/N 90238-00 with Original Equipment footpegs or footboards.

B. SOFTAIL TOOLBOX LINER

Made of tough 1000 denier nylon with silkscreened Bar & Shield® logo. Features a full-length zipper and two elastic straps to secure several tools.

91838-92

Fits both left and right side toolboxes.



A. SOFTAIL TOOLBOX – CHROME



A. SOFTAIL TOOLBOX – GLOSS BLACK



A. SOFTAIL TOOLBOX



B. SOFTAIL TOOLBOX LINER

COMFORT ON THE GO

With a detachable backrest and luggage rack, your bike can go from a stripped-down afternoon cruiser to a fully loaded two-up touring machine in seconds. Comfort- and convenience-driven accessories make for a less stressful ride.

THE RIGHT COMBINATION

BUILD YOUR OWN

A detachable sissy bar upright and backrest pad is the starting point for a complete touring machine. Start by shopping the following pages and selecting all the components required for your particular model.



EQUIPPED FOR THE MILES AHEAD

Solo and stripped down, two-up and fully loaded, or anywhere in between, you can tailor any Harley-Davidson® motorcycle to meet the demands of the highway.



SOLO

Go it alone in style. Saddlebags hold a change of clothes, a rain suit and the basic travel gear. A Solo Rack and soft bag can store any souvenirs you pick up along the way.



TWO-UP

Take a day's ride on a bike built for two. Saddlebags carry clothes and the essentials, while a Sissy Bar Backrest Pad provides hours of passenger comfort on the open road.



TWO-UP WITH TOUR-PAK™ LUGGAGE

The ultimate road trip. With all this space and comfort, you and one lucky passenger are fully-equipped to go wherever you want, for as long as you want.

Not all products are available in all countries – please consult your dealer for details.

SISSY BAR UPRIGHT
& BACKREST PAD

SIDEPLATES WITH QUICK-RELEASE
CAM-LOCK LATCH

H-D® DETACHABLES™
DOCKING HARDWARE



252 SOFTAIL®

Backrests & Racks

Choosing a Backrest

A sissy bar upright and passenger backrest are the starting point to build a complete touring machine. The backrest provides long-range comfort and support and adds a feeling of control and confidence for the passenger. For permanent installation, choose rigid sideplates and a style of upright that suits your riding style. For added flexibility, choose a H-D® Detachables™ sideplate kit and appropriate Docking Hardware to make adding or removing a detachable accessory a simple "slide and click" proposition.



H-D Rigid Sideplates

Fits '00-later FLSTF, FLSTFB, FXST, FXSTB and FXSTS, '07-'11 FLSTSB and FXSTC, '06 FLSTFSE and '05-'06 FLSTN models. FXSTC models require separate purchase of fender mounted seat. '00-'02 models require separate purchase of Mounting Hardware Kit P/N 53388-03.

53378-03A Chrome.

Fits '06 FLST, '00-later FLSTC, '07-later FLSTN, '00-'03 FLSTS, '05-'07 FLSTSC models. '00-'02 models require separate purchase of Hardware Kit P/N 53388-03.

53374-03 Chrome.



H-D Detachables Sideplates

Fits '00-later FLST, FLSTF, FLSTFB, FLSTFBS, FLSTN, FLSTNSE, FLSTSB, FLSTSC, FLSTSE, FXSB, FXSBSE, FXST, FXSTB, FXSTS, FXSTSSE and '06 FLSTFSE models with or without saddlebags (except Heritage Saddlebags P/N 90876-05). Requires separate purchase of Docking Hardware Kit and may require Directional Relocation Kit. See chart for your application.

53810-00C Chrome.

54258-10A Gloss Black.

Fits '00-later FLSTC and '00-'03 FLSTS models. Also fits '05-'15 FLST and FLSTSC models with Heritage Saddlebag P/N 90876-05. Requires separate purchase of Docking Hardware Kit and may require Directional Relocation Kit. See chart for your application.

53815-00A Chrome.

Fits '84-'99 Softail models (except FLSTS). Requires separate purchase of Docking Hardware Kit and may require Directional Relocation Kit. See chart for your application.

53549-95A Chrome.



Select a Height



Standard

Standard Sissy Bar Upright
Give your passenger additional back support with a Standard Sissy Bar Upright, designed to accept a wide variety of Backrest Pads.



Low

Low Sissy Bar Upright
Shaped to complement a thicker passenger pillion, this Low Sissy Bar Upright stands between the Standard and Short Sissy Bar Upright. The ideal match for touring style seats, this upright also offers an additional height option to riders with custom style seats.



Short

Short Sissy Bar Upright
This Short Sissy Bar Upright is lower than traditional low uprights and the hidden Backrest Pad Mounting System allows for a sleek look when the pad is removed.

Sissy Bar Uprights are available in a variety of shapes and styles. Square bar uprights feature a traditional plate design that provides a flat surface that is ideal for displaying self-adhesive medallions. Round bar uprights feature a mini medallion bar and an embossed Bar & Shield® insert. Uprights are designed to accept specific 3-bolt or 2-bolt mounted backrest pads.

Select a Style



Short Square Bar Insert Style



Low Square Bar Medallion Style with 3-Bolt Pad Mount



Low Round Bar Mini Medallion Style with 3-Bolt Pad Mount



Standard Round Bar Mini Medallion Style with 2-Bolt Pad Mount

Select Your Model

Fits '04-later XL models with H-D® Detachables™ sideplates, '06-later Dyna® (except FXDF, FXDFSE and '10-later FXDWG), '84-'05 Softail (except FXSTD) and '06-later FL Softail models (except '07-later FLS, FLSS, FLSTF, FLSTFB, FLSTFBS, FLSTSE and FLSTSB and '06 FLSTFSE) with appropriate sideplates.

Fits '07-later FLSTF, FLSTFB, FLSTFBS, FLSTSB, FLSTSE and FXSTC, '06 FLSTFSE, '06-later FXST, FXSTB and FXSTS and '07-'08 FXSTSSE models with appropriate sideplates. '07-later FXSTC models require separate purchase of Fender Mounted Seat.

Fits '13-later FXSB and FXSBSE, '16-later FXSE and '09 FXSTSSE models with appropriate H-D Detachables sideplates. FXSTSSE models require separate purchase of Hardware Kit P/N 52300306.

| Height | Bar | Style | Finish | | | |
|----------|--------|----------------|-------------|------------------|-----------------|------------------|
| Short | Square | Insert | Chrome | 52737-94A | — | — |
| Short | Square | Insert | Gloss Black | 52706-07 | — | — |
| Low | Square | Medallion | Chrome | 52754-04 | — | — |
| Low | Square | Medallion | Gloss Black | 51851-09 | — | — |
| Low | Round | Mini Medallion | Chrome | 52300022 | 51477-06 | 52540-09A |
| Low | Round | Mini Medallion | Gloss Black | 52300024 | 54256-10 | 52300401 |
| Standard | Round | Mini Medallion | Chrome | 52300018 | — | — |
| Standard | Round | Mini Medallion | Gloss Black | 52300020 | — | — |

254 SOFTAIL®

Backrests & Racks

Not all products are available in all countries – please consult your dealer for details.



Typical H-D® Detachables™ Docking Hardware Kit

Select the Docking Hardware

1984-1999 Softail Docking Hardware for H-D Detachables Racks & Sideplates

Docking hardware fitment is dependent on vehicle model and saddlebag configuration.

| <i>H-D Detachables Accessory</i> | <i>Available to fit:</i> | Docking Hardware | Directional Relocation Kit |
|---|---------------------------------------|-------------------------|-----------------------------------|
| Detachable Sideplates: 53549-95A and Saddlebags: Heritage Style 90835-90C | 1984-1999 FLSTC | 53371-95B | Not Required |
| Detachable Sideplates: 53549-95A and Saddlebags: Fat Boy® 90381-98 | 1984-1999 FLSTC 1993-1996 FLSTN | 53370-95C | Not Required |
| Detachable Sideplates 53549-95A and Saddlebags: Fat Boy 90381-98, 90833-90C | 1984-1999 FLSTF, FXSTC, FXSTS, FXSTSB | 53370-95C | 53692-96 |
| Detachable Sideplates: 53549-95A only | 1984-1999 FLSTC, FLSTF, FXSTC, FXSTS | 53531-95B | Not Required |
| Detachable Sideplates: 53549-95A only | 1984-1999 FXSTSB | 53531-95B | 53692-96 |

2000-later Softail Docking Hardware for H-D Detachables Racks, Tour-Pak™ Racks & Sideplates

Docking hardware fitment is dependent on vehicle model and saddlebag configuration.

| <i>H-D Detachables Accessory</i> | <i>Available to fit:</i> | Docking Hardware | Directional Relocation Kit | |
|--|---|---------------------------------|---|-----------------|
| No Saddlebags Detachable Sideplates 53810-00C (Chrome), 53857-00B (Wrinkle Black), 54258-10A (Gloss Black), Solo Detach Rack 53649-05A (Chrome), 53612-08, 53652-05 (Black), One-Piece Detach Sissy Bar Upright P/N 53618-05 (Chrome), 52729-08 (Black), FXS One-Piece Sissy Bar P/N 52828-11, 52760-11, Solo Detach Tour-Pak Rack 53559-04B or Two-Up Detachable Tour-Pak Rack 54051-08A, 53066-00D. | 2000-2001 FLSTF, FXST, FXSTB, FXSTS | 53824-00A | 53820-00 | |
| | 2002 FXST, FXSTB, FXSTS, FLSTF | 53824-00A | 53859-02A | |
| | 2003-later FXST, FXSTB, FXSTS, FXSTSSE, FXSTC, FLSTF, FLSTFB, FLSTFBS, FLSTBS, '06 FLSTFSE | 53932-03A | 53959-06 Chrome 54268-10 Black | |
| | 2005-later FLSTN, FLST | 53932-03A | Not Required | |
| | 2005-2007 FLSTSC | 53932-03A | 53959-06 Chrome 54268-10 Black | |
| | 2011-later FLS, FLSS, FXS | 53932-03A | 54296-11 | |
| | 2013-later FXSB, FXSBSE, 2016-later FXSE | 52300239 | Not Required | |
| With P&A Saddlebags Detachable Sideplates 53810-00C (Chrome), 53857-00B (Wrinkle Black), 54258-10A (Gloss Black), Solo Detach Rack 53649-05A (Chrome), 53612-08, 53652-05 (Black), One-Piece Detach Sissy Bar Upright P/N 53618-05 (Chrome), 52729-08 (Black), Solo Detach Tour-Pak Rack 53559-04B, Two-Up Detachable Tour-Pak Rack 54051-08A, 53066-00D. | 2000-2001 FLSTF, FXST, FXSTB, FXSTS | 53821-00A | 53820-00 | |
| | 2002 FLSTF, FXST, FXSTB, FXSTS | 53821-00A | 53859-02A | |
| | 2006 FLSTFSE, 2003-later FLSTF, FLSTFB, FLSTFBS, FLSTBS, FXST, FXSTB, FXSTC, FXSTS, 2007-2008 FXSTSSE | 53930-03B | 53959-06 Chrome 54268-10 Black | |
| | 2005-later FLST, FLSTN | 53930-03B | Not Required | |
| | 2005-2007 FLSTSC | 53930-03B | 53959-06 Chrome 54268-10 Black | |
| With P&A Saddlebags 53015-05, 53061-00A, 88237-07, 88238-07, 88263-07, 88286-07, 90058-05, 90114-00A, 90119-00A, 90130-00B, 90133-06B, 90200765, 90200816, 90201389, 90320-00B, 90384-04, 90384-06, 90388-04, 90419-08, 91536-00A, 91537-00A, 91555-01A, 92000-00B and 92015-03. | 2013-later FXSB, FXSBSE, 2016-later FXSE | 52300243 | Not Required | |
| | 2009 FXSTSSE | 53821-00A | 53959-06 Chrome 54268-10 Black | |
| | With Original Equipment Saddlebags Detachable Sideplates 53815-00A (Chrome), Adjustable Sideplates 52300001 (Chrome), Solo Detach Rack 53649-05A (Chrome), 53652-05 (Black), Solo Detach Tour Pak Rack 53559-04B or Two-Up Detachable Tour Pak Rack 54051-08A, 53066-00D with Original Equipment Saddlebags or with P&A Saddlebags P/N 90876-05. | 2000-2002 FLSTC | 53822-00A | Not Required |
| | | 2003-later FLSTC | 53931-03A | Not Required |
| | | 2000-2001 FLSTS | 53822-00A | 53820-00 |
| 2002 FLSTS | | 53822-00A | 53859-02A | |
| Detachable Sideplates and Hard Saddlebags 90715-08XX. | 2003 FLSTS | 53931-03A | 53959-06 Chrome 54268-10 Black | |
| | 2005-2007 FLSTSC | 53931-03A | 53959-06 Chrome 54268-10 Black | |
| | 2006 FLST | 53931-03A | Not Required | |
| Detachable Sideplates and Hard Saddlebags 90725-08XX. | 2008-later FLSTF, FLSTFB, FLSTFBS | 53930-03B & 53075-03 | Included with Hard Saddlebags | |
| | 2008-later FLSTN | 53930-03B & 53075-03 | Not Required | |

*See fitment for Saddlebag Kits P/N 88237-07, 88238-07 or 88306-07.

SOFTAIL® 255

Backrests & Racks



A. ONE-PIECE H-D DETACHABLES TALL SISSY BAR UPRIGHT – GLOSS BLACK (SHOWN WITH PASSENGER BACKREST PAD)



B. ONE-PIECE H-D DETACHABLES SISSY BAR UPRIGHT – CHROME



C. ONE-PIECE H-D DETACHABLES SISSY BAR – BLACKLINE & SLIM

A. ONE-PIECE H-D® DETACHABLES™ TALL SISSY BAR UPRIGHT – GLOSS BLACK

The sweeping shape and gloss black finish of this slim, round bar Sissy Bar Upright complements the classic "bobber" look of the Softail Cross Bones® model. The one-piece design eliminates separate sideplates for a clean appearance and the stylized upper kick angle mimics the old-school sissy bars of the '50s and '60s. Can be used with Passenger Backrest Pad P/N 52631-07.

52729-08A

Fits '07-later FLSTF, FLSTFB, FLSTFBS, FLSTSB and FLSTSE and '06-'15 FXST, FXSTB, FXSTC and FXSTS models. Requires separate purchase of Docking Hardware Kit and may require Turn Signal Relocation Kit. See Docking Hardware Fitment Chart for your application.

Shown with:

PASSENGER BACKREST PAD

Styled to complement available touring and custom seats.

52631-07

Fits One-Piece H-D Detachables Sissy Bar Upright P/N 52729-08A, 51853-07, 51849-07, 51146-10A, 51161-10A, 52300040A, 52300042A, 52300044A or 52300046A.

B. ONE-PIECE H-D DETACHABLES SISSY BAR UPRIGHT – CHROME

The sweeping shape of this slim, round bar Passenger Upright accents the nostalgic lines of the Softail Deluxe model and the one-piece design eliminates separate sideplates for a clean design. The chrome Detachable Upright accepts Backrest Pads P/N 53928-05, 51587-05 and 51687-06 and features a stylized Bar & Shield® cross-brace.

53618-05A

Fits '05-later FLST, FLSTN, FLSTNSE and FLSTSC, '00-'06 FLSTF and '00-'05 FXST, FXSTB and FXSTS models. Does not fit '06 FLSTSE. Fits with or without saddlebags. Does not fit with Heritage Saddlebags P/N 90876-05. Requires separate purchase of appropriate Docking Hardware Kit and may require Directional Relocation Kit.

C. ONE-PIECE H-D DETACHABLES SISSY BAR – SOFTAIL BLACKLINE® & SOFTAIL SLIM®

Sweeping curves and a sleek gloss black finish add a custom look to this detachable Sissy Bar. Featuring a slotted base and beefy solid bar upright, the one-piece design incorporates exclusive cam lock H-D Detachables hardware that allows you to install or remove the passenger backrest in seconds. Just add your choice of backrest pad to complete the system. Available in your choice of short or standard-height designs.

Fits '11-later FLS and FLSS and '11-'13 FXS models. Requires separate purchase of appropriate Docking Hardware P/N 53932-03A and Turn Signal Relocation Kit P/N 54296-11. Models equipped with Side-Mount License Plate require Relocation Kit P/N 67900127A. Models equipped with a center-mount license plate and fender-mounted reflectors require installation of additional components (sold separately): Red Reflector Kit P/N 67900223 or Amber Reflector Kit P/N 67900224.

52828-11 Short, Gloss Black.

52760-11 Standard-Height, Gloss Black.

Also available:

PASSENGER BACKREST PAD – SOFTAIL BLACKLINE

Styled to complement the FXS Original Equipment or accessory seats, these compact Backrest Pads are the perfect match for Softail Blackline® motorcycle.

Fits '12-later FLS and FLSS and '11-'13 FXS models equipped with Sissy Bar P/N 52760-11 or 52828-11.

52300013 FXS Perforated with grey stitching.

52300038 Smooth.

256 SOFTAIL®

Backrests & Racks

A. TALL SISSY BAR UPRIGHT – SOFTAIL DEUCE™

The Deuce model was designed to accept this chrome-plated upright without the need for sideplates, providing a clean look. The design allows the upright to be mounted directly to the fender, giving the appearance that the upright comes right out of the seat. Easily removable, the upright offers you an instant option of stock Original Equipment look. Mounting hardware installs in minutes and is hidden from view by a unique cut-out in the passenger pillion base.

51144-02

Fits '00-'07 FXSTD models.

Shown with:

TALL BACKREST PAD – SOFTAIL DEUCE

This taller backrest pad is designed to give the passenger more back support for the long haul. Works with the Tall Upright P/N 51144-02.

51099-02

Fits '00-'07 FXSTD models equipped with Deuce Tall Upright P/N 51144-02.

PASSENGER BACKREST PADS

Choose from a wide variety of backrest pad sizes and shapes to match your comfort and style demands. Designed to complement Original Equipment and accessory seats, these pads are engineered to fit specific sissy bar upright types.

B. SHORT BACKREST PAD

Innovative Backrest Pad Mounting System features a brushed stainless steel insert framed with chrome plate and hardware.

52517-94

Fits Short Insert Style Sissy Bar Upright P/N 51513-02, 52737-94A or 52706-07.

C. BACKREST PADS

Sized to fit medallion and mini medallion-style sissy bar uprights. Pad mounts with single center screw and bolt-on mounting strap. Includes chrome-plated mounting hardware.

Fits Low Medallion Style Sissy Bar Upright P/N 52754-04 or 51851-09, Low Square Bar Mini-Medallion Style Sissy Bar Upright P/N 53282-06, Standard Square Bar Mini Medallion Style Sissy Bar Upright P/N 53281-06 or 53407-06, Standard Medallion Style Sissy Bar Upright P/N 52735-85, 53007-98, 52655-84, 52909-02 or 51517-02, Standard Bar & Shield® Style Sissy Bar Upright 52739-83 or 51514-02, Standard Heritage Style Sissy Bar Upright P/N 52731-00 and Low Round Bar Sissy Bar Upright P/N 52300022 or 52300024.

1. 52652-04 Smooth.

2. 52626-04 Smooth Top-Stitched.

D. BACKREST PADS

Sized to fit round bar sissy bar uprights, these pads mount to mini medallion-style uprights with two mounting holes.

Fits Standard Round Bar Mini-Medallion Style Upright P/N 52877-10 or 51168-10. Also fits Low Round Bar Mini Medallion Style Sissy Bar Upright P/N 52300401, 52540-09A, 51477-06, 54256-10, 52300049 and 52300050.

1. 51641-06 Smooth Top-Stitched.

2. 51640-06 Smooth Bucket.

3. 51622-07 Fat Boy® Lacing Bucket.

4. 52300293 CVO FXSBSE Style – Brown.

5. 52300336 '14 CVO FXSBSE Style.



A. TALL SISSY BAR UPRIGHT – SHOWN WITH TALL BACKREST PAD



B. SHORT BACKREST PAD



C. BACKREST PADS



D. BACKREST PADS

SOFTAIL® 257

Backrests & Racks



E. BACKREST PADS

E. BACKREST PADS

Sized to fit medallion and mini medallion-style sissy bar uprights. Pad mounts with single center screw and bolt-on mounting strap. Kit includes chrome-plated mounting hardware.

Fits Low Medallion Style Sissy Bar Upright P/N 52655-84, 52909-02, 52754-04, 51851-09, Standard Medallion Style Sissy Bar Upright P/N 52735-85 or 52877-08, Standard Square Bar Mini Medallion Style Sissy Bar Upright P/N 53281-06 or 53407-06, Standard Heritage Style Sissy Bar Upright P/N 52731-00 and Standard Round Bar Sissy Bar Upright P/N 52300018 or 52300020.

1. 52612-95 Smooth Top-Stitched.

2. 52412-79A Embossed Bar & Shield® Logo.

3. 52348-97 Heritage Classic Bucket.

4. 52347-97 Fat Boy® Bucket.

5. 51132-98 Smooth Bucket.

F. PASSENGER BACKREST PAD – BLACKLINE® & SOFTAIL SLIM®

Styled to complement the FXS Original Equipment or accessory seats, these compact Backrest Pads are the perfect match for Softail Blackline motorcycle.

Fits '12-later FLS and FLSS and '11-'13 FXS models equipped with Sissy Bar P/N 52760-11 or 52828-11.

1. 52300013 FXS Perforated with grey stitching.

2. 52300038 Smooth.

G. SHORT BACKREST PAD FOR SOFTAIL ONE-PIECE UPRIGHT

Styled to complement the Softail Deluxe Original Equipment seat and passenger pillion, this Short Backrest Pad hugs the contour of the one-piece upright.

53928-05 Softail Deluxe Pattern.

Fits One-Piece Passenger Upright P/N 53618-05.

H. TALL BACKREST PAD FOR SOFTAIL ONE-PIECE UPRIGHT

Styled to complement your Softail model Original Equipment seat and passenger pillion, this Tall Backrest Pad delivers additional passenger support for the run across town or across the country. Combine with a matching Touring Passenger Pillion for maximum comfort.

51587-05 Softail Deluxe Pattern.

Fits One-Piece Passenger Upright P/N 53618-05.



F. PASSENGER BACKREST PAD – BLACKLINE & SOFTAIL SLIM



G. SHORT BACKREST PAD FOR SOFTAIL ONE-PIECE UPRIGHT



H. TALL BACKREST PAD FOR SOFTAIL ONE-PIECE UPRIGHT – SOFTAIL DELUXE PATTERN

Not all products are available in all countries – please consult your dealer for details.

258 SOFTAIL®

Backrests & Racks

A. AIR FOIL PREMIUM LUGGAGE RACK*

The low-profile aerodynamic styling defines the look of this Luggage Rack. Available in mirror chrome or rich gloss black finish, the die-cast rear "Air Foil" grabs your attention and the Bar & Shield® insert adds a signature touch. The elegant round tube rack features inlaid rubber runners for added grip and dedicated bungee mounting points to simplify luggage tie-down. Kit includes all necessary mounting hardware. For added visibility, the rack is designed to incorporate the internal wiring of the Air Foil Rack LED Light Kit P/N 68000076 (red) or 68000077 (smoked) for a clean look.

Fits '04-later XL models equipped with H-D® Detachables™ Sideplates, '06-later Dyna® models (except FXDF, FXDFSE and '10-later FXDWG) equipped with Rigid or Detachable Sideplates, '84-'05 Softail (except FLSTN and FXSTD) and '06-later FLST, FLSTC, FLSTNSE and FLSTSC and '06 FLSTF models equipped with Detachable or Rigid Mount Sideplates.

54290-11 Chrome.

54291-11 Gloss Black.

B. AIR WING TWO-UP LUGGAGE RACK*

The low-profile aerodynamic styling defines the look of this Luggage Rack. Available in mirror chrome or rich gloss black finish, the rack draws your eye with its sleek lines and the engraved Harley-Davidson® script adds a signature touch. The die-cast wing and lightweight steel tubing are hand-polished before finishing for long-lasting beauty. Kit includes all necessary mounting hardware. For added visibility, the rack is designed to incorporate the internal wiring of the Air Wing Rack Light Kit P/N 68000005 or 68000006 (sold separately) for a clean look.

Fits '07-later FLSTF, FLSTFB, FLSTFBS, FLSTSB, FLSTSE and FXSTC, '06 FLSTFSE, '06-'15 FXST, FXSTB and FXSTS and '07-'08 FXSTSSE models with Rigid or H-D Detachables Sideplates and Sissy Bar Uprights. FXSTC models require separate purchase of Fender Mounted Seat.

54292-11 Chrome.

50300009 Gloss Black.

C. LED LIGHT KIT

This fast-acting LED Light Kit operates as a supplemental rear running light and brake light. The high, center-mount position places the light in the line-of-sight of following vehicles and the bright, fast-acting LED lamps get you noticed. Wiring is concealed inside the rack tubes for a clean, custom installation. Available with red or smoked lens.

Fits Air Foil Luggage Rack P/N 54290-11, 54291-11 and Air Wing Sissy Bar Upright P/N 52300146 and 52300147. Installation requires separate purchase of model-specific Wiring Harness Kit.

68000076 Red Lens.

68000077 Smoked Lens.

Fits Air Wing Luggage Rack P/N 54292-11 and 50300009. Does not fit CVO models.

68000005 Red Lens.

Also available:

LED LIGHT KIT WIRING HARNESS

Required for installation of LED Light Kit on Air Foil Luggage Rack P/N 54290-11 or 54291-11.

73415-11


Fits '06-later Dyna (except FXDF, FXDFSE, '14-later FXDL, '16-later FXDLS and '10-later FXDWG), '84-'05 Softail (except FLSTN and FXSTD), '06-later FLST, FLSTC and FLSTSC and '06 FLSTF models with Air Foil Luggage LED Light Kit P/N 68000076 or 68000077.



A. AIR FOIL PREMIUM LUGGAGE RACK – CHROME




A. AIR FOIL PREMIUM LUGGAGE RACK – GLOSS BLACK



B. AIR WING TWO-UP LUGGAGE RACK – CHROME



B. AIR WING TWO-UP LUGGAGE RACK – GLOSS BLACK



C. LED LIGHT KIT – AIR FOIL RACK



C. LED LIGHT KIT – AIR WING RACK



***WARNING:** Do not use this rack as a seat. Do not exceed the fender rack weight capacity. Using as seat or exceeding this capacity could cause handling problems which could result in loss of control and death or serious injury.

Not all products are available in all countries – please consult your dealer for details.

SOFTAIL® 259

Backrests & Racks




D. CUSTOM TAPERED SPORT LUGGAGE RACK – CHROME (53953-06 SHOWN)



D. CUSTOM TAPERED SPORT LUGGAGE RACK – GLOSS BLACK (54263-10 SHOWN)



E. TAPERED LUGGAGE RACK – CHROME (53718-04 SHOWN)



E. TAPERED LUGGAGE RACK – GLOSS BLACK (53510-07 SHOWN)



F. FIVE BAR SPORT LUGGAGE RACK – CHROME



G. CHOPPED FENDER LUGGAGE RACK – BLACKLINE® & SOFTAIL SLIM® MODELS*

D. CUSTOM TAPERED SPORT LUGGAGE RACK*

Smooth sweeping curves and the brilliant chrome or gloss black finish define the look of this Sport Luggage Rack. Designed to complement both round and square bar Sissy Bar Uprights, this sleek rack adds a practical and stylish touch to the motorcycle.

Fits '04-later XL models equipped with H-D® Detachables™ Sideplates, '06-later Dyna® models (except FXDF, FXDFSE and '10-later FXDWG) equipped with Rigid or Detachable Sideplates, '84-'05 Softail (except FLSTN and FXSTD) and '06-later FLST, FLSTC, FLSTNSE and FLSTSC and '06 FLSTF models equipped with Detachable or Rigid Mount Sideplates.

- 50300030** Chrome.
- 50300031** Gloss Black.

Fits '07-later FLSTF, FLSTFB, FLSTFBS, FLSTBS, FLSTSE and FXSTC, '06 FLSTFSE, '06-'15 FXST, FXSTB and FXSTS and '07-'08 FXSTSSE models with Rigid or Detachable Sideplates and Sissy Bar Uprights. FXSTC models require separate purchase of Fender Mounted Seat.

- 53953-06** Chrome.
- 54263-10** Gloss Black.

Fits '13-later FXSB and FXSBSE, '16-later FXSE and '09 FXSTSSE models with Detachable Sideplates and Low Sissy Bar Upright P/N 52300401 or 52540-09A.

- 50300066A** Chrome.
- 50300116** Gloss Black.

E. TAPERED LUGGAGE RACK*

Styled to enhance the lines of the motorcycle, this sleek, compact Tapered Rack is an elegant solution for carrying your lunch to work or your luggage across the country.

Fits '04-later XL models equipped with H-D Detachables Sideplates, '06-later Dyna models (except FXDF, FXDFSE and '10-later FXDWG) equipped with Rigid or Detachable Sideplates, '84-'05 Softail (except FLSTN and FXSTD) and '06-later FLST, FLSTC, FLSTNSE and FLSTSC and '06 FLSTF models equipped with Detachable or Rigid Mount Sideplates.

- 53718-04** Chrome.
- 53510-07** Gloss Black.

F. FIVE BAR SPORT LUGGAGE RACK – CHROME*

This rack brings touring flexibility to your motorcycle. Can be used with H-D Detachables or Rigid Mount Sissy Bar Sideplates.

53862-00
Fits '04-later XL models equipped with Detachable Sideplates, '06-later Dyna models (except FXDF, FXDFSE and '10-later FXDWG) equipped with Rigid or Detachable Sideplates, '84-'05 Softail (except FLSTN and FXSTD), '06-later FLST, FLSTC and FLSTSC and '06 FLSTF models equipped with Detachable or Rigid Mount Sideplates. Does not fit with Round Bar Uprights P/N 52300018, 52300020, 52300022 and 52300024.

G. CHOPPED FENDER LUGGAGE RACK – BLACKLINE® & SOFTAIL SLIM® MODELS*

This Luggage Rack is designed specifically for the rear fender on the FXS model. This simple but elegant rack appears to float above the fender and adds practical luggage space without compromising style. The rear supports conveniently slip over the Turn Signal Relocation Kit docking points and the rack is held in place with a single fastener for easy removal and installation. Rack is shaped to complement the One-Piece H-D Detachables Sissy Bar P/N 52760-11 or 52828-11.

54298-11 Gloss Black.
Fits '12-later FLS and FLSS and '11-'13 FXS models. Requires separate purchase of appropriate Docking Hardware P/N 53932-03A and Turn Signal Relocation Kit P/N 54296-11. Models equipped with Side-Mount License Plate require Relocation Kit P/N 67900127A. Models equipped with a center-mount license plate and fender-mounted reflectors require installation of additional components (sold separately): Red Reflector Kit P/N 67900223 or Amber Reflector Kit P/N 67900224.



***WARNING:** Do not use this rack as a seat. Do not exceed the fender rack weight capacity. Using as seat or exceeding this capacity could cause handling problems which could result in loss of control and death or serious injury.

Not all products are available in all countries – please consult your dealer for details.

260 SOFTAIL®

Backrests & Racks

A. H-D® DETACHABLES™ SOLO RACKS*

Add touring capabilities to your solo seat Softtail model in less than 60 seconds. This detachable Solo Rack fits over the fender when the passenger pillion is removed. The rack features brazed hand-polished tubing and the chrome or black finish adds a stylish flair. Requires Docking Hardware. Easily interchangeable with detachable Passenger Sissy Bar Upright and Sideplates.

Fits '00-'05 Softtail models (except Deuce™). Fits '06 FLST, FLSTF and '06-later FLSTC, FLSTN and FLSTSC. Requires solo seat and separate purchase of appropriate Docking Hardware Kit.

53652-05 Gloss Black.

53649-05A Chrome.

Fits '07-later FLSTF, FLSTFB, FLSTFBS, FLSTSB and FLSTSE, '06-'15 FXST, FXSTB, FXSTC and FXSTS and '07-'08 FXSTSSE models. Requires solo seat and separate purchase of Docking Hardware Kit and Turn Signal Relocation Kit. See Docking Hardware Fitment Chart for your application.

53612-08A Gloss Black.

Fits '12-later FLS and FLSS and '11-'13 FXS models. Requires separate purchase of appropriate Docking Hardware P/N 53932-03A and Turn Signal Relocation Kit P/N 54296-11. Models equipped with Side-Mount License Plate require Relocation Kit P/N 67900127A. Models equipped with a center-mount license plate and fender-mounted reflectors require installation of additional components (sold separately): Red Reflector Kit P/N 67900223 or Amber Reflector Kit P/N 67900224.

50300099A Gloss Black.

B. BOBTAIL FENDER RACKS*

Not only is it functional, but it's a great way to emphasize the legendary lines of the Bobtail. Designed for easy installation on models with or without Sissy Bar Uprights.

Fits '06-'15 FXST, FXSTB, FXSTC, FXSTS and FLSTSB models. Also fits '07-'08 FXSTSSE with separate purchase of Fender Rack Installation Kit P/N 59320-07. '06 models require separate purchase of Seat Bracket Kit P/N 52030-98 for installation when used with Original Equipment seat. Requires separate purchase of Washer P/N 6397B when used with a solo seat.

59931-08 Gloss Black.

53979-07A Chrome.

Also available:

BOBTAIL FENDER RACK INSTALLATION KIT

Required for installation of Bobtail Fender Rack P/N 53979-07A and 56452-07.

59320-07

Fits '07-'08 FXSTSSE models and '06-later Softtail models equipped with Tri-Bar LED Tail Light P/N 69817-07A.

Required for installation of Bobtail Fender Rack P/N 53979-07A, 56452-07 or 59931-08. Does not fit with Bobtail Fender Rack P/N 56452-07, 60161-06 or 53979-07.



A. H-D DETACHABLES SOLO RACK – GLOSS BLACK (53652-05 SHOWN)



A. H-D DETACHABLES SOLO RACK – CHROME (53649-05A SHOWN)



A. H-D DETACHABLES SOLO RACK – GLOSS BLACK (53612-08A SHOWN)



A. H-D DETACHABLES SOLO RACK – GLOSS BLACK (50300099A SHOWN)



B. BOBTAIL FENDER RACK – GLOSS BLACK (59931-08 SHOWN)



B. BOBTAIL FENDER RACK – CHROME (53979-07A SHOWN)



***WARNING:** Do not use this rack as a seat. Do not exceed the fender rack weight capacity. Using as seat or exceeding this capacity could cause handling problems which could result in loss of control and death or serious injury.

Not all products are available in all countries – please consult your dealer for details.

SOFTAIL® 261

Backrests & Racks



C. REAR DOCKING HARDWARE COVER KIT – CHROME



C. REAR DOCKING HARDWARE COVER KIT – BLACK

C. REAR DOCKING HARDWARE COVER KIT

Disguise the rear docking hardware with these easy-to-install covers. The caps slide over the exposed docking points and are held in place by a strong magnetic pull. The caps are easy to remove when you wish to reinstall detachable accessories. Covers are available with brilliant chrome or durable gloss black finish to match your bike's attitude. Sold in pairs.

Fits many accessory docking hardware kits. Refer to the fitment matrix in this P&A Catalog page 597 or the Parts & Accessories section of www.harley-davidson.eu/mydream-harley for details.

48218-10 Short Chrome (pair).

48220-10 Large Chrome (pair).

48035-09 Small Chrome (pair).

48221-10 Short Black (pair).

48223-10 Large Black (pair).

48225-10 Small Black (pair).

D. LOCKING H-D® DETACHABLES™ LATCH KIT

This unique lock replaces the cam lock on your Harley-Davidson® Detachables accessories, providing additional security and peace of mind when parking your vehicle. The kit includes two extended-reach barrel-style keys for easy access to the lock. Key registration and replacement service is available. Sold in pairs.

Fits all models equipped with detachable Sideplates, Racks and Tour-Pak™ Luggage Carriers (except '09-later Touring models equipped with detachable Solo Tour-Pak Rack).

90300087 Chrome.

90300086 Black.

E. H-D DETACHABLES LATCH KIT – CHROME

Decorative chrome latches are the perfect way to enhance the appearance of your detachable accessories. Meticulously polished and chrome-plated, these easy-to-install Rotary Latches are a direct replacement for the Original Equipment satin black parts and are a simple way to add a finishing touch to your ride. Latches feature an easy-to-pull finger release to simplify access in hard-to-reach areas.

12600036

Fits all models equipped with detachable Sideplates, One-Piece Sissy Bar Uprights, Racks, and Tour-Pak Luggage Mounting Racks.



D. LOCKING H-D DETACHABLES LATCH KIT – CHROME



D. LOCKING H-D DETACHABLES LATCH KIT – BLACK



E. H-D DETACHABLES LATCH KIT – CHROME

Not all products are available in all countries – please consult your dealer for details.

262 SOFTAIL®

Saddlebags & Luggage

A. H-D® DETACHABLES™ LEATHER SADDLEBAGS – SMOOTH

These large capacity detachable saddlebags are completely removable with the simple pull of the internal handle, leaving your bike clean and ready to cruise the boulevard. The handsome leather bags feature hidden quick-release clips behind the traditional strap and buckle. When removed, the large capacity bags leave behind two simple, inconspicuous docking points. The bags are compatible with both rigid and detachable accessories when installed with the appropriate docking hardware kits. Luggage capacity: 2400 cubic inches total.

88237-07

Fits '03-later FLSTC and '03-'05 FX Softail models (except FXSTD). Models equipped with detachable accessories (except H-D Detachables Tour-Pak™ Racks) require separate purchase of Docking Hardware Kit P/N 88256-07. Models equipped with H-D Detachables Tour-Pak Racks require separate purchase of Docking Hardware Kit P/N 54245-10. Models without detachable accessories require separate purchase of Docking Hardware Kit P/N 53932-03A. Models equipped with Rigid Accessories require separate purchase of Docking Hardware Kit P/N 88298-07. '03-'05 FX Softail models require separate purchase of Rear Directional Relocation Kit P/N 69857-07. Does not fit with Passenger Footboards, Rear Saddlebag Guards, Wide Tire Kits, Rear Axle Covers or Flat Lens Turn Signal Kit P/N 68431-95 or 68432-95.

88238-07

Fits '10 FLSTSE and '06-later FX Softail models (except FXCW, FXCWC, FXS, FXSB, FXSBSE, FXSE, FXSTD and FXSTSSE). Models equipped with detachable accessories (except H-D Detachables Tour-Pak Racks) require separate purchase of Docking Hardware Kit P/N 88256-07. Models equipped with H-D Detachables Tour-Pak Racks require separate purchase of Docking Hardware Kit P/N 54245-10. Models without detachable accessories require separate purchase of Docking Hardware Kit P/N 53932-03A. Models equipped with Rigid Accessories also require separate purchase of Docking Hardware Kit P/N 88298-07. FXSTC models also require separate purchase of Docking Hardware Kit P/N 88297-07. All models require separate purchase of Rear Directional Relocation Kit P/N 69857-07. Does not fit with Passenger Footboards, Rear Saddlebag Guards or Rear Axle Covers.

90200616A

Fits '07-later FLSTF, FLSTFB and FLSTFBS models. Models equipped with detachable accessories require separate purchase of Docking Hardware Kit P/N 88256-07. Models without detachable accessories require separate purchase of Docking Hardware Kit P/N 53932-03A. Models equipped with Rigid Accessories require separate purchase of Docking Hardware Kit P/N 88298-07. All models require separate purchase of Rear Directional Relocation Kit P/N 69929-07 or 73369-10. Does not fit with Passenger Footboards or Rear Axle Covers. FLSTFBS models require the removal of Original Equipment Rear Axle Covers.

Also available:

REAR TURN SIGNAL RELOCATION KITS

69857-07 Chrome.

69929-07 Chrome.

73369-10 Black.



A. H-D DETACHABLES LEATHER SADDLEBAGS – SMOOTH



STEP 1

Equipped with large capacity saddlebags, your bike is ready to take on the longest journey.



STEP 2

Pull and turn the hidden cam lock to release the bags from the docking hardware.



STEP 3

Slide the bag rearward to disengage the mounting bracket and lift the bags away.



STEP 4

You are left with a stripped-down cruiser, ready to prowl the streets.

NOTE: Some Harley-Davidson® saddlebags are made of leather. Fine leathers or other natural materials WILL gain "character," such as wrinkles or wear, with age. This is normal. A fine, aged patina and character wrinkles are a sign of the extremely high quality materials used to construct your saddlebags. The appearance of scars or marks on the leather are a result of using natural leather panels and should not be thought of as an imperfection. Please use Harley-Davidson Leather Protectant P/N 93600034 to protect your investment.

Not all products are available in all countries – please consult your dealer for details.

SOFTAIL® 263

Saddlebags & Luggage



B. H-D DETACHABLES LEATHER SADDLEBAGS – FAT BOY LACING

B. H-D® DETACHABLES™ LEATHER SADDLEBAGS – FAT BOY LACING

Styled to complement the '07-'11 Fat Boy® model. These large capacity detachable saddlebags are completely removable with the simple pull of the internal handle, leaving your bike clean and ready to cruise the boulevard. The handsome leather bags feature hidden quick-release clips behind the traditional strap and buckle. When removed, the large capacity bags leave behind two simple, inconspicuous docking points. The bags are compatible with both rigid and H-D Detachables accessories when installed with the appropriate docking hardware kits. Luggage capacity: 2400 cubic inches total.

88306-07A

Fits '07-later FLSTF, FLSTFB and FLSTFBS models. Models equipped with detachable accessories require separate purchase of Docking Hardware Kit P/N 88256-07. Models without detachable accessories require separate purchase of Docking Hardware Kit P/N 53932-03A. Models equipped with Rigid Accessories require separate purchase of Docking Hardware Kit P/N 88298-07. All models require separate purchase of Rear Directional Relocation Kit P/N 69929-07 or 73369-10. Does not fit with Passenger Footboards or Rear Axle Covers. FLSTFBS models require the removal of Original Equipment Rear Axle Covers.



C. H-D DETACHABLES LEATHER SADDLEBAGS – BREAKOUT SMOOTH LEATHER

C. H-D DETACHABLES LEATHER SADDLEBAGS – BREAKOUT®

Sized for a ride to the corner store or to Sturgis®, these handsome detachable saddlebags are completely removable with the simple pull of the internal handle, leaving your bike clean and ready to cruise the boulevard. When removed, the bags leave behind two simple, inconspicuous docking points that don't cramp your sense of style. The rigid plastic tub, wrapped in genuine leather, offers long-term durability and the leather straps with magnetic tips hide quick-disconnect closures for packing convenience. The bags are compatible with both rigid and detachable accessories when installed with the appropriate docking hardware kits. Luggage capacity: 2100 cubic inches total.

Fits '13-later FXSB and FXSBSE and '16-later FXSE models. Installation requires separate purchase of appropriate Docking Hardware Kit. P/N 52300239. Models equipped with detachable accessories and saddlebags require Docking Kit P/N 52300243.

90200816 Smooth Leather.

90201389 Black with Charcoal Panel – Pro Street Breakout.

Shown with:

DOCKING HARDWARE KIT – BREAKOUT

Required for installation of H-D Detachables Saddlebags P/N 90200816, 90200765 or 90201389 on Breakout® models.

52300239 Saddlebags Only.

Fits '13-later FXSB and FXSBSE and '16-later FXSE models.

52300243 With Detachable Accessories.

Fits '13-later FXSB and FXSBSE and '16-later FXSE models equipped with Detachable Saddlebags P/N 90200765 and Detachable Accessories.



C. H-D DETACHABLES LEATHER SADDLEBAGS – PRO STREET BREAKOUT

NOTE: Some Harley-Davidson® saddlebags are made of leather. Fine leathers or other natural materials WILL gain "character," such as wrinkles or wear, with age. This is normal. A fine, aged patina and character wrinkles are a sign of the extremely high quality materials used to construct your saddlebags. The appearance of scars or marks on the leather are a result of using natural leather panels and should not be thought of as an imperfection. Please use Harley-Davidson Leather Protectant P/N 93600034 to protect your investment.

Not all products are available in all countries – please consult your dealer for details.

264 SOFTAIL®

Saddlebags & Luggage

A. H-D® DETACHABLES™ LEATHER SADDLEBAGS – SOFTAIL SLIM® AND BLACKLINE® MODELS

These midsize detachable saddlebags are completely removable with the simple pull of the internal handle, leaving your bike clean and ready to cruise the boulevard. When removed, the bag leaves behind two simple, inconspicuous docking points. Styled to complement the unique look of the stripped down Softail Slim and Blackline models, these bags feature a leather tub and a reinforced textured lid that complement stock and many accessory seats. The traditional leather straps conceal convenient quick-release closures for easy access and the right-hand bag also features a convenient exterior pocket with magnetic catch for easy access to your cell phone or sunglasses. The bags are compatible with H-D Detachables accessories when installed with the appropriate docking hardware kits. Luggage capacity: 1900 cubic inches total.

90200678 FLS Black Texture.

Fits '11-later FLS and FLSS and '11-'13 FXS models. Models with Original Equipment side-mount license plate require separate purchase of License Plate Relocation Kit P/N 67900127A. Installation requires separate purchase of Turn Signal Relocation Kit P/N 67800065 and appropriate Docking Hardware Kit. Models equipped with detachable saddlebags only requires Docking Kit P/N 90200390, and models equipped with detachable accessories and saddlebags require Docking Kit P/N 90200389. Models equipped with a center-mount license plate and fender-mounted reflectors require installation of Reflector, Red P/N 67900223 or Reflector, Amber P/N 67900224. FLSS models require the removal of Original Equipment Rear Axle Covers.

B. LICENSE PLATE RELOCATION KIT

Kit replaces Original Equipment side-mount license plate. Required for use with FLS H-D Detachables Saddlebag P/N 90200678 or 90200353B.

67900127A††

Fits '11-later FLS and FLSS and '11-'13 FXS models with side-mount license plate. Required for installation of detachable saddlebags or sissy bar upright.

Shown with:

TURN SIGNAL RELOCATION KIT

Kit moves turn signals from rear fender struts to a license bracket-mounted turn signal bar. Required for installation of H-D Detachables Saddlebags P/N 90200678 or 90200353B.

67800065

Fits '11-later FLS and FLSS and '11-'13 FXS models equipped with Detachable Saddlebags P/N 90200678 or 90200353B.

Also available:

DOCKING HARDWARE KIT

Required for installation of H-D Detachables Saddlebags P/N 90200353B.

90200389 Detachable Accessories.

Fits '11-later FLS and FLSS and '11-'13 FXS models equipped with H-D Detachables Saddlebags and detachable accessories.

90200390 Saddlebags Only.

Fits '11-later FLS and FLSS and '11-'13 FXS models equipped with H-D Detachables Saddlebags only.

†† (E)



A. H-D DETACHABLES LEATHER SADDLEBAGS – SOFTAIL SLIM AND BLACKLINE (90200678 SHOWN)



B. LICENSE PLATE RELOCATION KIT (SHOWN WITH TURN SIGNAL RELOCATION KIT)



B. LICENSE PLATE RELOCATION KIT



B. TURN SIGNAL RELOCATION KIT

SOFTAIL® 265

Saddlebags & Luggage



C. HERITAGE CLASSIC QUICK-DETACH SADDLEBAG CONVERSION KIT

C. HERITAGE CLASSIC QUICK-DETACH SADDLEBAG CONVERSION KIT

Leave your baggage behind with this innovative set of quick-detach hardware. This kit converts your Original Equipment fixed-mount Heritage Softail® Classic saddlebags to bags that can be removed in just seconds. Just reach inside the bag, pull and twist the locking handle and slide the bags off. You're left with a clean, stripped-down custom look that's ready to prowl. Exclusive 3-point mounting system distributes the load to minimize flex and bounce and retains the Original Equipment weight capacity.

90200641A

Fits '03-later FLSTC models equipped with Original Equipment Heritage Softail Classic saddlebags. Installation requires separate purchase of appropriate Docking Hardware Kit. Models equipped with detachable saddlebags alone require Docking Kit P/N 90200669. Models equipped with detachable accessories and saddlebags require Docking Kit P/N 90200670. Does not fit with Passenger Footboards, Rear Saddlebag Guards or Rear Axle Covers.

Also available:

DOCKING HARDWARE KIT


Required for installation of Quick-Detach Saddlebag Kit P/N 90200641 on FLSTC models.

90200669 Saddlebags Only.

Fits '03-later FLSTC models equipped with Quick-Detach Saddlebag Kit P/N 90200641A only.

90200670 With Detachable Accessories.

Fits '03-later FLSTC models equipped with Quick-Detach Saddlebag Kit P/N 90200641A and detachable accessories.



C. HERITAGE CLASSIC QUICK-DETACH SADDLEBAG CONVERSION KIT

D. HERITAGE FLAT TOP & LOCK KIT

Unique saddlebag structure incorporates a barrel-style lock to secure your Heritage Softail Saddlebags and offers an unobtrusive internal reinforcement bracket that adds rigidity and preserves the original shape after extended periods of exposure to the weather. A custom-shaped plastic inner lid mounts easily to the inside of the leather lid to add additional support. Barrel-style locks are sold separately and can be ordered keyed to match your ignition switch. Kit includes reinforcement bracket, plastic inner lid and all necessary installation hardware for the left and right side bags.

88373-10A

Fits '00-'15 FLSTC Original Equipment saddlebags and Heritage Style Saddlebag Kit P/N 90876-05. Requires separate purchase of Keyed-to-Match Barrel Lock Kit P/N 90300010. See instruction sheet for additional installation supplies required.

Also available:

LOCKSET – KEYED TO MATCH

Barrel style lock kit includes 2 locks and 2 keys.

90300010

For use with Heritage Flat Top & Lock Kit P/N 88373-10A.



D. HERITAGE FLAT TOP & LOCK KIT



D. HERITAGE FLAT TOP & LOCK KIT

Not all products are available in all countries – please consult your dealer for details.

266 SOFTAIL®

Saddlebags & Luggage

A. LOCKING LEATHER COVERED RIGID SADDLEBAGS

These saddlebags offer a premium leather look with an extra-durable construction. The blow-molded core keeps the bag rigid and prevents sagging, while the unique lids open outward for added flair. Bags feature locks for additional security. Luggage capacity: 1800 cubic inches total.

53061-00B

Fits '00-later Softail models (except FLS, FLSS, FLSTNSE, FXCW, FXCWC, FXS, FXSB, FXSBSE, FXSE and FXSTD). Also fits '09 FXSTSSE models. FXSTC models require separate purchase of Hardware Kit P/N 90573-07. Fits '84-'99 Softail models with separate purchase of Directional Relocation Kit P/N 53692-96. (FLST, FLSTC and FLSTS models do not require this Directional Relocation Kit). (Does not fit '84-'99 models equipped with H-D® Detachables™ accessories). Does not fit with Rear Axle Covers, Wide Tire Kit P/N 43684-99 or Flat Lens Turn Signal Kit P/N 68431-95. FLSTFBS models require the removal of Original Equipment Rear Axle Covers.

NOTE: Installation of these saddlebags with the following seats requires the use of Spacer Kit P/N 90976-01A: seats with rider backrests, Sundowner seats, stock FLSTF seat, stock FLSTC, FXSTC seat and any other seats that contact the lid of the saddlebag. Spacer Kit not required if mounting with Harley-Davidson Detachables Racks or Sideplates.



A. LOCKING LEATHER COVERED RIGID SADDLEBAGS

B. LOCKING RIGID SADDLEBAGS – SOFTAIL DELUXE STYLING

Styled to complement the nostalgic look of the Softail Deluxe model, these saddlebags with pleated leather panels are anything but traditional. The rigid core allows the bag to retain its shape even after years of use. The hinged locking lid tilts outward for easy access and the embossed weave pattern, braided edging and chrome concho trim echo the Softail Deluxe seat and pillion for a coordinated look. Luggage capacity: 1900 cubic inches total.

53015-05B

Fits '05-later FLSTN models. Does not fit FLSTNSE. Does not fit with Rear Axle Covers.



B. LOCKING RIGID SADDLEBAGS – SOFTAIL DELUXE STYLING

C. LEATHER SADDLEBAGS – CROSS BONES® STYLING

Designed to complement the raw, bare-bones style of the FLSTSB model, these traditional leather saddlebags bring the "bobber" style of an earlier generation back to life. The leather straps and chrome buckles conceal modern quick-release closures for easy access and the textured lid with embossed Bar & Shield® logo opens to reveal generous storage space. The rigid backing plate and end panels help the bag retain its shape. These bags are compatible with both rigid and detachable accessories when installed with the appropriate docking hardware kits. Luggage capacity: 1900 cubic inches total.

90419-08

Fits '08-later FLSTSB and '03-later Softail models (except FLS, FLSS, FLSTC, FLSTF, FLSTFB, FLSTFBS, FLSTN, FLSTNSE, FXCW, FXCWC, FXS, FXSB, FXSBSE, FXSTD and FXSTSSE). Does not fit with Rear Axle Covers.



C. LEATHER SADDLEBAGS – CROSS BONES STYLING

NOTE: Some Harley-Davidson® saddlebags are made of leather. Fine leathers or other natural materials WILL gain "character," such as wrinkles or wear, with age. This is normal. A fine, aged patina and character wrinkles are a sign of the extremely high quality materials used to construct your saddlebags. The appearance of scars or marks on the leather are a result of using natural leather panels and should not be thought of as an imperfection. Please use Harley-Davidson Leather Protectant P/N 93600034 to protect your investment.

Not all products are available in all countries – please consult your dealer for details.

SOFTAIL® 267

Saddlebags & Luggage



D. LEATHER SADDLEBAGS – FAT BOY STYLING

D. LEATHER SADDLEBAGS – FAT BOY® STYLING

Carry your essentials in style with these premium heavy leather saddlebags. They feature a reinforced tub and lid to retain their shape for the long-haul, leather straps and chrome buckles that hide quick-release clips. They are also highly stylized with a leather embossed lid that features decorative chrome spots and Spanish lacing to match the '07 Fat Boy model. Luggage capacity: 1700 cubic inches total.

88286-07

Fits '00-later Softail models (except FLS, FLSS, FLSTC, FLSTNSE, FXCW, FXCWC, FXS, FXSB, FXSBSE, FXSE and FXSTD). Also fits '09 FXSTSSE models. FXSTC models require separate purchase of Hardware Kit P/N 90573-07. Also fits '84-'99 FLSTF, FXST, FXSTC and FXSTS models without H-D® Detachables™ accessories when installed with Directional Relocation Kit P/N 53692-96. Does not fit with Rear Axle Covers, Wide Tire Kit P/N 43684-99A or Flat Lens Turn Signal Kit P/N 68431-95. FLSTFBS models require the removal of Original Equipment Rear Axle Covers.

E. SMOOTH LEATHER SADDLEBAGS

Shaped to accent the arching rear fender, the rounded profile and rear-swept straps set the style for this traditional saddlebag. Smooth leather flap with embossed Bar & Shield® logo features leather straps and chrome buckles that conceal modern quick-release closures for one-handed access. The rigid backing plate and end panels help the bag retain its shape. Luggage capacity: 1800 cubic inches total.

90133-06B

Fits '00-later Softail models (except FLS, FLSS, FLSTC, FLSTNSE, FXCW, FXCWC, FXS, FXSB, FXSBSE, FXSE and FXSTD). Also fits '09 FXSTSSE models. FXSTC models require separate purchase of Hardware Kit P/N 90573-07. Also fits '84-'99 FLSTF, FXST, FXSTC and FXSTS models without H-D Detachables accessories when installed with Directional Relocation Kit P/N 53692-96. Does not fit with Rear Axle Covers, Wide Tire Kit P/N 43684-99A or Flat Lens Turn Signal Kit P/N 68431-95. FLSTFBS models require the removal of Original Equipment Rear Axle Covers.



E. SMOOTH LEATHER SADDLEBAGS

F. HERITAGE SOFTAIL® STYLE SADDLEBAGS

Original Equipment on the '06-'08 Heritage Softail Classic model, these top grade cowhide saddlebags feature reinforced rim and sides to help maintain their shape. The bags are decorated with chrome studs and a chrome-plated brass medallion coined with the Harley-Davidson® logo. Saddlebag tops have rivet-reinforced corners and are secured with heavy leather straps that conceal quick-release hardware. Luggage capacity: 2200 cubic inches total.

90876-05

Fits '00-later FLSTC models. Also fits '00-later FLST models (except FLSTN, FLSTNSE, and '10-'12 FLSTSE) with the separate purchase of Saddlebag Hardware Kit P/N 79304-06.



F. HERITAGE SOFTAIL STYLE SADDLEBAGS

NOTE: Some Harley-Davidson saddlebags are made of leather. Fine leathers or other natural materials WILL gain "character," such as wrinkles or wear, with age. This is normal. A fine, aged patina and character wrinkles are a sign of the extremely high quality materials used to construct your saddlebags. The appearance of scars or marks on the leather are a result of using natural leather panels and should not be thought of as an imperfection. Please use Harley-Davidson Leather Protectant P/N 93600034 to protect your investment.

Not all products are available in all countries – please consult your dealer for details.

268 SOFTAIL®

Saddlebags & Luggage

A. SYNTHETIC LEATHER SADDLEBAGS

These handsome bags are the perfect accessory for your Softail model. The large interior leaves plenty of room for all of your essentials and an inner pocket allows for quick access to small items such as keys, sunglasses and wallets. Luggage capacity: 1900 cubic inches total.

91537-00C

Fits '00-later Softail models (except FLS, FLSS, FLSTC, FLSTNSE, FXCW, FXCWC, FXS, FXSB, FXSBSE, FXSE and FXSTD). Also fits '09 FXSTSSE models. FXSTC models require separate purchase of Hardware Kit P/N 90573-07. Also fits '84-'99 FLSTF, FXST, FXSTC and FXSTS models without H-D® Detachables™ accessories when installed with Directional Relocation Kit P/N 53692-96. Does not fit with Rear Axle Covers, Wide Tire Kit P/N 43684-99A or Flat Lens Turn Signal Kit P/N 68431-95. FLSTFBS models require the removal of Original Equipment Rear Axle Covers.

B. SOFTAIL LEATHER SADDLEBAGS – FAT BOY® STYLING

Styled to complement the '00-'06 Fat Boy motorcycle with the distinctive Fat Boy concho, wider is definitely better when it comes to these bags, the widest available for Softail models. Luggage capacity: 1550 cubic inches total.

90320-00D

Fits '00-later Softail models (except FLS, FLSS, FLSTC, FLSTNSE, FXCW, FXCWC, FXS, FXSB, FXSBSE, FXSE and FXSTD). Also fits '09 FXSTSSE models. FXSTC models require separate purchase of Hardware Kit P/N 90573-07. Also fits '84-'99 FLSTF, FXST, FXSTC and FXSTS models without H-D Detachables accessories when installed with Directional Relocation Kit P/N 53692-96. Does not fit with Rear Axle Covers, Wide Tire Kit P/N 43684-99A or Flat Lens Turn Signal Kit P/N 68431-95. FLSTFBS models require the removal of Original Equipment Rear Axle Covers.

C. LEATHER SADDLEBAGS – ROCKER® MODELS

Heavy leather saddlebags add a practical twist to this one-of-a-kind custom motorcycle. The bags are removable with the simple "lift and slide" motion, so you can dress your bike up or down depending on your mood, leaving behind the attractive chrome support structure. The tapered "messenger" style bags feature traditional strap and buckle details that conceal quick-release clips for easy access. Designed to complement the lean look of the Rocker motorcycle, the tapered bags sit low on the bike and wrap the exhaust for a ground-hugging stance. The bags feature rigid-back shells to maintain their shape and an expandable side gusset for added capacity when you need it. Luggage capacity: 1470 cubic inches total (1910 cubic inches expanded).

90240-08

Fits '08-'11 FXCW and FXCWC models. Requires separate purchase of Saddlebag Support Structure P/N 90222-08 and separate purchase of model-specific Saddlebag Installation Kit.

Also available:

SADDLEBAG INSTALLATION KITS

90313-08

Fits '08-'11 FXCWC models with Original Equipment seat. Required when mounting Saddlebags P/N 90240-08 and Saddlebag Support Structure P/N 90222-08 on FXCWC.

90233-08

Fits '08-'09 FXCW models with Touring System P/N 53935-08 installed. Required when mounting Saddlebags P/N 90240-08 and Saddlebag Support Structure P/N 90222-08 on FXCW models equipped with Luggage Rack/Touring System.

NOTE: Some Harley-Davidson® saddlebags are made of leather. Fine leathers or other natural materials WILL gain "character," such as wrinkles or wear, with age. This is normal. A fine, aged patina and character wrinkles are a sign of the extremely high quality materials used to construct your saddlebags. The appearance of scars or marks on the leather are a result of using natural leather panels and should not be thought of as an imperfection. Please use Harley-Davidson Leather Protectant P/N 93600034 to protect your investment.

Not all products are available in all countries – please consult your dealer for details.



A. SYNTHETIC LEATHER SADDLEBAGS



B. SOFTAIL LEATHER SADDLEBAGS – FAT BOY STYLING



C. LEATHER SADDLEBAGS – ROCKER MODELS

SOFTAIL® 269

Saddlebags & Luggage



D. SINGLE-SIDED SWINGARM BAG – BLACK SMOOTH LEATHER

D. SINGLE-SIDED SWINGARM BAG

Less is more. With enough room for the essentials, these stylish Single-Sided Swingarm Bags eliminate the need to stuff your pockets or bungee a bag across the passenger pillion. Shaped to accent the unique Softail swingarm, these compact bags are constructed of heavyweight leather. The easy-access bag features a pouch-style flap lid that is secured with two quick-disconnect clips that are hidden behind traditional straps and buckles. The semirigid-backed bag is secured to the left side of the swingarm with easy to install adjustable quick-release straps. Bag is available in your choice of rich black leather or distressed brown leather finish. Luggage capacity: 400 cubic inches.

90200417 Black Smooth Leather.
Fits '00-later Softail models (except FLSTC, FLSTNSE, FLSTSE, FXCW and FXCWC models). Does not fit models equipped with rear axle covers, left hand tool box, passenger footboards, chrome swingarm covers or saddlebag guards. FLSS and FLSTFBS models require the removal of Original Equipment Rear Axle Covers.

E. LEATHER THROW-OVER SADDLEBAGS

These traditional Leather Throw-Over bags feature large side gussets for increased capacity and full-length straps with hidden quick-disconnect clips for easy access.

91008-82C
Fits '82-later XL (except XL1200T), '08-later Dyna® (except FLD) and '84-'99 Softail models equipped with H-D® Chrome Saddlebag Supports.

F. SADDLEBAG SUPPORTS – CHROME

Fit with or without Sissy Bar Uprights, attach easily and protect bags from contacting brake and swingarm.

91790-84C
Fits '84-'06 FL Softail models (except FLSTS) and '84-'05 FX Softail models (except FXSTD). Will not fit with H-D Detachables™ accessories.

G. UNIVERSAL SADDLEBAG LOCK KIT

Keep the contents of your existing soft-sided saddlebags safe from the grab-and-go thief. This unique kit features two extra-small barrel locks that can replace existing saddlebag snaps to perform double duty as locks or as snaps when you don't need to lock your bags. Can be keyed to match your barrel-style ignition key. Sold in pairs.

Fits most soft-sided leather and vinyl saddlebags. Does not fit FLHRC and FLHRS.

90300003 Keyed To Match.
90300017 Random Key Code.

H. SADDLEBAG TRAVEL-PAKS

Water-resistant liners make packing easy. Features inner pockets for extra storage and an embroidered Bar & Shield® logo.

91959-97
Liner dimensions: 12.0"W x 10.0"T x 5.0"D.



E. LEATHER THROW-OVER SADDLEBAGS



F. SADDLEBAG SUPPORTS – CHROME



G. UNIVERSAL SADDLEBAG LOCK KIT



H. SADDLEBAG TRAVEL-PAKS

NOTE: Some Harley-Davidson® saddlebags are made of leather. Fine leathers or other natural materials WILL gain "character," such as wrinkles or wear, with age. This is normal. A fine, aged patina and character wrinkles are a sign of the extremely high quality materials used to construct your saddlebags. The appearance of scars or marks on the leather are a result of using natural leather panels and should not be thought of as an imperfection. Please use Harley-Davidson Leather Protectant P/N 93600034 to protect your investment.

Not all products are available in all countries – please consult your dealer for details.

270 SOFTAIL®

Saddlebags & Luggage

A. HDMC™ MESSENGER BAG

Take to the road in style. This bag is crafted to serve as a practical commuter and as a stylish day bag—both on and off the bike. The soft and flexible sling bag features a padded shoulder strap with a cross-chest stabilizer strap that securely holds the bag in place across your back. Or you can secure the bag to the sissy bar with the wide adjustable hook-and-loop flap and quick release tabs. The genuine canvas bag is trimmed with contrasting web straps, distressed metal buckles and a comfortable carrying handle. The exterior of the bag features a newspaper pocket, a side pocket, and bold stenciled HDMC graphics. Behind the wide flap, the water-resistant inner cavity features a 10.0" x 15.0" padded laptop compartment, a padded tablet pocket, and separate pockets to store cell phones, pens, glasses and more. The bag also includes a rubberized port for easy headphone connection. Dimensions: 19.0" W x 3.5" D x 13.5" T.

Installation requires a sissy bar upright, backrest pad and luggage rack (if not mounting on passenger pillion).

93300101 Army Green.

93300100 Brown/Tan.

93300099 Black/Silver.

B. SPORT TOUR-PAK™ LUGGAGE

Designed to complement the styling of the Softtail and Sportster® Hard Saddlebags, the Sport Tour-Pak Luggage adds increased storage for your ride across town or across the country. The injection molded Tour-Pak Luggage is lockable and includes an interior rubber mat. Large enough to store most full-faced helmets. Racks and docking kits sold separately. International models may require separate purchase of License Plate Relocation Kit P/N 60095-00A. Luggage capacity: 2245 cubic inches.

53929-06DH Vivid Black.

Fits '04-later XL models (except XL883N, XL1200C, XL1200CX and XL1200N) equipped with Solo Seat and Solo Tour-Pak Rack. Fits '00-'05 Softtail models (except Deuce™) and '06 FLST, FLSTF; and '06-later FLSTC, FLSTN, FLSTSC models equipped with H-D® Detachables™ Solo or Two-Up Tour-Pak Rack. Fits '97-'08 Touring models equipped with Detachable Two-Up or Solo Tour-Pak Racks.

Shown with:

PASSENGER BACKREST PAD FOR SPORT TOUR-PAK LUGGAGE

This Sport Tour-Pak Backrest Pad is styled to complement a wide variety of Original Equipment or custom seats and provides comfortable support for your passenger.

52872-01

Fits models equipped with Color-Matched Sport Tour-Pak Luggage P/N 53929-XXXX.

NEW



NEW



A. HDMC MESSENGER BAG – BLACK/SILVER

NEW



A. HDMC MESSENGER BAG – BROWN/TAN

NEW



A. HDMC MESSENGER BAG – ARMY GREEN



B. COLOR-MATCHED SPORT TOUR-PAK LUGGAGE
(SHOWN WITH H-D DETACHABLES TOUR-PAK RACK AND PASSENGER BACKREST PAD)



C. TOUR-PAK LUGGAGE – LEATHER HERITAGE SOFTAIL CLASSIC STYLE



C. TOUR-PAK LUGGAGE – SMOOTH VINYL



D. H-D DETACHABLES TWO-UP TOUR-PAK LUGGAGE MOUNTING RACK (SHOWN WITH HERITAGE SOFTAIL CLASSIC TOUR-PAK)



E. H-D DETACHABLES SOLO TOUR-PAK LUGGAGE MOUNTING RACK (SHOWN WITH HERITAGE SOFTAIL CLASSIC TOUR-PAK)

C. TOUR-PAK™ LUGGAGE

Add cross-country luggage capacity to your ride with accessory Tour-Pak Luggage. A cavernous interior will hold one full face helmet or two half helmets. Kit includes backrest pad, interior rubber mat, hardware and instructions. Luggage Capacity: 2500 cubic inches. Dimensions: 18.5" W x 17.0" D x 13.0" H. Racks and docking kits sold separately. International models may require separate purchase of License Plate Relocation Kit P/N 60095-00A.

Fits '04-later XL (except XL883N, XL1200C, XL1200N and XL1200T) equipped with Solo Tour-Pak Rack, '00-later Softail (except FLS, FLSS, FLSTNSE, FLSTSE, FXCW, FXCWC, FXS, FXSB, FXSBSE, FXSE, FXSTD and '09 FXSTSSE) equipped with H-D® Detachables™ Solo or Two-Up Tour-Pak Rack and '97-'13 Touring models equipped with H-D Detachables Two-Up or Solo Tour-Pak Racks.

53209-09 Leather Heritage Softail® Classic Styling.

53690-06A Smooth Vinyl.

D. H-D DETACHABLES TWO-UP TOUR-PAK LUGGAGE MOUNTING RACK

Designed to be installed and removed in less than 60 seconds, this Tour-Pak Rack makes the convenience and protection of a Leather Tour-Pak carrier an easy on/off proposition.

53066-00D

Fits '00-'05 Softail models (except Deuce™), '06 FLST and FLSTF and '06-later FLSTC, FLSTN and FLSTSC models. Designed to accept Color-Matched Sport Tour-Pak or Leather Tour-Pak Luggage System. Requires separate purchase of appropriate Docking Hardware. Some models require the separate purchase of Directional Relocation Kit. Refer to Docking Hardware Chart for specific application. Some EU registration plates may interfere with Tour-Pak Rack. Models with rear fender tip trim can be adapted with the separate purchase of License Plate Relocation Kit P/N 60095-00A. Models equipped with H-D Detachables Saddlebag Kit P/N 88237-07 also require separate purchase of Docking Hardware Kit P/N 54245-10.

54051-08A

Fits '07-later FLSTF, FLSTFB, FLSTFBS, FLSTSB and FXSTC, '06 FLSTFSE, '06-'15 FXST, FXSTB and FXSTS and '07-'08 FXSTSSE models. Designed to accept Leather Tour-Pak Luggage. Does not fit with Sport Tour-Pak Luggage. FXSTC models require removal of Original Equipment and separate purchase of appropriate docking hardware kit.

E. H-D DETACHABLES SOLO TOUR-PAK LUGGAGE MOUNTING RACK

Install the Sport or Leather Tour-Pak carrier in a comfortable back-supporting position. The rack is designed to position the Tour-Pak Luggage for solo riding and is adjustable over a .75" range. Simply remove the Tour-Pak Luggage from the convenient detachable hardware, add a Passenger Pillion and the bike is ready for two-up riding. Tour-Pak, Passenger Backrest Pad and Docking Hardware sold separately.

53559-04B

Fits '00-'05 Softail models (except FXSTD). Fits '06 FLST, FLSTF and '06-later FLSTC, FLSTN, FLSTSC models. Designed to accept Color-Matched Sport Tour-Pak or Leather Tour-Pak Luggage System. Requires separate purchase of appropriate Docking Hardware. Some models require separate purchase of Directional Relocation Kit. See matrix for specific application. Some EU registration plates may interfere with the Tour-Pak Rack. Models with rear fender tip trim can be adapted with the separate purchase of License Plate Relocation Kit P/N 60095-00A.

272 SOFTAIL®

Saddlebags & Luggage

A. REAR SADDLEBAG GUARDS – CHROME*

Saddlebag guards provide a style borrowed from the past that makes a unique statement here and now. Includes mounting hardware and instructions.

49261-00A

Fits '00-later FLST and FLSTC and '00-'05 FXST, FXSTB and FXSTS models. FLSTC models require Saddlebag Relocation Kit P/N 90238-00.

49360-08

Fits '05-later FLSTN models. Does not fit FLSTNSE models. Fits with Saddlebag Kit P/N 88286-07 and 53015-05B. Does not fit with Passenger Footboard Kits. Does not fit with Tool Box Kit P/N 64937-00A or 64938-00.

Also available:

SADDLEBAG BRACKET RELOCATION KIT (not shown)
Required for installation of FLSTS Rear Saddlebag Guards P/N 49258-00A and FLSTC Rear Saddlebag Guard P/N 49261-00.

90238-00

Fits '00-later FLSTC, FLSTS and FLSTSB models.

B. HERITAGE SOFTAIL® LEATHER TOURING BAG

Styled to match Heritage Softail Classic models, this bag features chrome spots, buckles and heavy-duty wide leather straps. With quick-disconnect clips for easy removal and 720 cubic inches of storage space, this bag is as convenient as it is cavernous.

98864-97

Fits Softail models equipped with Luggage Rack P/N 53465-87B, 56465-86A or 53713-96A.

C. MESSENGER BAG SISSY BAR LUGGAGE

Tapered "messenger" style bag easily mounts to the sissy bar and adds needed storage space to your custom ride. The heavy leather lid with embossed Bar & Shield® logo features a traditional strap and buckle look, but conceals quick-disconnect clips for easier access. The rigid back shell helps the bag maintain its shape and the built-in water-resistant polyester liner with drawstring closure keeps items dry inside. Dimensions: 10.0" W x 12.0" T x 9.5" D; Luggage capacity: 925 cubic inches. Installation requires a sissy bar upright, backrest pad and luggage rack.

94792-08

Fits most Harley-Davidson® models equipped with passenger backrest and luggage rack. Does not fit Mini or Short Uprights, or uprights with bucket or oversized backrest pads.

D. LEATHER SISSY BAR BAGS

This Sissy Bar Bag is an easy way to add extra storage. High-quality molded-leather construction holds its shape and is a convenient place to store quick-access items. Features a turn-buckle closure for a snug fit.

Fits most Harley-Davidson Medallion/Insert Style Sissy Bar Uprights, Luggage Racks and Pad. Will not fit with Mini, Short, VRSC™, XG, XR or FXSTD Uprights. Will not fit with backrest pad mounted luggage.

52997-98 Bar & Shield Logo Concho.

52998-98 Chrome Studs.



A. REAR SADDLEBAG GUARDS – CHROME
(49261-00A SHOWN)



A. REAR SADDLEBAG GUARDS – CHROME
(49360-08 SHOWN)




B. HERITAGE SOFTAIL LEATHER TOURING BAG



C. MESSENGER BAG SISSY BAR LUGGAGE



D. LEATHER SISSY BAR BAG –
BAR & SHIELD LOGO CONCHO



D. LEATHER SISSY BAR BAG – CHROME STUDS



***WARNING:** These guards may provide limited leg and cosmetic vehicle protection under unique circumstances (fall over while stopped, very low speed slide). They are not made nor intended to provide protection from bodily injury in a collision with another vehicle or any other object.

SOFTAIL® 273

Fuel Tank Panels



E. PREMIUM TANK PANEL WITH POUCH



F. LEATHER TANK PANEL WITH POUCH FOR FAT BOY MODELS

E. PREMIUM TANK PANEL WITH POUCH

This leather tank panel features an over-sized pouch for convenient "at your fingertips" storage. The heavy duty leather pouch will maintain its shape for miles to come while the bold chrome Bar & Shield® medallion sits proudly on the flap for all to admire.

91135-09

Fits '93-'08 FXDWG, '06 FXD35, '07-later FXDC and FXDF and '00-later Softail models (except FLS, FLSS, FLSTNSE, FLSTSB, FLSTSE, FXCW, FXCWC, FXS, FXSB, FXSBSE, FXSE, FXSTD, FXSTSSE, '09-later FLSTC and '06 FLSTFSE). '93-'03 FXDWG models require the separate purchase of Clip P/N 10102 and O-Ring P/N 11174.

F. LEATHER TANK PANEL WITH POUCH FOR FAT BOY MODELS

This durable leather panel features an integrated storage pouch, perfect for the small items you need to keep handy. Constructed of tough steerhide over a rigid molded base and decorated with Spanish lacing to match the '07-later Fat Boy model.

91621-07

Fits '06 FXD35, '93-'08 FXDWG, '05-'14 FXDC, '09-later FXDF and '00-later Softail models (except FLS, FLSS, FLSTNSE, FLSTSB, FLSTSE, FXCW, FXCWC, FXS, FXSB, FXSBSE, FXSE, FXSTD, FXSTSSE, '06 FLSTFSE and '09-later FLSTC). '93-'03 FXDWG models require the separate purchase of Clip P/N 10102 and O-Ring P/N 11174.



G. LEATHER TANK PANEL WITH POUCH, CONCHO AND CHROME STUDS



H. LEATHER TANK PANEL WITH POUCH AND BRAIDED TRIM

G. LEATHER TANK PANEL WITH POUCH, CONCHO AND CHROME STUDS

This durable leather panel features an integrated storage pouch that's perfect for the small items you need to keep handy. Constructed of tough steerhide over a rigid molded base, the pouch is decorated with an H-D® concho and chrome studs for added style.

91407-00

Fits '93-'03 FXDWG and '00-later Softail models (except FLS, FLSS, FLSTNSE, FLSTSB, FLSTSE, FXCW, FXCWC, FXS, FXSB, FXSBSE, FXSE, FXSTD, FXSTSSE, '06 FLSTFSE and '09-later FLSTC).

H. LEATHER TANK PANEL WITH POUCH AND BRAIDED TRIM

This decorative, yet durable leather panel has an integrated storage pouch, perfect for those small items you like to keep handy. Constructed of tough steerhide over a rigid, molded base and decorated with H-D concho and braided leather lacing.

91409-00

Fits '93-'03 FXDWG and '00-later Softail models (except FLS, FLSS, FLSTNSE, FLSTSB, FLSTSE, FXCW, FXCWC, FXS, FXSB, FXSBSE, FXSE, FXSTD, FXSTSSE, '06 FLSTFSE and '09-later FLSTC).

I. LEATHER TANK PANEL WITH FAT BOY CONCHO

Give your Softail model additional attitude with this leather tank panel featuring an authentic Fat Boy concho.

91134-01

Fits '93-'03 FXDWG and '00-later Softail models (except FLS, FLSS, FLSTNSE, FLSTSB, FLSTSE, FXCW, FXCWC, FXS, FXSB, FXSBSE, FXSE, FXSTD, FXSTSSE, '06 FLSTFSE and '09-later FLSTC).

J. LEATHER TANK PANEL WITH EMBOSSED SKULL LOGO

Add a little menace to your bike with this skull-embossed leather tank panel.

91001-01

Fits '93-'03 FXDWG and '00-later Softail models (except FLS, FLSS, FLSTNSE, FLSTSB, FLSTSE, FXCW, FXCWC, FXS, FXSB, FXSBSE, FXSE, FXSTD, FXSTSSE, '06 FLSTFSE and '09-later FLSTC).



I. LEATHER TANK PANEL WITH FAT BOY CONCHO



J. LEATHER TANK PANEL WITH EMBOSSED SKULL LOGO

Not all products are available in all countries – please consult your dealer for details.

274 SOFTAIL®

Storage & Fork Bags

A. MUSIC PLAYER TANK POUCH

This portable music system pouch is designed for motorcycle use. The neoprene jacket offers hard-core protection for your portable music device, while the built-in magnets hold the pouch securely to the fuel tank. The clear play-through window permits touch-screen control and the anti-skid interior allows the pouch to accommodate players of various sizes. The clamshell design makes inserting your player into the pouch quick and easy and the double zipper allows for headphone and output cables to exit the pouch at any point on top, bottom or one side of the pouch. Simply plug in your headphones or connect your in-dash Advanced Audio Radio with an auxiliary cable or iPod® Interface and enjoy your music collection. Works well with many MP3 and other personal music players, but should not be used with hard-disk memory players. Window measurement: 2.25" W x 4.0" H.

76000193

Fits models with steel fuel tanks or airbox covers.



A. MUSIC PLAYER TANK POUCH



B. MAGNETIC TANK TOTE

B. MAGNETIC TANK TOTE

De-clutter your pockets. This compact and convenient magnetic pouch is the ideal place to store small items that would normally go in your jeans pocket. It's also the perfect way to enjoy the benefits of NavWeather® and NavTraffic® on your non-fairing equipped motorcycle. The durable neoprene jacket with zippered closure will keep your items safe for the ride. An embroidered Bar & Shield® logo finishes the look. Pouch dimensions: 4.0" W x 5.5" H.

76000061

Fits models with steel fuel tanks or airbox covers.

C. FORK BAG – SOFTAIL ROCKER® MODELS

Add a touch of leather up front with this functional Fork Bag. Styled to complement the Softail Rocker model's fuel tank badge and accessory saddlebags, the embossed Bar & Shield logo makes a simple statement. The durable mounting bracket helps keep the bag in place and the heavyweight leather will last for years to come.

92352-08

Fits '08-'11 FXCW and FXCWC models.



C. FORK BAG – SOFTAIL ROCKER

D. HANDLEBAR/FORK BAGS

Constructed of durable synthetic leather with embossed H-D® Eagle Wing logo. Looks great on sissy bar uprights, handlebars and front forks.

If used in front fork application, fits '93-later FXDWG and '84-later FLSTC models. Also fits '82-'89 FXR with additional purchase of Directional Relocation Kit P/N 90504-82A.

91743-87T 11-inch length.

91744-87T 8-inch length.



D. HANDLEBAR/FORK BAGS

E. LEATHER SISSY BAR/TOOL BAG

Heavy full-grain Latigo leather is specially tanned, oiled and waxed to withstand the elements. Identified with a custom Harley-Davidson® concho. 4.0" W x 4.0" D x 11.0" T.

91772-85A

For use with FXDWG (except '10-later FXDWG with Original Equipment Sissy Bar) and FXSTC models only.



E. LEATHER SISSY BAR/TOOL BAG

F. STUDED LEATHER SISSY BAR BAG

Manufactured of durable full-grain Latigo leather and decorated with bright, chrome-plated studs.

91051-94



F. STUDED LEATHER SISSY BAR BAG

SOFTAIL® 275

Auxiliary Power Accessories



G. AUXILIARY POWER PORT – HANDLEBAR MOUNT, CHROME



G. AUXILIARY POWER PORT – HANDLEBAR MOUNT, BLACK



H. AUXILIARY POWER PORT – HORN MOUNT



I. AUXILIARY POWER PORT – SADDLEBAG MOUNT



J. USB CHARGING ADAPTOR

AUXILIARY POWER PORTS

Power your cell phone, GPS, Portable music player or tire inflator from this handy 12-volt power port. The conventional style power outlet accepts most 12V automotive power adapter plugs, and features a pop-top cover to protect the port while not in use.

G. AUXILIARY POWER PORT – HANDLEBAR MOUNT

Ideal for powering handlebar-mounted accessories, this elegant cast housing securely clamps to the handlebar to keep your power port within easy reach.

Fits '15-later XG, '14-later XL, '12-later Dyna®, '11-later Softail, '14-later Road King®, and models with either 1" or 7/8" diameter handlebars. '17-later Road King requires separate purchase of Electrical Connection Kit P/N 69201599.

69200971 Chrome.

69200970 Black.

Fits '12-later Dyna, '11-later Softail, '14-later Road King models with 1-1/4" diameter handlebars. '17-later Road King requires separate purchase of Electrical Connection Kit P/N 69201599.

69200855 Chrome.

69200854 Black.

H. AUXILIARY POWER PORT – HORN MOUNT

This fuse-protected power port is conveniently located in an easily accessible location just off the horn mount bracket.

69201136

Fits EFI equipped models equipped with a side-mount horn (except XG models).

I. AUXILIARY POWER PORT – SADDLEBAG MOUNT

This convenient power port mounts to the inside wall of the saddlebag, allowing you to charge cell phones and music players in an out-of-site location. Power port features a quick-disconnect plug for use with detachable saddlebags.

69200091

Fits models equipped with 12-volt battery. Does not fit VRSC™ or XG models, throw-over or swingarm bags. Not for use with Accessory Fitted Liners or Premier Liners. Requires separate purchase of Battery Charging Harness P/N 94624-97B, if not already equipped.

J. USB CHARGING ADAPTOR

Charge your cell phone, MP3 players and other hand-held devices while on the road. Compact Adaptor plugs into standard or accessory 12-volt power ports and provides a standard USB-style outlet that accepts many phone and music player power cords.

69200357

For use with Original Equipment or accessory 12V Auxiliary Power Port.

FINDING THE RIGHT FIT

The relationship between the seat, the handlebar and the foot controls has an enormous impact on the comfort, control, and confidence you feel when riding your motorcycle. Once you've picked the bike, it's time to choose the options that match your ride to your personal dimensions.



SUSPENSION

Adjusting your motorcycle's ride height by raising or lowering the suspension is often the first step in fitting the bike to your stature. Being sure-footed at a stop can really increase your sense of confidence.

Not all products are available in all countries – please consult your dealer for details.

ESTABLISH YOUR POSITION



HANDLEBARS

Where the bar positions your arms, hands and wrists directly impacts how you feel on the motorcycle. Choose a bar that falls easily to hand, and does not pull you out of the seat when maneuvering.



SEATS

Seat height and shape impact rider comfort, fit and confidence. Where the seat positions you relative to the foot controls, hand controls and the ground plays a major role in the quality of your ride.



FOOT CONTROLS

Repositioning your feet can relieve muscle tension, take pressure off the tailbone and reduce fatigue. The correct riding position can add hours of comfort and hundreds of miles to your daily saddle time.

| 2017 | SUSPENSION | SEATS | HANDLEBARS | FOOT SUPPORTS |
|------------------|--|---|--|--|
| FXSB | Low Suspension is Stock | Reach™ Seat Sundowner Seat | Reach Bar Fat Mini-Ape Bar | Forward Controls are Stock |
| FLSTF FLSTFBS | Profile™ Low Forks Profile Low Shocks (FLSTF) Comfort Flex Shocks | Badlander™ Seat Super Reach Seat Reach Seat Tallboy™ Seat Sundowner Seat Signature Series Seat | Extreme Reach Bar Fat Drag Bar Hollywood Bar Street Slammer Bar Fat Chizeled Bar Fat 12" or 16" Ape Bar Beach & Narrow Beach Bar | Footboards are Stock Forward Controls (FLSTF) Extended Running Board (FLSTF) Extended Brake Lever Extended Shift Lever |
| FLSTC | Profile Low Forks Profile Low Shocks | Badlander Seat Super Reach Seat Reach Seat Sundowner Seat Signature Series Seat | Heritage Classic Bar Extreme Reach Bar Hollywood Bar Street Slammer Bar Fat Chizeled Bar Fat 12" or 16" Ape Bar Beach & Narrow Beach Bar | Footboards are Stock Forward Controls Extended Running Board Extended Brake Lever Extended Shift Lever |
| FLSTN | Low Rear Suspension is Stock Profile Low Forks Comfort Flex Shocks | Badlander Seat Super Reach Seat Reach Seat Sundowner Seat Signature Series Seat | Extreme Reach Bar Hollywood Bar Street Slammer Bar Fat Chizeled Bar Fat 12" or 16" Ape Bar Beach Bar | Footboards are Stock Forward Controls Extended Brake Lever Extended Shift Lever |
| FLS FLSS | Low Rear Suspension is Stock Profile Low Forks Comfort Flex Shocks | Badlander Seat Reach Seat Sundowner Seat | Extreme Reduced Reach Bar Street Slammer Bar Fat Chizeled Bar Fat 12" or 16" Ape Bar Beach Bar | Footboards are Stock Whiskers Highway Bar Extended Brake Lever Extended Shift Lever |



A. PREMIUM RIDE CARTRIDGE FORK KIT



B. PROFILE LOW FRONT SUSPENSION - FL SOFTAIL



C. REAR LOWERING KIT



D. PROFILE LOW REAR SUSPENSION - CHROME



E. COMFORT FLEX REAR SHOCKS

A. PREMIUM RIDE CARTRIDGE FORK KIT

This Cartridge Fork Kit converts the standard Original Equipment front suspension into a high-performance suspension with superior ride quality. The Cartridge Fork Kit complements low and standard height rear shocks by providing a balanced suspension system capable of delivering superior ride characteristics. The front fork kit improves resistance to front brake dive, improves cornering and enhances bottoming control. A perfect addition during the installation of chrome or gloss black lower fork sliders, the kit includes cartridge, damper tube, fork tube, spring and oil seals.

44500141

Fits '00-later FL Softail models (except FLSTS, FLSTSB, FLSTSC, '06 FLSTFSE and '07 FLSTF).

B. PROFILE™ LOW FRONT SUSPENSION*

Designed by Harley-Davidson® to lower the front fork approximately 1.0" while preserving ride quality. A perfect addition during the installation of chrome or gloss black lower fork sliders, the kit includes springs that are progressively wound for a compliant, yet controlled ride. Must only be installed on vehicles equipped with low-profile rear suspension.

54758-07

Fits '07-later FLS, FLSS, FLSTC and FLSTN, '08-later FLSTF, FLSTFB, FLSTFBS and '14-'15 FLSTNSE models. FLSTC, FLS (AUS/BRZ/APC), FLSTF and FLSTF Special (Europe/UK) models must also be equipped with Profile Low Rear Suspension Kit P/N 54651-05, 54652-05 or 54001-04A.

C. REAR LOWERING KIT*

Provides low cost alternative to buying complete shocks. This kit is for the rider that simply wants to lower their bike inexpensively and have some ride height adjustability. Kit will lower seat height up to 1.0".

54001-04A

Fits '00-later Softail models (except FLS, FLSS, FLSTFB, FLSTFBS, FLSTFSE, FLSTN, FLSTNSE, FLSTSB, FLSTSE, FXCW, FXCWC, FXS, FXSB, FXSBSE, FXSE, FXSTD and FXSTSSE). Also fits '12-later FLS models in AUS, BRZ and APC markets. Does not fit models equipped with Profile Lowering Kits P/N 54651-05A, 54588-94 or 54652-05.

D. PROFILE™ LOW REAR SUSPENSION*

This suspension lowers the seat height approximately 0.75" while preserving ride quality. Spring and damping rates are tailored for Softail models to ensure a controlled ride. Shocks feature multi-staged damping to ensure optimal performance under varying conditions. Kit includes a pair of rear shock absorbers and a Softail shock spring preload adjustment wrench. Compatible with Profile Low Front Suspension.

54651-05 Chrome.

Fits '00-later FLSTC, FLSTB, FLSTF, FLSTS, FXST, FXSTB, FXSTC & FXSTS models. Also fits '10-later Fat Boy® Special model in UK, Europe, Brazil and select international markets that are factory-equipped with standard-height rear suspension.

E. COMFORT FLEX REAR SHOCKS*

For the rider willing to exchange the low-profile "slammed" look for improved ride comfort. Standard-length shocks raise the seat height of a factory-lowered bike approximately 1.0" and deliver an improved ride through a longer stroke. Spring rates and damping are tailored to ensure a controlled ride and optimal performance under varying conditions. Kit includes left and right rear shock absorbers and a pre-load adjustment wrench.

54000041

Fits '05-later FLS, FLSS, FLSTFB, FLSTFBS, FLSTN, FLSTNSE, '05-'06 FLSTFSE, '08-'11 FLSTSB, '10-'12 FLSTSE, '07-'09 FXSTSSE, '03 FXSTDSE, '04 FXSTDSE and '07 FXSTD. Stock on '00-later FL and FX models equipped with standard height rear shocks. Cannot be used on models equipped with Profile Low Front Suspension Kits.



***WARNING:** The Profile Low Front Spring Kit cannot be used independently and must be used with the appropriate Profile Rear Shock Lowering Kit. Installation of any accessory suspension components may affect cornering clearance and jiffy stand operation. This could distract the rider, causing loss of control and death or serious injury.



***WARNING:** Installation of any accessory suspension components may affect cornering clearance and jiffy stand operation. This could distract the rider, causing loss of control and death or serious injury.

278 SOFTAIL®

Foot Controls

A. FORWARD CONTROL KIT FOR FL SOFTTAIL MODELS*

Stretch out and put your feet in the wind. Ideal for taller riders, this kit converts the standard FL Softail footboard controls to Original Equipment FX Softail forward controls. The resulting foot-forward riding position takes the long-limbed rider out of the upright flat-foot, knees-up stance and puts them in a relaxed laid-back posture. Kit includes left and right brackets, shift lever, brake lever and all necessary mounting hardware. Footpegs and brake pedal pad sold separately.

33909-08A

Fits '07-later FLSTC, FLSTF (except FLS, FLSS, FLSTFB and FLSTFBS), FLSTN, FLSTSB and FLSTSC models. Requires separate purchase of appropriate footpeg kit. Compatible footpeg kits for FLSTC and FLSTF are P/N 50305-02, 50359-04, 50370-04, 50474-03, 50500-03, 50506-03, 50576-05, 50695-08 or 50935-07. FLSTN, FLSTSB and FLSTSC require separate purchase of stock FXCW footpegs with wear pegs (P/N 51327-08 Left Peg, 51323-08 Right Peg and 33130-07A Wear Peg (Qty 2)). Does not fit with Profile™ Low Suspension.



A. FORWARD CONTROL KIT FOR FL SOFTTAIL MODELS

B. EXTENDED REACH FORWARD CONTROL KIT*

This kit extends the rider foot controls a full 3.0" forward of the stock location, providing the tall rider a comfortable riding position. This comprehensive kit includes everything necessary for installation. The chrome kit includes new chrome brake and shifter mounting assemblies, chrome shift rod and all necessary hardware. Black kit includes new black painted brake and shifter mounting assemblies, chrome shift rod and all necessary hardware. The kit is compatible with Original Equipment or accessory footpegs, brake and shift lever and brake pedal and shifter peg.

Fits '07-'15 FX Softail models (except FXSB, FXSBSE and FXSTD). FXCW, FXCWC and FXS models must reuse Original Equipment footpegs. Not for use with accessory Shift Linkages. Separate purchase of model-specific rear brake line is required. NOTE: Extended Forward Control Kit is compatible with Engine Guard P/N 49078-04A only.

49171-08 Chrome.

49223-08 Black.

Also available:

EXTENDED REACH FORWARD CONTROL REAR BRAKE LINE

Required for installation of Extended Reach Forward Control Kit P/N 49171-08 or 49223-08.

Fits '11-'15 FX Softail models equipped with Extended Reach Forward Control Kit P/N 49171-08 or 49223-08.

41800004 With ABS Brakes.


41800005 Without ABS Brakes.

44970-07

Fits '07 FX Softail models (except FXSTD) equipped with Extended Reach Forward Control Kit P/N 49171-08 or 49223-08.

44972-08

Fits '08-'10 FX Softail models equipped with Extended Reach Forward Control Kit P/N 49171-08 or 49223-08.



B. EXTENDED REACH FORWARD CONTROL KIT – LEFT

B. EXTENDED REACH FORWARD CONTROL KIT – RIGHT



B. EXTENDED REACH FORWARD CONTROL KIT – CHROME

B. EXTENDED REACH FORWARD CONTROL KIT – BLACK



***WARNING:** Installation of this kit may affect cornering clearance. This could distract the rider, causing loss of control, resulting in death or serious injury.

Not all products are available in all countries – please consult your dealer for details.

SOFTAIL® 279

Foot Controls



C. BILLET STYLE SHIFT LEVER – CHROME



D. BILLET STYLE REAR BRAKE LEVER – CHROME



C. BILLET STYLE SHIFT LEVER – EDGE CUT



D. BILLET STYLE REAR BRAKE LEVER – EDGE CUT



C. BILLET STYLE SHIFT LEVER – SATIN BLACK



D. BILLET STYLE REAR BRAKE LEVER – SATIN BLACK



E. RIDER FOOTPEG HEEL REST



C. BILLET STYLE SHIFT LEVERS

Styled to complement our billet style mirror stems, these Billet Style Shift Levers are forged from 6061-T6 aluminum, then machined and polished for a beautiful, custom look. Available in your choice of mirror chrome, satin black powder coat or edge cut black anodized and machined aluminum finishes. Includes chrome hardware. Shift pegs sold separately.

Fits '91-later Dyna® (except '14-later FXDL, FXDLS or models equipped with Further Forward Mid-Control Kit P/N 50500386) and '90-later FX Softail models.

34539-00 Chrome.

34043-10 Edge Cut.

34016-08 Satin Black.

D. BILLET STYLE REAR BRAKE LEVERS

Styled to complement our billet style mirror stems and hand and foot controls, these slotted Rear Brake Levers are forged from 2014-T6 aluminum, then machined and polished for a beautiful, custom look. Available in your choice of mirror chrome, satin black powder coat or edge cut black anodized and machined aluminum finishes. Brake pedal pads sold separately.

Fits '07-later FX Softail models (except FXSBSE).

42632-07 Chrome.

40084-10 Edge Cut.

41805-08 Satin Black.

E. RIDER FOOTPEG HEEL REST

Give your feet a rest while you're stretching out on your forward controls. These adjustable Billet-Style Rider Footpeg Heel Rests reduce fatigue and make you look as good as you feel. Just add a pair of matching shifter pegs to complete the custom look (sold separately).

50227-01

Fits '93-'02 FXDWG and '89-later FX Softail models. Also fits Dyna models equipped with Forward Control Kit P/N 49080-06A, 49021-09 or 49080-93A.

280 SOFTAIL®

Foot Controls

A. BILLET STYLE REAR BRAKE LEVER – EXTENDED REACH

Ride tall in the saddle. This Billet Style Brake Lever features a 1.0" longer arm than the Original Equipment brake lever, allowing the tall rider to stretch the leg and straighten the knee for added comfort and control. The additional room also provides riders with large boot sizes ample room to move and reposition their feet on the footboard. Styled to complement our billet style mirror stems, these Billet Style Brake Levers are forged, machined and polished for a beautiful, custom look. When combined with the available Extended Reach Shift Lever, long-limbed riders can straighten their legs and ride in comfort. Brake pedal pads sold separately.

41600008 Chrome.
Fits '00-later FL Softail models. Will not fit with Rear Master Cylinder Cover P/N 41815-00.

B. BILLET STYLE REAR BRAKE LEVER

Styled to complement our billet style mirror stems and shift levers, these Billet Style Rear Brake Levers are forged from billet aluminum, then machined and polished for a beautiful, custom look. Available in your choice of mirror chrome, satin black powder coat or edge cut black anodized and machined aluminum finishes. Lever matches the length of the Original Equipment extended length lever found on late-model FL Softail motorcycles. Brake pedal pads sold separately.

Fits '00-later FL Softail models. Will not fit with Rear Master Cylinder Cover P/N 41815-00.

42640-03 Chrome.

40079-10 Edge Cut.

41800-08 Satin Black.



A. BILLET STYLE REAR BRAKE LEVER – EXTENDED REACH



BRAKE LEVER COMPARE



B. BILLET STYLE REAR BRAKE LEVER – CHROME



B. BILLET STYLE REAR BRAKE LEVER – EDGE CUT



B. BILLET STYLE REAR BRAKE LEVER – SATIN BLACK



SHIFT LEVER COMPARE



C. BILLET STYLE HEEL/TOE SHIFT LEVER – EXTENDED REACH



D. BILLET STYLE HEEL/TOE SHIFT LEVER – STANDARD LENGTH, CHROME



D. BILLET STYLE HEEL/TOE SHIFT LEVER – STANDARD LENGTH, EDGE CUT



D. BILLET STYLE HEEL/TOE SHIFT LEVER – STANDARD LENGTH, SATIN BLACK



E. FOLDING HEEL SHIFTER

C. BILLET STYLE HEEL/TOE SHIFT LEVER – EXTENDED REACH

Stretch out in style. Both the heel and toe sections of this Shift Lever are 1.0" longer than traditional levers, separating the distance between the heel/toe shift by 2.0" total. This added space provides a comfortable riding position for a tall rider and allows a rider with a large boot extra room to move. Styled to complement our billet style mirror stems, these Billet Style Shift Levers are forged, machined and polished for a beautiful, custom look. When combined with the available Extended Reach Brake Lever, long-limbed riders can straighten their legs and ride in comfort. Kit includes a front and rear lever and mounting hardware.

33600001 Chrome.

Fits '86-later FL Softail, '88-later Touring and '08-later Trike models.

D. BILLET STYLE HEEL/TOE SHIFT LEVER – STANDARD LENGTH

Styled to complement our billet style mirror stems, these Billet Style Shift Levers are forged from 7075-T6 aluminum, then machined and polished for a beautiful, custom look. Available in your choice of mirror chrome, satin black powder coat or edge cut black anodized and machined aluminum finishes. Kit includes a front and rear lever and chrome hardware.

Fits '86-later FL Softail, '88-later Touring and '08-later Trike models.

34535-00B Chrome.

34045-10 Edge Cut.

34023-08 Satin Black.

E. FOLDING HEEL SHIFTER

Give your left foot a little extra room. Folding Heel Shifter permits the rider to move the rear shift peg out of the way when on the open road, while retaining heel/toe shift functionality around town. Positive detent holds the peg in the selected position and can be adjusted while riding. Easy to install, the replacement rear lever is chrome-plated and shaped to match the Original Equipment toe shift lever. Lever accepts stock or accessory shifter peg.

33876-07

Fits '86-later FL Softail, '88-later Touring and '08-later Trike models.

282 SOFTAIL®

Foot Controls

A. GEAR SHIFTER LINKAGE COVERS

A simple and inexpensive way to detail your Softtail model. These easy-to-install chrome-plated covers conceal the stock shifter linkage for a brilliant finish. Kit includes all necessary mounting hardware.

Fits '99-later Softail models (except FLSTSE) with stock shifter linkage.

1. 46302-01 Harley-Davidson® Script.

2. 46304-01 Engraved Harley-Davidson.

B. CUSTOM GEAR SHIFT LINKAGES

Kick your custom into gear with this collection of high quality custom shift linkages. Available in a variety of designs to match your bike's style, these linkages feature aircraft-quality rod ends for easy adjustment and smooth operation. The easy-to-install linkage kit includes a transmission lever cover and decorative acorn nuts and bolts for a complete custom look.

Fits '86-later Softail, Touring and Trike models. (Does not fit '97-'99 FLSTS or models equipped with Softail Extended Reach Forward Controls.)

1. 34018-08 Slotted Black Anodized.

2. 34850-09 Skull.

3. 33840-09 Flame.

4. 33801-09 Harley-Davidson Script.

5. 33760-09 Slotted with Bar & Shield® Logo.

6. 33814-98A Round.



A. GEAR SHIFTER LINKAGE COVER – HARLEY-DAVIDSON SCRIPT



A. GEAR SHIFTER LINKAGE COVERS



B. CUSTOM GEAR SHIFT LINKAGES

Not all products are available in all countries – please consult your dealer for details.

SOFTAIL® 283

Jiffy Stands



C. HEEL/TOE SHIFTER SHAFT COVER



D. HEEL/TOE SHIFTER SHAFT COVER WITH INSERT

C. HEEL/TOE SHIFTER SHAFT COVER

Conceal the splined end of the shifter shaft when you remove the heel shift lever. The easy-to-install chrome-plated aluminum billet cap is held in place with a flush Allen® screw for a clean look.

35471-05

Fits '82-later FL Softail, Touring and Trike models equipped with heel/toe shift levers. Installation requires removal of heel shift lever.

D. HEEL/TOE SHIFTER SHAFT COVER WITH INSERT

Conceal the splined shifter shaft when you remove the heel shift lever. The kit includes a cover for the shaft end and an insert that conceals the casting and nylon spacer inboard of the shift lever. Manufactured from billet aluminum, these easy-to-install chrome-plated covers are held in place with flush Allen screws for a clean appearance.

35495-06

Fits '00-later FL Softail models (except FLSTSE) equipped with heel/toe shift levers. Installation requires removal of heel shift lever.

E. JIFFY STAND EXTENSION

Jiffy Stand Extension kits have been ergonomically designed to simplify the deployment and retraction of the jiffy stand. The extension is shaped to simplify locating the tab with your boot and aid in swinging the jiffy stand into position. The move feels natural and adds confidence when parking your motorcycle in a tight spot. Kit mounts to Original Equipment jiffy stand and includes all required mounting hardware.

5000008

Fits '07-later Softail models (except FLS, FLSS, FLSTN, FLSTNSE, FLSTSE, FXSB, FXSBSE, FXSE, '10-later FLSTFB and FLSTFBS and '09 FXSTSSE). Does not fit models equipped with Defiance footboards, Burst footboards or Rider Running Boards P/N 50500158.

F. ERGO JIFFY STAND

This Ergonomic Jiffy Stand has been engineered to simplify the deployment and retraction of the side stand. The jiffy stand features a ball-tipped extension that is shaped to simplify locating the tab with your boot and aid in swinging the jiffy stand into position. The move feels natural and adds confidence when parking your motorcycle in a tight spot. Kit replaces Original Equipment jiffy stand and includes stand bumper, bushing and all required mounting hardware.

50000091

Fits '07-later Softail models (except FXSB, FXSBSE and FXSE). Stock on '15-later FLS, FLSS, FLSTFB, FLSTFBS, FLSTN and FLSTNSE models. Does not fit models equipped with Defiance footboards, Burst footboards or Rider Running Boards P/N 50500158.

G. REAR MASTER CYLINDER KIT – CHROME

Dress your foot controls in brilliant chrome. This kit replaces the black painted rear master cylinder with a polished and plated version, manufactured from Original Equipment components for proper fit and function. The kit includes the mirror-finish master cylinder body, matching chrome master cylinder cover and polished cover hardware.

41777-05A

Fits '06-later Softail and '05-'07 Touring models.

41775-04B

Fits '00-'05 Softail and '99-'04 Touring models.

H. REAR MASTER CYLINDER COVER – CHROME

An easy way to add chrome to your bike is with this chrome-plated version of the stock master cylinder cover.

46425-05A

Fits '06-later Dyna® non-ABS models, '06-later Softail and '05-'07 Touring models.

45149-99C

Fits '00-'05 Softail and '99-'04 Touring models.



E. JIFFY STAND EXTENSION



F. ERGO JIFFY STAND



G. REAR MASTER CYLINDER KIT – CHROME



H. REAR MASTER CYLINDER COVER – CHROME

Not all products are available in all countries – please consult your dealer for details.

284 SOFTAIL®

Foot Controls

A. EXTENDED LENGTH RIDER RUNNING BOARDS

Stretching your legs and moving your feet during a long ride relieves muscle tension and reduces rider fatigue. At 4.0" longer (1.0" in front, 3.0" in back) and .5" wider than the Original Equipment rider footboards, these ergonomically friendly Running Boards provide plenty of space for riders to reposition their feet for maximum comfort. When used in conjunction with available Extended Brake and Shift Levers, the long legged rider will have even more room to stretch out on long rides. The easy-to-install kit includes left and right footboard pans with vibration-isolated inserts that are styled to complement the Crested Bar & Shield® controls collection or most other chrome and rubber collections.

50500158

Fits '00-later FL Softail (except FLS, FLSS, FLSTFB, FLSTFBS, FLSTN, FLSTNSE and FLSTSE or Softail models with Profile™ Low Suspension). Also fits '00-later Touring (except FLHTCUL, FLHTCUL TC and FLHTKL) and '09-'13 Trike models. Not for use with Jiffy Stand Kit P/N 50000091 or Jiffy Stand Extension Kit P/N 50233-00, 50000008 and 50000023.



A. EXTENDED LENGTH
RIDER RUNNING BOARDS



A. EXTENDED LENGTH RIDER RUNNING
BOARDS – COMPARISON TO STOCK SIZE

B. HALF-MOON RIDER FOOTBOARDS

Combine the style of the '40s with the comfort of today. The classic half moon-shaped rider footboards are available in polished stainless steel or gloss black finish to complement your styling direction. The traditional Harley-Davidson® rubber insert features a vibration-isolation design for a long, comfortable ride. Kit includes left and right footboard pans and matching rubber inserts.

Fits '86-later FL Softail models.

51345-08 Polished Stainless Steel.

51400-08 Gloss Black.



B. HALF-MOON RIDER FOOTBOARDS –
POLISHED STAINLESS STEEL



B. HALF-MOON RIDER FOOTBOARDS –
GLOSS BLACK

C. RIDER FOOTBOARD HEEL GUARD

Avoid damaged boots and hours of cleaning melted rubber scuff marks from your exhaust shield. This Heel Guard mounts to the right-side rider footboard and protects your boot from contact with the hot exhaust shield. The subtle curved shape keeps the boot heel away without restricting fore-and-aft movement of the rider's foot. Kit includes chrome guard with cutaway Bar & Shield logo and all mounting hardware.

50500225

Fits '12-'16 FLD, '86-later FL Softail, '86-later Touring and '09-later Trike models equipped with Traditional and Swept Wing footboards. Does not fit models equipped with Half-Moon, Tapered, Airflow, Defiance or Burst footboards, Extended Reach Rider Footboards P/N 50409-04 or 54145-10, Rider Running Boards P/N 50500158 or Screamin' Eagle® Fat Exhaust Shield.



C. RIDER FOOTBOARD HEEL GUARD

SOFTAIL® 285

Foot Controls



D. PASSENGER FOOTPEG SUPPORTS – CHROME



E. PASSENGER FOOTPEG MOUNT KIT

D. PASSENGER FOOTPEG SUPPORTS – CHROME

Polished and plated to a mirror-finish, this chrome version of the Softail Deluxe Original Equipment black passenger footpeg support complements any of the available passenger footpeg kits. When added to Softail Deuce™ and Fat Boy® models, this kit extends the passenger footpegs to allow folding without contacting the exhaust system.

51039-05

Fits '07-later Softail (except FLSTSC), '00-'06 FLSTF, FXS and FXSTD and '05-later FLSTN models with the separate purchase of (1) Screw P/N 4032A and (1) Screw P/N 4519. Also fits FXCW models with the additional purchase of (2) Screw P/N 4454 and (2) Spring Washer P/N 50912-72. Also fits FLS models with separate purchase of (1) Passenger Footpeg Mount Kit P/N 50932-08.

E. PASSENGER FOOTPEG MOUNT KIT

A necessary addition when converting your solo seat model to a two-up passenger-carrying ride. Kit includes black mounting brackets and all necessary mounting hardware. Footpegs sold separately.

50932-08

Fits '12-later FLS, FLSS and '08-'11 FLSTSB models.

F. PASSENGER FOOTBOARD SUPPORT KIT

Required for installation of Mini Footboards in the passenger position on many Softail motorcycles.

50454-09

Required for installation of Mini Footboards P/N 50451-09, 50500109, 50500124, 50500139, 50500144 on '08-later Softail models. Does not fit FLS, FLSS, FLSTF, FLSTFB, FLSTFBS, FLSTN, FLSTSB, FXS, FXSBSE, FXSTD and Softail models with shotgun exhaust. FLSTC and FLSTS models require the separate purchase of Saddlebag Bracket Relocation Kit P/N 90238-00.

G. MINI FOOTBOARD KITS

This Mini Footboard Kit can be installed in place of traditional footpegs and provides a little additional leg support and more options to move your feet around on a long run. Mini Footboards mount to standard H-D® style footpeg supports, and can be used in many rider and passenger applications. A little larger than a bicycle pedal, Footboards can be pivoted to the proper angle for maximum riding comfort.

Fits rider position:

VRSC™ models with forward controls (except VRSCDX and VRSCF), '06-earlier XL, '07-'10 XL883, XL883C, XL883R, XL1200C and XL1200R, '07-'11 XL1200L, Dyna® (except FLD), and Softail models with forward controls (except FXCW, FXCWC, FXS, FXSB, FXSBSE and FXSE).

Fits passenger position:

All models with H-D male-mount passenger peg mounts (except '06-earlier VRSC, '03-earlier XL, '05-earlier Dyna and Softail models equipped with Shotgun exhaust). Softail models require separate purchase of Support Kit PN 50454-09.

Fits highway peg position:

All models with frame-mount or engine guard-mount highway pegs (except Whiskers Adjustable Highway Bar P/N 50855-09 and 50865-09).

50451-09 Chrome & Rubber.

50500139 Small 3" – Chrome.

50500144 Small 3" – Gloss Black.

50500109 Large 4" – Chrome.

50500124 Large 4" – Gloss Black.



F. PASSENGER FOOTBOARD SUPPORT KIT



G. MINI FOOTBOARD KIT – CHROME & RUBBER



G. MINI FOOTBOARD KIT

Not all products are available in all countries – please consult your dealer for details.

286 SOFTAIL®

Foot Controls

A. CRESTED BAR & SHIELD® PASSENGER FOOTBOARD AND MOUNT KIT

Styled to match the rider footboards on the Softail Deluxe model, these Tapered Passenger Footboards feature a crested Bar & Shield logo rubber pad surrounded by a chrome accent. The footboard pan is chrome-plated throughout to add a custom touch, even in the folded position. Designed for convenient bolt-on installation, the complete kit includes aluminum footboards, rubber pads, mounting hardware and black footboard supports.

50377-07A

Fits '07-later FLS, FLSS, FLSTN and FLSTSB models. Not for use with Pivot Bolt Covers or Chrome Rear Saddlebag Guards P/N 49360-08.



A. CRESTED BAR & SHIELD PASSENGER FOOTBOARD AND MOUNT KIT

B. PASSENGER FOOTBOARD AND MOUNT KITS

Add passenger comfort and support. These complete kits include specially designed mounting stud/brackets for convenient bolt-on installation. Footboards fold up when not in use. Available in your choice of Original Equipment or mirror-chrome finish, these kits include footboard pans, rubber pads, mounting hardware and matching chrome or black footboard supports. NOTE: Passenger Footboard Kits cannot be used with Pivot Bolt Covers.

Fits '00-later Softail models (except FLS, FLSS, FLSTF, FLSTFB, FLSTFBS, FLSTN, FLSTNSE, FLSTS, FLSTSB, FLSTSC, FLSTSE, FXS, FXSBSE, FXCW, FXCWC and FXSTD). '00-'15 FLSTC models require Saddlebag Bracket Relocation Kit P/N 90238-00.

50602-00A Black.

52715-04A Chrome.



B. PASSENGER FOOTBOARD AND MOUNT KIT – BLACK



B. PASSENGER FOOTBOARD AND MOUNT KIT – CHROME

C. PASSENGER FOOTBOARD SUPPORT KITS

Add the comfort and convenience of passenger footboards to your Softail motorcycle. These support kits are designed to allow installation of traditional D-shaped, Swept Wing, Tapered or Old-Style Passenger Footboards (sold separately) on Softail models. Kit includes left and right supports, footboard mount hinge pins and installation hardware.

Fits '00-later Softail models (except FLS, FLSS, FLSTF, FLSTFB, FLSTFBS, FLSTN, FLSTNSE, FLSTS, FLSTSB, FLSTSC, FLSTSE, FXS, FXSBSE, FXCW, FXCWC and FXSTD). '00-'15 FLSTC models require Saddlebag Bracket Relocation Kit P/N 90238-00.

50459-06 Black.

50460-06 Chrome.

Fits '07-later FLSTF, FLSTFB, FLSTFBS, FXS and FXSTD models.

50399-07A Black.

Fits '07-later FLS, FLSS, FLSTN and FLSTSB models. Not for use with Pivot Bolt Covers or Chrome Rear Saddlebag Guards P/N 49360-08.

50400-07A Black.



C. PASSENGER FOOTBOARD SUPPORT KIT – BLACK (50459-06 SHOWN)



C. PASSENGER FOOTBOARD SUPPORT KIT – CHROME (50460-06 SHOWN)



D. HALF-MOON PASSENGER FOOTBOARD PANS – CHROME



D. HALF-MOON PASSENGER FOOTBOARD PANS – GLOSS BLACK



E. PASSENGER FOOTBOARD PANS – CHROME



F. WILLIE G SKULL PASSENGER FOOTBOARD COVERS



G. CONCHO PASSENGER FOOTBOARD COVERS



H. V-LOGO PASSENGER FOOTBOARD COVERS



I. ROAD KING CLASSIC PASSENGER FOOTBOARD COVERS



J. HARLEY-DAVIDSON SCRIPT PASSENGER FOOTBOARD COVERS

D. HALF-MOON PASSENGER FOOTBOARD PANS AND INSERTS

Styled to match the Half-Moon Rider Footboards, these classic passenger footboards add both style and comfort to your nostalgic ride. Available in mirror chrome or gloss black finish, the kit includes left and right footboard pan and vibration-isolation footboard inserts. Model-specific footboard mounts are sold separately.

Fits '06-later Dyna®, '00-later Softail and '86-later Touring models equipped with passenger footboard supports. Does not fit Trike models.

50807-08 Chrome.

50810-08 Gloss Black.

E. PASSENGER FOOTBOARD PANS – CHROME

Replace the factory black painted passenger footboard with the custom look of smooth chrome. The kit includes left- and right-hand traditional D-shaped footboard pans, chrome-plated and ready to install with your Original Equipment hardware. Just add your choice of footboard insert for the finishing touch. Footboard supports sold separately.

50752-04

Fits '06-later Dyna, '00-later Softail and '86-later Touring and Trike models equipped with passenger footboard supports.

F. WILLIE G™ SKULL PASSENGER FOOTBOARD COVERS

Chrome-plated steel footboard cover disguises the Original Equipment passenger footboard and features a three-dimensional sculptured medallion with the Harley-Davidson® skull logo. This easy-to-install kit includes all required mounting hardware.

50836-07

Fits '06-later Dyna, '86-later FL Softail and '87-later Touring and Trike models equipped with traditional D-shaped aluminum passenger footboards.

G. CONCHO PASSENGER FOOTBOARD COVERS

Heritage Softail® Classic-inspired conchos make these covers look great whether footboards are up or down.

50193-96

Fits '06-later Dyna, '86-later FL Softail and '87-later Touring and Trike models equipped with traditional D-shaped aluminum passenger footboards.

H. V-LOGO PASSENGER FOOTBOARD COVERS

V-Logos are die-cast aluminum integrated with the cover, then chrome-plated for a desirable shine. Includes all mounting hardware.

50194-96

Fits '06-later Dyna, '86-later FL Softail and '87-later Touring and Trike models equipped with traditional D-shaped aluminum passenger footboards.

I. ROAD KING® CLASSIC PASSENGER FOOTBOARD COVERS

The latest in the family of Road King Classic inspired accessories, this chrome-plated steel footboard cover features a chrome die-cast Road King Classic medallion with black accents and a stylish leather accent piece. Mounting hardware included.

50246-00

Fits '06-later Dyna, '86-later FL Softail and '87-later Touring and Trike models equipped with traditional D-shaped aluminum passenger footboards.

J. HARLEY-DAVIDSON SCRIPT PASSENGER FOOTBOARD COVERS

These easy-to-install chrome covers are formed to fit over the stock footboard pan to add a touch of style to the profile of your bike. The simple, clean design features a deep embossed Harley-Davidson script for a finishing touch. Kit includes mounting hardware.

50782-91

Fits '06-later Dyna, '86-later FL Softail and '87-later Touring and Trike models equipped with traditional D-shaped aluminum passenger footboards.

288 SOFTAIL®

Engine Guards

A. NOSTALGIC CURVED ENGINE GUARD – CHROME*

The nostalgic curved shape adds classic style to functionality. Reminiscent of the vintage 1940s style, the one-piece chrome Engine Guard complements the lines of the classic style Softail Deluxe, Heritage Softail® Classic and FL Springer® models.

49037-05A

Fits '00-later FL Softail models. Compatible with Engine Footpeg Mount Kit P/N 49102-86T or 49144-86.

B. ENGINE GUARD – CHROME*

Protect your bike without sacrificing ground clearance or style. The one-piece engine guard is designed to complement the lines of the motorcycle and the bright chrome finish adds the perfect finishing touch.

49004-00A

Fits '00-later FL Softail models.

49200-07A

Fits '00-later FX Softail models (except models equipped with Extended Reach Forward Control Kit P/N 49171-04 or 49223-04). FXSE models require the removal of the stock Original Equipment Chin Spoiler.

49004-90

Fits '86-'99 FL Softail models.

C. ENGINE GUARD – GLOSS BLACK*

A serious finish for serious riders. Before a black powder coat, these engine guards get an extra layer of protection from an E-Coat dip. So go on and install Engine Guard Mount Footpegs because this finish will go the distance.

49023-02A

Fits '00-later FL Softail models.



A. NOSTALGIC CURVED ENGINE GUARD – CHROME



B. ENGINE GUARD – CHROME



C. ENGINE GUARD – GLOSS BLACK



***WARNING:** Engine guards may provide limited leg and cosmetic vehicle protection under unique circumstances (fall over while stopped, very low speed slide). They are not made nor intended to provide protection from bodily injury in a collision with another vehicle or any other object.

SOFTAIL® 289

Engine Guards



D. MUSTACHE ENGINE GUARD – CHROME



D. MUSTACHE ENGINE GUARD – GLOSS BLACK



E. WHISKERS ADJUSTABLE HIGHWAY BAR – GLOSS BLACK



E. WHISKERS ADJUSTABLE HIGHWAY BAR

D. MUSTACHE ENGINE GUARD*

Combine classic shape and modern function for a unique twist on engine protection. The flow of this engine guard complements the bike's traditional style while the gracefully curved upper section incorporates highway pegs into the shape. The integrated rubber pads offer a comfortable and slip-resistant cushion for your feet while traveling the open road. One-piece engine guard kit includes all required mounting hardware.

Fits '00-later FL Softail models.

49140-05B Chrome.

49440-10 Gloss Black.

E. WHISKERS ADJUSTABLE HIGHWAY BAR*

Stretch your legs and change riding position while you rack up the miles. Frame-mounted bar can be pivoted fore and aft to accommodate your inseam length and locks in place with a common Allen® wrench. The easy-to-install bar features a three-point mounting system that grips both down tubes. Highway Bar accepts your choice of H-D® style male-mount footpegs (sold separately). Available in mirror chrome or gloss black finish.

Fits '00-later Softail models (except FXCW, FXCWC, FXS, FXSB, FXSBSE and FXSE) without ABS. Also fits '14-'15 FLSTNSE when Original Equipment engine guard is removed. Does not fit with Boom! Audio Cruiser Amp and Speaker Kit P/N 76262-08, 76320-08, 76321-09, Heel Raiser Footpeg Kit P/N 50178-09 or Mini Footboard Kits P/N 50500109, 50500124, 50500139, 50500144 or 50451-09.

50855-09 Chrome.

50865-09 Gloss Black.



***WARNING:** Engine guards may provide limited leg and cosmetic vehicle protection under unique circumstances (fall over while stopped, very low speed slide). They are not made nor intended to provide protection from bodily injury in a collision with another vehicle or any other object.



***WARNING:** Do not use engine guard footpegs under normal stop and go operating conditions. Doing so could result in death or serious injury.



***WARNING:** Do not use highway pegs under normal stop and go operating conditions. Doing so could result in death or serious injury.

Not all products are available in all countries – please consult your dealer for details.

290 SOFTAIL®

Chassis Trim – Front End

A. FRONT END KITS – CHROME

The front forks on a Harley-Davidson® motorcycle set the tone for the bike and can lead the way to a full-bore custom statement. So start customizing by adding chrome where it will have the most noticeable impact on the overall look of the bike, the front end. A perfect addition during the installation of Premium Ride or Profile™ Low Front suspension components, this kit includes components necessary to completely chrome the front forks and includes some or all of the following (Kit components vary depending on your model): Chrome Fork Sliders, Oil Seals, Chrome Fork Axle Retainer Nut Kit, Chrome Fork Slider Drain Screw Kit, Classic Chrome Front Axle Nut Cover Kit and Chrome Upper Fork Nut Covers.

45400006

Fits '12-later FLS, FLSS, FLSTF, FLSTFB and FLSTFBS, '09-later FLSTC and '07-later FLSTN models. Also fits '07-'08 FLSTC with separate purchase of front fork cover P/N 67830-09.

B. LOWER FORK SLIDERS – CHROME

These chrome-plated Lower Fork Sliders give your bike upfront style. To ensure proper fitment and function, these sliders are manufactured from Original Equipment components. Form follows function, with polished, chrome-plating and a stamped Harley-Davidson logo for product identification. A perfect addition during the installation of Premium Ride or Profile Low Front suspension components, this kit includes right and left sliders and the bottom axle retainer. '07-later model kits also include chrome drain screws, axle retainer bolts and oil seals.

45500014

Fits '07-later FLS, FLSS, FLSTC and FLSTN and '08-later FLSTF, FLSTFB and FLSTFBS models.

46482-00

Fits '00-'06 FLST, FLSTC, FLSTF and FLSTN models.

45310-98

Fits '86-'99 FLSTC, FLSTF and FLSTN models.

46477-00

Fits '00-'05 FXDWG and '00-'06 FXST and FXSTB models.



A. FRONT END KIT – CHROME (FAT BOY SHOWN)



B. LOWER FORK SLIDERS – CHROME

SOFTAIL® 291

Chassis Trim – Front End



C. LOWER FORK SLIDERS – GLOSS BLACK

C. LOWER FORK SLIDERS – GLOSS BLACK

These gloss black coated sliders are the ultimate extension of your bike's "dark side" and make a perfect custom addition to your blacked-out FL Softail model. Manufactured to Original Equipment specifications, the durable black coating is a great match to other H-D® black components. Add matching Gloss Black Upper Fork Slider Covers P/N 45591-02 for a complete look. A perfect addition during the installation of Premium Ride or Profile™ Low Front suspension components, this includes right and left sliders, bottom axle retainers, drain screws, axle retainer bolts and oil seals.

45500015

Fits '07-later FLS, FLSS, FLSTC, FLSTN and FLSTNSE, '08-later FLSTF, FLSTFB, FLSTFBS and '10-'12 FLSTSE models.

D. UPPER FORK SLIDER COVERS – CHROME

Brilliant chrome accents for the upper fork legs. Perfect for finishing off that chromed front end look. When used with H-D Genuine Motor Accessory Chrome Lower Fork Sliders, you've got a front end that's completely chromed and an appearance that's utterly impressive.

45963-97

Fits '49-'84 FL, '86-later FLS, FLSS, FLST, FLSTC, FLSTF (except '07), FLSTFB, FLSTFBS and FLSTN and '80-'13 Touring and Trike models. Stock on FLSTNSE and FLSTSE models.

E. UPPER FORK SLIDER COVERS – GLOSS BLACK

The classic Harley-Davidson® motorcycle color is black. It shows your attitude, your feelings and your desire to be different from the rest. These gloss black accessories are the ultimate extension of the Harley-Davidson philosophy. Manufactured from Original Equipment components, these parts provide superior fit and finish.

45591-02

Fits '49-'84 FL, '86-later FLS, FLSS, FLST, FLSTC, FLSTF (except '07), FLSTFB, FLSTFBS, FLSTNSE and FLSTN, '10-'12 FLSTSE and '80-'13 Touring and Trike models.



D. UPPER FORK SLIDER COVERS – CHROME



E. UPPER FORK SLIDER COVERS – GLOSS BLACK



Not all products are available in all countries – please consult your dealer for details.

292 SOFTAIL®

Chassis Trim – Front End

FRONT AXLE NUT COVERS

Cover the front axle in style. Available in your choice of styles, these custom Axle Nut Covers look great with Original Equipment satin-finish fork sliders or as the finishing touch to a complete chrome or blacked-out front end. Easy to install kits include all necessary mounting hardware. Sold in Pairs.

A. FRONT AXLE NUT COVERS

Fits '02-'11 VRSC™ (except VRSCF and VRSCR), '15-later XG, '08-later XL, '08-later Dyna®, '07-later Softail (except Springer®, FLSTNSE, FXCW, FXCWC, FXSB, FXSBSE, FXSE, FXST-Aus and FXSTD) and '08-later Touring and Trike models.

44117-07A Chrome – Die-cast.

44116-07A Chrome – Billet.

43000026 Gloss Black – Die-Cast.

43428-09 Gloss Black – Billet.

Fits '88-'07 XL, '91-'03 FXD, FXDX, FXDXT, FXDL, FXDS-CONV, '93-'05 FXDWG, '88-'07 FXR, '87-later FLXR, FXRS-SP and FXWG, '84-'06 Softail (except Springer and FXSTD) and '80-'99 Touring models.

43899-86A Chrome – Die-cast.

B. H-D® MOTOR CO. LOGO FRONT AXLE NUT COVERS

44148-07A

Fits '02-'11 VRSC (except VRSCF and VRSCR), '15-later XG, '08-later XL, '08-later Dyna, '07-later Softail (except Springer, FLSTNSE, FXCW, FXCWC, FXSB, FXSBSE, FXSE, FXST-Aus and FXSTD) and '08-later Touring and Trike models.

43864-96

Fits '88-'07 XL, '91-'03 FXD, FXDX, FXDXT, FXDL, FXDS-CONV, '93-'05 FXDWG, '88-'07 FXR, '87-later FLXR, FXRS-SP and FXWG, '84-'06 Softail (except Springer and FXSTD) and '80-'99 Touring models.

C. BURST COLLECTION FRONT AXLE NUT COVERS

43000031

Fits '02-'11 VRSC (except VRSCF and VRSCR), '15-later XG, '08-later XL, '08-later Dyna, '07-later Softail (except Springer, FLSTNSE, FXCW, FXCWC, FXSB, FXSBSE, FXSE, FXST-Aus and FXSTD) and '08-later Touring and Trike models.

D. WILLIE G™ SKULL FRONT AXLE NUT COVERS

43163-08A

Fits '02-'11 VRSC (except VRSCF and VRSCR), '15-later XG, '88-later XL, '91-later Dyna, '84-later Softail (except Springer, FLSTNSE, FXCW, FXCWC, FXSB, FXSBSE, FXSE, FXST-Aus and FXSTD) and '99-later Touring and '09-later Trike models.

E. ALUMINATOR™ FRONT AXLE NUT COVERS

44114-07

Fits '02-'11 VRSC (except VRSCF and VRSCR), '15-later XG, '08-later XL, '08-later Dyna, '07-later Softail (except Springer, FLSTNSE, FXCW, FXCWC, FXSB, FXSBSE, FXSE, FXST-Aus, and FXSTD) and '08-later Touring models.

F. TEARDROP FRONT FORK ROCKER COVER KIT


Nostalgic chrome-plated styling that seems to be in constant motion. Easily installs on Heritage Springer® models without removing wheel.

43161-97

Fits '97-'03 FLSTS and '05-'07 FLSTSC models.



A. FRONT AXLE NUT COVERS – CHROME



A. FRONT AXLE NUT COVERS – GLOSS BLACK



B. H-D MOTOR CO. LOGO FRONT AXLE NUT COVERS



C. BURST COLLECTION FRONT AXLE NUT COVERS



D. WILLIE G SKULL FRONT AXLE NUT COVERS



E. ALUMINATOR FRONT AXLE NUT COVERS



F. TEARDROP FRONT FORK ROCKER COVER KIT

**G. ABS FRONT WHEEL SPACERS – CHROME****G. ABS FRONT WHEEL SPACERS – GLOSS BLACK****H. FRONT WHEEL SPACERS – CHROME****I. ABS HARNESS COVER – CHROME****J. FORK COVER MEDALLIONS – BURST COLLECTION****K. DECORATIVE FORK JOINT COVERS – CHROME****G. ABS FRONT WHEEL SPACERS**

It is all in the details. Complete your total front end with these wheel spacers in mirror chrome or gloss black finish. Manufactured to the Original Equipment tolerances, they deliver the exact fitment and custom shine. Chrome is Original Equipment on FLSTNSE

Fits '11-later FLS, FLSS, FLSTF, FLSTC and FLSTN models with ABS brakes. FLSTC and FLSTN models require removal of Original Equipment hub cap.

43300010 Chrome.

42400018 Gloss Black.

H. FRONT WHEEL SPACERS – CHROME

There's always more room for chrome with these highly-polished chrome wheel spacers. They're manufactured to the Original Equipment tolerances, so you get exact product fitment and quality.

41597-07

Fits '07-'13 FXS, FXST, FXSTB, FXSTC and FXSTD models without ABS brakes. Also fits Softail models equipped with Inverted Front Fork Kit and 25mm Axle Kit P/N 42136-07.

41583-07

Fits '12-later FLS without ABS brakes and '07-'13 FLSTC, FLSTF, FLSTFB and FLSTN models without ABS brakes. FLSTC and FLSTN models require removal of Original Equipment hub cap.

41597-00

Fits '00-'05 FXDWG and '00-'06 FXST, FXSTB and FXSTD models. Also fits models equipped with Inverted Front Fork Kit and 3/4" Axle Kit P/N 42134-06 or Billet Fork Sliders P/N 46280-03. (Does not fit '03-'04 FXSTDSE.)

41583-03

Fits '06 FLST and '00-'06 FLSTF, FLSTC and FLSTN models. FLSTC and FLSTN models require removal of Original Equipment hub cap.

I. ABS HARNESS COVER – CHROME

Dress your ABS-equipped Softail model in style. Shaped to conceal the ABS wheel speed sensor harness, this bracket mounts to the brake caliper tabs on the lower fork sliders. The mirror chrome finish complements the Original Equipment satin polished sliders or serves as the final finishing touch to a complete chrome front end.

32700002

Fits '11-later Softail models (except FXCWC, FXSB and FXSBSE) equipped with ABS.

J. FORK COVER MEDALLIONS – BURST COLLECTION

These 5" medallions feature a curved mounting surface that fit perfectly to Upper Fork Slider Covers. Includes a slider cover mounting template. Easy to install. Sold in pairs.

14100434

Fits '49-'84 FL, '86-later FLST, FLSTC, FLSTF (except '07), FLSTFB, FLSTFBS and FLSTN, '10-'11 FLSTSE and '80-later Touring and Trike models.

K. DECORATIVE FORK JOINT COVERS – CHROME

Add a bigger, beefy look to the fork slider dust covers without disassembling the front fork. This polished and chrome-plated kit is easy to install without tools.

45415-82

Fits '93-'05 FXDWG, '80-'86 FXWG, '84-'15 FXST and FXSTB and '84-'89 FXSTC models.

294 SOFTAIL®

Chassis Trim – Front End

A. FREIGHT TRAIN HEADLIGHT NACELLE

If the shape of this nacelle seems to reflect the image of the 1960s FL models, that's because the spirit of the past is built right in. Bold locomotive styling adds visual strength to the bike's profile and stretches the rider's view to the horizon when looking over the headlamp. Coupled with the separate purchase of the Nacelle Hardware Kit P/N 67897-96B, the nacelle fits with an existing H-D® windshield and/or passing lamps. Kit includes hardware required for installation of the nacelle with a detachable windshield without passing lamps. Separate Hardware Kit is required when installing nacelle with passing lamps or rigid mount windshield.

Fits '86-later FLST, FLSTF, FLSTFB, FLSTFBS and FLSTC models. '07-later FLSTF, FLSTFB and FLSTFBS models with Original Equipment 1.25" handlebar require separate purchase of Riser Kit P/N 56789-05. '09-later FLSTC models with Original Equipment 1.0" handlebar requires separate purchase of Riser Kit P/N 46809-09.

61300420 Chrome.

61300421 Gloss Black.

Also available:

RISER KIT FOR FREIGHT TRAIN HEADLIGHT NACELLE

Required for installation of Freight Train Headlamp Nacelle.

46809-09 For 1.0" Handlebar.

Required for installation of Freight Train Headlight Nacelle Kit P/N 61300420 or 61300421 on '09-later FLSTC models with Original Equipment or accessory 1.0" handlebar. Also required for '07-later FLSTF, FLSTFB and FLSTFBS models equipped with accessory 1.0" handlebars.

56789-05 For 1.25" Handlebar.

Required for installation of Freight Train Headlight Nacelle Kit P/N 61300420 or 61300421 on '07-later FLSTF, FLSTFB and FLSTFBS models with Original Equipment 1.25" handlebar. Also required for '86-later FLST, FLSTF, FLSTFB, FLSTFBS and FLSTC models equipped with accessory 1.25" handlebars.

B. FORK COVER SIDE PANELS – CHROME

Complete the chrome finish of the Softail Deluxe model Fork Cover. These side panels replace the polished panels that wrap around the rear of the triple tree. Easy to install, this kit includes left and right side panels.

66441-05

Fits '09-later FLS, FLSS and FLSTC, '07-later FLSTF, FLSTFB, FLSTFBS and '05-later FLSTN models. Stock on FLSTNSE.

C. FORK COVER ACCENT STRIP KIT – CHROME

Sometimes the best ideas come from you, our fellow riders, like this chrome accent strip. This kit is designed to add the ultimate complement to the already popular Chrome Fork Cover Kit by accenting the sides with beautiful chrome-plated aluminum strips. Kit includes chrome hardware.

67891-99

Fits '86-'11 FLSTF and FLSTFB and '93-'96 FLSTN models with Chrome Fork Cover Kit P/N 67890-91C or 66440-05. Stock on '12-later FLS, FLSTF and FLSTFB. Does not fit with passing lamps and windshields.



A. FREIGHT TRAIN HEADLIGHT NACELLE – CHROME



A. FREIGHT TRAIN HEADLIGHT NACELLE – GLOSS BLACK



B. FORK COVER SIDE PANELS – CHROME

C. FORK COVER ACCENT STRIP KIT – CHROME

SOFTAIL® 295

Chassis Trim – Front End



D. FORK COVER KIT – CHROME



D. FORK COVER KIT – CHROME

Replace your factory-original satin fork covers with these brilliant, triple chrome-plated versions for a custom mirror-like shine.

67890-91C

Fits '86-'08 FLST, FLSTF and FLSTFB and '93-later FLSTN models. Does not fit FLSTC with Original Equipment light bar or models with Auxiliary Lighting Kit P/N 69287-07 or 68000026.

E. FORK COVER KIT – GLOSS BLACK

Replace the factory-original satin finished fork covers with these rich gloss black editions for a sinister blacked-out look. Originally featured on the '10 FLSTFB Fat Boy® Lo model, this three-piece kit includes the ribbed front panel and the matching left and right side panels that wrap around the triple tree for a solid, no-nonsense appearance. Finish the look with Gloss Black Side Accent Strips P/N 68055-10BHP (2) and Black Headlamp Shell P/N 73294-10.

48608-09

Fits '86-later FLS, FLSS, FLST, FLSTF, FLSTFB and FLSTFBS and '93-'96 FLSTN models. Does not fit FLSTC with Original Equipment light bar or '05-later FLSTN unless Original Equipment light bar is removed and front turn signals are installed.

Shown with:

FORK COVER ACCENT STRIPS – GLOSS BLACK

These strips are designed to add the ultimate complement to the Gloss Black Fork Cover Kit. Finished in matching rich black, these extruded aluminum pieces fill the gap between the front and rear covers that is created when the passing lamps are removed. Strips are sold individually and two are required for a complete installation.

68055-10BHP

Fits '86-later FLS, FLSS, FLST, FLSTC, FLSTF, FLSTFB and FLSTFBS '93-'96 FLSTN models with Gloss Black Fork Cover Kit P/N 48608-09. (Does not fit with passing lamps or windshields.)

Also shown with:

HEADLAMP SHELL – GLOSS BLACK

Add to the sinister look of your blacked-out Softail motorcycle. Manufactured from Original Equipment components, this gloss black headlamp housing replaces the chrome headlamp shell for a custom look. Shell includes wiring harness and connector and accepts the Original Equipment headlamp, trim ring and mounting hardware.

73294-10

Fits '86-later FLS, FLSS, FLST, FLSTC, FLSTF, FLSTFB and FLSTFBS and FLSTN models in domestic and right-hand drive markets.



**E. FORK COVER KIT – GLOSS BLACK
(SHOWN WITH ACCENT STRIPS
AND HEADLAMP SHELL)**



**E. FORK COVER KIT – GLOSS BLACK
(SHOWN WITH ACCENT STRIPS)**

F. LOWER TRIPLE TREE COVER – CHROME

This Lower Triple Tree Cover dresses up the unfinished underside of the triple tree for a complete custom look. The chrome-plated steel cover installs easily, concealing the brake splitter fitting. All mounting hardware is included.

66053-01

Fits '00-later FL Softail models (except Springer® and FLSTN).



F. LOWER TRIPLE TREE COVER – CHROME (FL SOFTAIL SHOWN)

Not all products are available in all countries – please consult your dealer for details.

296 SOFTAIL®

Chassis Trim – Front End

A. TIE-DOWN BRACKETS – CHROME

Simplify the process of securing your bike to a trailer or bike lift. These stylish chrome Tie-Down Brackets mount cleanly to the front fork cover and offer a secure method to connect tie-down straps. Moving the tie-down point from the handlebar to the triple tree area reduces wear on the handlebar bushings and ensures a consistent easy-to-access mounting point. Just add Harley-Davidson® Ratchet Straps and Soft Hooks and you're ready to go.

93500006

Fits '02-later FLS, FLSS, FLSTC, FLSTF, FLSTFB and FLSTFBS, '95-later FLHR and FLHRC, '95-'13 FLHT, FLHTC and FLHX, '10-'13 FLHTCU and FLHTK, '10-'12 FLHXSE and '09-'12 FLHTCUSE. FLS, FLSS, FLSTF, FLSTFB and FLSTFBS models without a windshield require separate purchase of Hardware Kit P/N 91800030.

Shown with:

TIE-DOWN BRACKET HARDWARE KIT

Kit includes 4 button-head bolts required for installation of Chrome Tie-Down Brackets P/N 93500006 on specified models.

91800030

Required for installation of Chrome Tie-Down Bracket Kit P/N 93500006 on '00-later FLS, FLSS, FLSTF, FLSTFB and FLSTFBS models without windshields.



A. TIE-DOWN BRACKETS – CHROME

B. UPPER FORK NUT COVERS – CHROME

Highlighted with a unique Bar & Shield® logo, these polished triple chrome-plated covers add an additional clean looking appearance to your upper fork. Kit comes complete with three covers, mounting hardware and wrench for easy, on-the-spot installation.

46129-98B

Fits '88-'13 XL (except XL883C, XL1200C and XL1200S), '95-'05 FXD, '93-'05 FXDL, '16-later FXDLS, '94-'05 FXDS-CONV and '90-later FLS, FLSS, FLSTF, FLSTFB, FLSTFBS and FLSTN and '86-later FLSTC models.

C. FRONT FENDER HARDWARE KIT – CHROME

Finish the show-winning look with brilliant chrome hardware. Manufactured to Original Equipment specifications, this kit replaces the zinc-plated exposed front fender mounting bolts with chrome-plated socket head cap screws.

94415-05

Fits '93-'05 FXDWG and '91-later Softtail models (except Springer®, FXCW, FXCWC, FXSB, FXSBSE, FXSE and FXSTD). Does not fit with Billet Fork Slider Kit or Inverted Front End Kit.

D. CUSTOM FORK BRACE

This chrome-plated Fork Brace adds style to the front end. The cross-brace open web style reflects a performance heritage and the multi-piece design allows easy installation.

46097-98 41mm.

Fits '93-'05 FXDWG and '84-later FX Softtail models (except Springer, FXCW, FXCWC, FXS, FXSB, FXSBSE, FXSE and FXSTD). (Will not fit with Chrome Lower Fork Sliders.)



B. UPPER FORK NUT COVERS – CHROME



C. FRONT FENDER HARDWARE KIT – CHROME



D. CUSTOM FORK BRACE

SOFTAIL® 297

Chassis Trim – Rear End



E. SWINGARM – CHROME (SHOWN WITH CHROME LOWER BELT GUARD)

E. SWINGARM – CHROME

The ultimate chrome accessory, mirror-polished to the highest standard using bright chrome-plating. Affordable and convenient with no troublesome exchanges necessary. Factory specifications guarantee exact fitment and unparalleled quality.

48607-08A

Fits '08-later Softail models (except FXCW, FXCWC, FXSB, FXSBSE and FXSE).

F. REAR FENDER EXTENSION – POLISHED STAINLESS STEEL

Designed to replace the black plastic rear fender splash guard, this stainless steel shield is formed to match the contour of the swingarm arc. Polished to a mirror-finish, this fender extension adds depth and dimension by reflecting light into a usually dark and hidden area. A great finishing touch to a chrome swingarm and custom wheel installation. Kit includes fitted stainless steel splash guard, attachment clips and chrome hardware.

60476-00A

Fits '00-'07 Softail models.

G. REAR WHEEL SPACERS – CHROME

Add some chrome detail to an often overlooked area of the bike with these highly-polished chrome wheel spacers. Manufactured to the Original Equipment tolerances, they ensure product fitment and quality.

41221-08 Tapered.

Fits '12-later FLS models without ABS. Also fits '08-'13 Softail models (except FXCW, FXCWC, FXSB, FXSBSE and models with ABS brakes).

41596-00A Straight.

Fits '00-'07 Softail models (except '06 FXST, FXSTB, FXSTS and FLSTFSE). Does not fit with Wide Tire Kit P/N 43685-00 and 44490-00.



E. SWINGARM – CHROME



F. REAR FENDER EXTENSION – POLISHED STAINLESS STEEL (60476-00A SHOWN)



G. REAR WHEEL SPACERS – CHROME, TAPERED



G. REAR WHEEL SPACERS – CHROME, STRAIGHT

Not all products are available in all countries – please consult your dealer for details.

298 SOFTAIL®

Chassis Trim – Rear End

A. UPPER BELT GUARD – CHROME

Hand-polished and chrome-plated to replace your factory-equipped painted upper belt guard.

60867-08

Fits '07-later FLS, FLSS, FLSTFB, FLSTFBS, FLSTSB, FLSTSC, FXCW, FXS, FXSB, FXSE, FXST and FXSTB models. Stock on many '07-later Softail models.

B. SHOR'TEE UPPER BELT GUARD – GLOSS BLACK

Give your Softail motorcycle a unique stylish look. Designed as a direct replacement for the Original Equipment upper belt guard, this slotted steel guard adds a minimalistic "bobbed" look to the bike's profile. With its cut-down length and turned-up tail, this Upper Belt Guard is the ultimate extension of your bike's personality. Kit includes all required mounting hardware.

60300004

Fits '08-later Softail models.

C. LOWER BELT GUARD

This handsome formed steel guard replaces the Original Equipment plastic debris deflector, providing a rich smooth surface that complements the swingarm and frame. Available in chrome or gloss black finish, this complete kit includes all required mounting hardware.

Fits '07-later FLS, FLSS, FLSTC, FLSTN, FLSTNSE, FXS, FXSB, FXSBSE, FXSE and FXSTD models.

60654-07A Chrome.

57100179 Gloss Black.

Fits '07-later FLSTF, FLSTFB, FLSTFBS, FLSTSB, FXST, FXSTB and FXSTC, '14-'15 FLSTNSE, '10-'12 FLSTSE, '16-later FXSE and '07-'08 FXSTSSE. Chrome version stock on '14-'15 FLSTNSE, '10-'12 FLSTSE and '07-'08 FXSTSSE models.

60655-07A Chrome.

57100180 Gloss Black.

Fits '00-'06 Softail models (except '06 FXST, FXSTB and FXSTS).

60316-00A Chrome with H-D® Script Logo.



A. UPPER BELT GUARD – CHROME



B. SHOR'TEE UPPER BELT GUARD – GLOSS BLACK



C. LOWER BELT GUARD – CHROME
(60654-07A SHOWN)



C. LOWER BELT GUARD – GLOSS BLACK
(57100180 SHOWN)

SOFTAIL® 299

Chassis Trim – Rear End



D. CONTOURED FRAME INSERTS



D. CONTOURED FRAME INSERTS

Add a custom “filled and molded” look to the Softail frame. These Contoured Frame Inserts are shaped to fill the frame recesses that surround the swingarm pivot bolt. The smooth teardrop shape blends with the frame for maximum impact. These inserts complement both a black-painted or chrome-plated swingarm installation. Adhesive backed for easy installation.

48211-08 Chrome.

Fits '08-later Softail models (except FXCW, FXCWC, FXSB and FXSBSE).

48212-08 Chrome.

Fits '08-later FXCW, FXCWC, FXSB and FXSBSE and '16-later FXSE models.

E. SOFTAIL FRAME TRIM SET

These easy-to-install chrome-plated trim plates fit into the recesses at the rear of the Softail frame and add a bright finishing touch. To complete the look, add a set of chrome Swingarm Pivot Bolt Covers (sold separately).

47300-88T

Fits '84-later Softail models (except '00-later FLSTF, FLSTFB, FLSTFBS, FLSTN, FLSTSB and FXSTD models equipped with shotgun exhaust).

F. SOFTAIL FRAME INSERT AND PIVOT BOLT KIT

Chrome rear frame inserts get you going on the road toward the perfect Softail. Kit includes Swingarm Pivot Bolt Covers and Frame Inserts. Easy installation kit.

48452-00

Fits '00-'07 FLSTF, FLSTN and FXSTD models. Does not fit FXSTDSE.



E. SOFTAIL FRAME TRIM SET



F. SOFTAIL FRAME INSERT AND PIVOT BOLT KIT



Not all products are available in all countries – please consult your dealer for details.

300 SOFTAIL®

Chassis Trim – Rear End

REAR AXLE NUT COVERS

Cover your rear axle nut in the most traditional way. These Rear Axle Cover Kits complement the matching Front Axle Nut covers. Easy to install, these cover kits include necessary mounting hardware. Sold in pairs.

A. REAR AXLE NUT COVERS

Fits '08-later Dyna® and Softail models (except FXCW, FXCWC, FXSB, FXSBSE, FXSE and FXST-Aus).

41705-09 Chrome – Die-cast.

43132-08 Chrome – Billet.

43422-09 Gloss Black – Billet.

Fits '00-'07 Softail models (except FLSTS and FLSTSC). (Will not fit with saddlebags.)

44256-01 Chrome – Die-cast.

Fits '09-'11 FXCW and FXCWC, '13-later FXSB and FXSBSE, and '16-later FXSE models.

43000051 Chrome – Billet.

43000052 Gloss Black – Billet.

B. REAR AXLE NUT COVERS – H-D® MOTOR CO. LOGO

41704-09

Fits '08-later Dyna and Softail models (except FXCW, FXCWC, FXSB, FXSBSE, FXSE and FXST-Aus).

C. REAR AXLE NUT COVERS – WILLIE G™ SKULL

41706-09

Fits '08-later Dyna and Softail models (except FXCW, FXCWC, FXSB, FXSBSE, FXSE and FXST-Aus).

43221-08

Fits '00-'07 later Softail models.

D. BAR & SHIELD® REAR AXLE COVERS

Add a sweep of chrome to the rear of the swingarm. This mirror-finished cover hides the axle head and the rear of the swingarm (sold in pairs).

42069-08

Fits '08-later Softail models (except FLSTF, FLSTFB, FLSTFBS, FXCW, FXCWC, FXSB, FXSBSE and FXSE). Will not fit with saddlebags.

44345-09

Fits '08-'11 FXCW and FXCWC models. Will not fit with saddlebags.



A. REAR AXLE NUT COVERS –
CHROME (44256-01 SHOWN)



A. REAR AXLE NUT COVERS –
GLOSS BLACK (43422-09 SHOWN)



A. REAR AXLE NUT COVERS –
CHROME (43000051 SHOWN)



A. REAR AXLE NUT COVERS –
GLOSS BLACK (43000052 SHOWN)



B. REAR AXLE NUT COVERS –
H-D MOTOR CO. LOGO



C. REAR AXLE NUT COVERS –
WILLIE G SKULL




D. BAR & SHIELD REAR AXLE COVERS
(42069-08 SHOWN)



D. BAR & SHIELD REAR AXLE COVERS
(44345-09 SHOWN)

SOFTAIL® 301

Chassis Trim – Rear End



E. REAR AXLE COVERS – CHROME



F. REAR AXLE ADJUSTER HARDWARE – CHROME

E. REAR AXLE COVERS – CHROME

Traditional wedge-shaped rear axle covers follow the triangular lines of the Softail swingarm and conceal the swingarm tail for a clean, custom look. This kit includes left and right covers, complementing trim discs and all required mounting hardware.

47596-91B

Fits '87-'07 Softail models (except FLSTS). Will not fit with saddlebags.

F. REAR AXLE ADJUSTER HARDWARE – CHROME

Highly polished and chrome-plated hex-head bolts replace the standard hardware for a custom look. Manufactured to Original Equipment specifications to ensure fit and performance, this kit is the perfect addition to a chrome or painted swingarm.

41202-08 Fits '08-later Softail models.

G. SWINGARM PIVOT BOLT COVERS

Cover your swingarm pivot bolt with distinctive styling. Available in your choice of mirror chrome or gloss black finish, this kit includes set screws and Allen® wrench for easy installation (sold in pairs).

Fits '08-later Softail models (except FXCW, FXCWC, FXSB, FXSBSE, FXSE and FXST-Aus) and models equipped with Passenger Footboard Kits.

47660-09 Chrome – Die-cast.

47612-08 Chrome – Billet.

47649-09 Gloss Black – Billet.

Fits '00-'07 Softail models (except FLSTF, FXSTD and models with Passenger Footboard Kit).

43462-00 Chrome – Die-cast.

Fits '84-'99 Softail models (except FLSTS).

43897-86B Chrome – Die-cast.

H. SWINGARM PIVOT BOLT COVERS – WILLIE G™ SKULL COLLECTION

Add a little attitude to your ride. Styled to complement Harley-Davidson® Skull accessory items, the menacing raised skull with black-filled eyes leaps from a field of chrome. The surrounding Harley-Davidson Motorcycles script is the perfect finishing touch. This easy-to-install kit includes left and right pivot bolt covers and necessary mounting hardware.

47663-09

Fits '08-later Softail models (except FXCW, FXCWC, FXSB, FXSBSE, FXSE and FXST-Aus).

43235-08

Fits '00-'07 Softail models (except FLSTF, FXSTD and models with Passenger Footboard Kit).

I. SWINGARM PIVOT BOLT COVERS – HARLEY-DAVIDSON MOTOR CO. LOGO

Die-cast, chrome-plated with black Harley-Davidson Motor Co. logo. Includes set screws and Allen wrench for easy installation (sold in pairs).

47630-09

Fits '08-later Softail models (except FXCW, FXCWC, FXSB, FXSBSE, FXSE and FXST-Aus).



G. SWINGARM PIVOT BOLT COVERS – CHROME



G. SWINGARM PIVOT BOLT COVERS – GLOSS BLACK



H. SWINGARM PIVOT BOLT COVERS – WILLIE G SKULL COLLECTION



I. SWINGARM PIVOT BOLT COVERS – HARLEY-DAVIDSON MOTOR CO. LOGO

Not all products are available in all countries – please consult your dealer for details.

302 SOFTAIL®

Chassis Trim – Rear End

A. SPROCKET COVER – CHROME

This Sprocket Cover gives the appearance of having a chrome sprocket at a fraction of the cost. It matches the styling of the Original Equipment sprocket and bolts on using the stock hardware.

37757-07

Fits '07-later Softail (except FLSTNSE, FXCW, FXCWC, FXSB, FXSBSE and FXSE).

91347-00 Fits '00-'06 Softail models.



A. SPROCKET COVER – CHROME

B. MAGNUM 5 SPROCKET COVER

Styled to match the distinctive Magnum 5 Custom Wheel. Available in mirror chrome or gloss black, this Sprocket Cover gives the appearance of having a custom sprocket at a fraction of the cost. Cover is easy to install with Original Equipment hardware or add the Chrome Hardware Kit P/N 94773-07 (sold separately) to your Softail model for a finished look.

Fits '07-later Softail (except FLSTNSE, FXCW, FXCWC, FXSB, FXSBSE and FXSE).

42200011 Gloss Black.

40121-09 Chrome.



B. MAGNUM 5 SPROCKET COVER – CHROME

B. MAGNUM 5 SPROCKET COVER – GLOSS BLACK

C. SPROCKET HARDWARE – CHROME HEX HEAD

This kit includes highly-polished, chrome-plated, grade 8 hex-head screws with chrome-plated washers, providing an extra custom accent. The perfect addition to the new chrome sprocket. Made from the same Original Equipment bolts to ensure product integrity. Also works with chrome belt sprocket covers and Original Equipment sprockets.

94773-07

Fits '07-later Dyna® and Softail models.

94773-00A

Fits '00-'05 Dyna and '00-'06 Softail models.

94708-98

Fits '91-later XL and '93-'99 Dyna and Softail models.



C. SPROCKET HARDWARE – CHROME HEX HEAD

D. REAR SPROCKET BOLT COVER KIT

These chrome-plated covers with internal spring clips hide the Original Equipment sprocket bolts for a clean, custom look. Set of 5 covers.

43876-04

Fits '04-later XL, '93-later Softail, '99-later Touring models with Original Equipment 7/16" hex head sprocket mounting bolts (5/8" hex across the flats).



D. REAR SPROCKET BOLT COVER KIT

SOFTAIL® 303

Chassis Trim – Brakes



**E. FRONT BRAKE CALIPER KIT – RED
(41300152 SHOWN)**



**E. REAR BRAKE CALIPER KIT – RED
(41300157 SHOWN)**

E. BRAKE CALIPER KIT – RED

Dress your bike in the latest high-performance look. Brilliant red calipers make a powerful visual statement and set your bike apart from the ordinary. Manufactured from Original Equipment components for proven performance, these calipers will add a stylish touch to the stock bike or add the perfect finish to a complete custom equipped with chrome or blacked-out wheels, rotors and fork sliders.

41300127 Front & Rear Kit.

Fits '08-later Dyna® (except FXDF, FXDLS and '14-later FXDL) and '08-'14 Softail models (except Springer®) equipped with single disc front brakes. Kit includes one front and one rear caliper. Brake pads sold separately.

41300152 Front – Single Disc.

Fits '15-later Softail models (except FXSE). Kit includes brake pads.

41300157 Rear.

Fits '08-later Dyna and Softail models. Brake pads sold separately.

F. BRAKE CALIPER KIT – CHROME

Add the shine of chrome to your front end with this highly polished Chrome Front Brake Caliper Kit. Manufactured from Original Equipment components for proven performance, these calipers are a great addition to the stock front end or add the finishing touch to a complete custom with chrome wheels, rotors and chrome fork sliders.

41300148 Front – Single Disc.

Fits '15-later Softail models (except FXSE). Kit includes brake pads.

44395-08 Front – Single Disc.

Fits '08-later Dyna (except FXDF, FXDLS and '14-later FXDL) and '08-'14 Softail models (except Springer) equipped with single disc front brakes. Brake pads sold separately.

44395-00A Front – Single Disc.

Fits '00-'03 XL, '00-'07 Dyna and '00-'07 Softail models (except Springer) equipped with single disc front brakes. Brake pads sold separately.

42047-08 Rear.

Fits '08-later Dyna and Softail models. Brake pads sold separately.



**F. FRONT BRAKE CALIPER KIT – CHROME
(41300148 SHOWN WITH
CLASSIC CHROME CALIPER INSERT)**



**F. FRONT BRAKE CALIPER KIT – CHROME
(44395-08 SHOWN WITH
CLASSIC CHROME CALIPER INSERT)**

Shown with:

REAR CALIPER BRACKET – CHROME

Complete a chrome rear brake conversion. This Rear Caliper Bracket sets your ride apart from the others by replacing the painted black mount with brilliant chrome. Manufactured from the Original Equipment components for exact fit, this mount will bolt to the existing mounting location.

42048-08 Fits '08-later Softail models.



**F. FRONT BRAKE CALIPER KIT – CHROME
(41300148 SHOWN)**



**F. FRONT BRAKE CALIPER KIT – CHROME
(44395-08 SHOWN)**



**F. REAR BRAKE CALIPER KIT – CHROME
(SHOWN WITH
CHROME REAR CALIPER BRACKET)**

Not all products are available in all countries – please consult your dealer for details.

304 SOFTAIL®

Chassis Trim – Brakes

A. FORK AXLE RETAINER NUT KIT – CHROME

It's the details that count. Complete the chrome transformation by adding this finishing touch to your chrome fork sliders. This Axle Retainer Nut Kit includes the stylish chrome-plated nuts and chrome lockwashers necessary to replace the stock hardware.

45813-03

Fits '91-'05 FXDWG, '86-'07 FLST, FLSTC, FLSTF and FLSTN, '91-'07 FXST and FXSTB, and '84-'13 Touring and Trike models.



A. FORK AXLE RETAINER NUT KIT – CHROME

B. FORK SLIDER DRAIN SCREW KIT – CHROME

It's the details that count. Complete the chrome transformation by adding this finishing touch to your chrome fork sliders. This Fork Slider Drain Screw Kit includes two chrome-plated drain screws and the seals required to replace the stock hardware.

45848-03

Fits '93-'05 FXDWG, '87-later Softail (except Springer®), FXCW, FXCWC, FXSB, FXSBSE, FXSE and FXSTD) and '87-'13 Touring and Trike models.

45815-03

Fits '73-'13 XL models (except XL883L, XL1200S, XL1200X and '11-later XL1200C), '78-'86 FX models, '95-'05 FXD, '93-'05 FXDL, '94-'00 FXDS-CONV, '99-'00 CVO FXR models, and '00-'07 FXSTD models.



B. FORK SLIDER DRAIN SCREW KIT – CHROME

C. CALIPER HARDWARE KIT – CHROME

Chrome-plated hardware is a great finishing touch to chrome Brake Calipers. This kit replaces the Original Equipment black 12-point bolts on a single caliper.

44473-02A

Fits '00-'07 models (except Springer front caliper, '06-'07 VRSC, '04-'07 XL, and '06-'07 FX Softail rear calipers).



C. CALIPER HARDWARE KIT – CHROME

D. BRAKE BLEEDER AND BANJO BOLT COVERS

1. Brake Bleeder Screw Cover

This cover adds chrome to the unfinished bleeder valve on all stock H-D® calipers. Package of two.

43834-98

Fits '84-later stock calipers (except XG and XR models).

2. Chrome Banjo Bolt Cover

Die-cast chrome cover provides a custom look to your stock banjo bolts. Fits banjo bolts on front and rear brake master cylinders and front and rear calipers. Installs in seconds.

32715-98

Fits '84-later models with stock master cylinders and calipers. (Does not fit VRSC™ Rear Master Cylinder, '06-later VRSC calipers, '15-later XG, '04-later XL, or '08-later Touring and Trike.)



D. BRAKE BLEEDER AND BANJO BOLT COVERS

E. BANJO BOLT KIT – CHROME

Replace the Original Equipment 12-point zinc finish brake line hardware with brilliant chrome custom tapered banjo bolts.

41842-06

Fits '91-'03 XL, '91-later Dyna® (except FXDF), '99-'00 FXR and '95-'14 Softail models equipped with single front brake. Does not fit on the Dyna or Softail ABS Hydraulic Control Unit or with Banjo Bolt Cover P/N 32715-98. Kit includes one 7/16" banjo bolt, three 3/8" banjo bolts and eight sealing washers.



E. BANJO BOLT KIT – CHROME

SOFTAIL® 305

Chassis Trim



**F. CUSTOM CALIPER BOLT COVER KIT
(40955-05 SHOWN)**



F. CUSTOM CALIPER BOLT COVER KIT

Cover your 12-point caliper bolts in chrome. These easy-to-install chrome covers are held firmly in place with a steel spring clip and are styled to match the Chrome Rocker Box Bolt and Headbolt Covers.

43824-03 Four Large Covers.

Fits '00-later front and rear 12-point caliper mounting bolts (except Springer® front calipers, '06 VRSCR, '15-later XG and '08-later Touring and Trike models).

40955-05 Four Large and Two Small Covers.

Fits '00-later front brake calipers (except Springer models, '06-later VRSC™, '04-later XL, '15-later XG, '17-later FXDLS, '08-later Touring and Trike and models equipped with caliper covers). Also fits rear calipers on '06-later Softail models (except FXCW, FXSE).

40959-05 Three Large and Two Small Covers.

Fits '00-later rear brake calipers (except '06-later VRSC, '15-later XG, '04-later XL, '17-later FXDLS, '06-later FXST, FXSTB, FXSTS and FLSTSB, '17-later FXSE, '08-later Touring and Trike models and models equipped with caliper covers).

G. BRAKE CALIPER INSERTS

Easy-to-install inserts add a finishing touch to the front and rear brake calipers. Select a style that follows your custom direction. Self-adhesive backing.

Fits '00-later front and rear brake calipers on all models (except Springer front, '06-later VRSC, '15-later XG, '04-later XL and '08-later Touring and Trike).

1. 44477-99 Classic Chrome.

2. 44476-99 Harley-Davidson® Script.

3. 44474-99 Flames.



G. BRAKE CALIPER INSERTS



H. BRAKE CALIPER TRIM DISCS

H. BRAKE CALIPER TRIM DISCS

Available in 1.375" and 1.75" diameters to accommodate front and rear calipers on most '99-earlier models and front calipers on '00-later Springer models. Easy to install.

1. 44095-96 H-D® Motor Co. – 1.375" Diameter.

44093-96 H-D Motor Co. – 1.75" Diameter.

2. 99661-92T Gold Live to Ride – 1.375" Diameter.

99663-92T Gold Live to Ride – 1.75" Diameter.

I. REAR FENDER STRUT HARDWARE KIT – CHROME

Finish the show-winning look with brilliant chrome hardware. Manufactured to Original Equipment specifications, these kits replace the zinc-plated exposed fender strut hardware with chrome-plated button head screws and custom machined washers.

94691-08 Fits '08-later FLSTC models.

94693-08

Fits '08-later FLSTN models. Does not fit FLSTNSE.



I. REAR FENDER STRUT HARDWARE KIT – CHROME

Not all products are available in all countries – please consult your dealer for details.

306 SOFTAIL®

Chassis Trim

A. CHROME ENGINE KIT

Upgrade your silver polished motor to the brilliance of chrome. Kit includes the rocker housing and rocker cover, tappet cover, outer primary, derby cover, cam cover, transmission top and side cover and all necessary gaskets.

16318-07B

Fits '07-later Softail models (except FLSS, FLSTFBS, FXCW, FXCWC, FXSB, FXSBSE and FXSE). Also fits '06-later FLD and Dyna® models equipped with factory forward controls.

B. INNER PRIMARY COVER – CHROME

Because all components in this cover are exactly like the Original Equipment part, you can be sure this cover will match your outer cover, right down to the high-quality chrome-plating. It completes the look of your powertrain without the hassle of troublesome exchange programs. This cover includes all bearings, dowel pins and seals already installed, to ensure Harley-Davidson® quality. Requires separate purchase of model-specific Primary Cover Gasket and O-Ring.

60792-06C

Fits '06-later FXDWG, '07-'08 FXDSE, '09-'10 FXDFSE and '07-later Softail models (except FXCW, FXCWC, FXSB, FXSBSE, FXSE and FXSTSSE). Also fits '08-later FLD and FXDF models with Forward Foot Controls.

60815-08A

Fits '08-later FXCW, FXCWC, FXSB, FXSBSE, FXSE and '09 FXSTSSE models.

60639-00

Fits '94-'06 Softail models.

C. CLASSIC COVERS KIT

Customize your bike down to the last detail. These hardware Cover Kits include the chrome-plated ABS caps and plugs in the sizes and styles required to dress the viewable hardware on the motorcycle. Classic Covers are available as complete "Bike Kits" with the covers for both engine and chassis hardware or as "Engine-only" kits to dress the Twin Cam or XL engine. The kits are easy to install, with no tools required.

94923-09 Bike Kit.

Fits '09-later Softail models (except FLS, FLSS, FLSTSB, FXCW, FXCWC and FXSE).

94948-07 Bike Kit.


Fits '00-'08 Softail models.

94943-07 Engine Kit.

Fits Twin Cam-equipped models.



A. CHROME ENGINE KIT



B. INNER PRIMARY COVER – CHROME
(TOURING SHOWN)



C. CLASSIC COVERS KIT

Not all products are available in all countries – please consult your dealer for details.

SOFTAIL® 307

Chassis Trim



D. FRONT FUEL TANK MOUNTING HARDWARE KIT – CHROME



E. BAR & SHIELD LOGO COIL COVER



F. VOLTAGE REGULATOR – CHROME



G. VOLTAGE REGULATOR COVER – CHROME



H. DASH PANEL EXTENSION – CHROME

D. FRONT FUEL TANK MOUNTING HARDWARE KIT – CHROME

Beauty lies in the details. And this chrome-plated Fuel Tank Mounting Hardware Kit ensures you won't leave this one overlooked. The perfect finishing touch to your fuel tank, the kit includes the machined washers and custom nuts required for your model.

62965-01

Fits '00-later Softail models (except FLSTSE, FLSTNSE and FXSBSE).

E. BAR & SHIELD® LOGO COIL COVER

Featuring a radical open-face design with a Bar & Shield logo silhouette, this chrome coil cover matches chrome Voltage Regulator Covers P/N 74597-01, for an integrated custom look. Includes all mounting hardware.

74616-04

Fits '04-later EFI Dyna® and '01-later EFI equipped Softail models (except FXCW, FXCWC, FXS, FXSB, FXSBSE, FXSE, and FXST-Aus).

F. VOLTAGE REGULATOR – CHROME

Original Equipment voltage regulators with a sparkling triple-plated chrome finish. Hand-buffed, then copper-, nickel- and chrome-plated, these brilliant chrome-plated regulators are the perfect highlight for any Harley-Davidson® motorcycle.

74567-11 Fits '11-later Softail models.

74610-08 Fits '08-'10 Softail models.

74610-01 Fits '01-'06 Softail models.

74537-93A

Fits '89-'95 1340 models, '96-'98 Dyna, '96-'99 Softail and '96 FLHR, FLHT and FLT (except fuel injected) models.

G. VOLTAGE REGULATOR COVER – CHROME

With a look that creates its own electricity, this chrome-plated cover features an embossed Bar & Shield logo and an open-center grill that allows air to flow right through for regulator cooling. Designed for easy installation. Chrome mounting hardware included.

74597-01

Fits '01-later Softail models (except FXSE). Will fit models equipped with Bullet Front Spoiler P/N 57039-XX. Will not fit with other Softail front spoilers.

H. DASH PANEL EXTENSION – CHROME

Stretch the lines of your chrome dash panel the full length of the fuel tank. This chrome-plated trim kit continues the lines and finishes of your standard tank panel to the front of the seat, adding a custom touch without the expense of a custom tank.

71283-01

Fits '00-later Softail models (except FLS, FLSS, FLSTNSE, FLSTSB, FLSTSE, FXCW, FXCWC, FXS, FXSB, FXSBSE, FXSE, FXST-Aus, FXSTD, FXSTSSE, '06 FLSTFSE and '09-later FLSTC models).

Not all products are available in all countries – please consult your dealer for details.

308 SOFTAIL®

Chassis Trim – Fenders

A. FRONT FENDER TRIM KIT – CHROME

Replace the Original Equipment stainless steel fender trim with a splash of chrome. Kit includes left and right side trim strip.

59209-91T

Fits '86-later FLSTC and FLSTN and '82-'13 Touring models (except Road Glide® and Road King® Custom). Does not fit models equipped with clean front fender.

B. FRONT FENDER RAIL AND STANCHION KIT*

Chrome-plated accents straight from our 1947 catalog. Includes template for easy installation.

91117-97

Fits '84-later FL Softail (except FLS, FLSS, FLSTF, FLSTFB, FLSTFBS, FLSTNSE, FLSTSB and FLSTSE), Touring and Trike models.

C. FRONT FENDER TRIM

Add a sweeping dash of chrome to the front fender. Chrome-plated tapered spear features a stepped design that accentuates the flowing fender lines. Self-adhesive backing simplifies installation.

14100618

Fits FLD, FL Softail, Touring and Trike models with full front fender.

D. BAR & SHIELD® LOGO FRONT FENDER SPEAR

This chrome-plated trim spear adds a sweeping dash of chrome to the front fender. Featuring a raised Bar & Shield logo set against a textured black field, this self-adhesive medallion is easy to install.

91195-04 Large.

Fits FLD, FL Softail (except FLSTSB), Touring and Trike models.

91194-04 Small.

Fits XL, XR, Dyna® (except FLD) and FX Softail models.



A. FRONT FENDER TRIM KIT – CHROME



A. FRONT FENDER TRIM KIT – CHROME



B. FRONT FENDER RAIL AND STANCHION KIT



C. FRONT FENDER TRIM



D. BAR & SHIELD LOGO FRONT FENDER SPEAR (LARGE SHOWN)



D. BAR & SHIELD LOGO FRONT FENDER SPEAR (SMALL SHOWN)



***WARNING:** Fender rails are decorative items only. Do not strap anything to the rails. Adding additional weight to the front fender could adversely affect vehicle handling, causing loss of control and death or serious injury.

Not all products are available in all countries – please consult your dealer for details.

SOFTAIL® 309

Chassis Trim – Fenders



E. WILLIE G SKULL FENDER SKIRT

E. WILLIE G™ SKULL FENDER SKIRT

This decorative chrome-plated fender skirt is a direct replacement for stock fender skirt. Features a three-dimensional sculptured concho with skull design set off with black accents. Mounting hardware included.

59582-02A

Fits '06 FLST, '86-'08 FLSTC, '93-'96 FLSTN, '80-'13 Touring and '09-'13 Trike models equipped with Original Equipment fender skirt.

F. CONCHO FENDER SKIRT

This decorative fender skirt features conchos inspired by the Heritage Softail® Classic model.

59147-96

Fits '06 FLST, '86-'08 FLSTC, '93-'96 FLSTN, '80-'13 Touring and '09-'13 Trike models equipped with Original Equipment fender skirt.

G. FLAMES FENDER SKIRT

Designed as an easy-to-install replacement for the Original Equipment fender skirt, this chrome steel fender skirt features an embossed 3-D flame design. Kit includes mounting hardware.

60179-06

Fits '06 FLST, '86-'08 FLSTC, '93-'96 FLSTN, '80-'13 Touring and '09-'13 Trike models equipped with Original Equipment fender skirt.

H. BAR & SHIELD® FENDER SKIRT

This rigid-steel fender skirt, designed to replace the original factory-equipped aluminum trim, is formed, polished and chrome-plated. Its ribbed pattern offers a unique styling element and adds rigidity. Subtle but distinctive brushed aluminum Bar & Shield logos are framed by a stamped-in ribbed outline on both sides.

59228-91

Fits '06 FLST, '86-'08 FLSTC, '93-'96 FLSTN, '80-'13 Touring and '09-'13 Trike models equipped with Original Equipment fender skirt.

I. FRONT FENDER EXTENSION – CHROME

Dress your front fender in chrome. This chrome-plated tapered Fender Extension is shaped to follow the curve of the fender for style and function. Using the Original Equipment fender hole, the extension mounts below the trailing edge of the fender to help control road dirt and spray.

59664-03

Fits '91-'08 Dyna® and '84-'07 FX Softail models. (Will not fit FXD, FXDX or FXDXT models equipped with Voltage Regulator Covers.)




F. CONCHO FENDER SKIRT



G. FLAMES FENDER SKIRT



H. BAR & SHIELD FENDER SKIRT



I. FRONT FENDER EXTENSION – CHROME

Not all products are available in all countries – please consult your dealer for details.

310 SOFTAIL®

Chassis Trim – Fenders

A. FENDER TIP LENS KIT WITH SKULL LOGO

This chrome-plated fender tip lens kit adds a little attitude to your ride. The kit features front and rear lenses with a translucent illuminated skull silhouette. The easy-to-install kit includes an amber front lens and red rear lens.

59651-01

Fits '86-later FLSTC, '93-'96 FLSTN and '80-'08 Electra Glide®, Tour Glide and Road King® models (except FLHRC and FLHRS).



A. FENDER TIP LENS KIT WITH SKULL LOGO

B. BAR & SHIELD® LOGO FENDER TIP LENS KIT

Chrome-plated polycarbonate construction features translucent Bar & Shield emblems. The kit includes front and rear lenses. Front lens features an amber Bar & Shield logo, rear lens features a red Bar & Shield logo. Quick and easy installation.

59081-96 Front and Rear.

Fits '86-later FLSTC, '93-'96 FLSTN and '80-'08 FLHR, FLHS, FLHT and FLT models. (Does not fit Springer®, FLHRS or FLTR.)



B. BAR & SHIELD LOGO FENDER TIP LENS KIT

C. H-D® CLASSIC FENDER TIP

Stock on Road King Classic models, these nostalgic-look fender tips are also available for other models. Replaces fender lamp assembly.

59002-98 Front.

Fits '80-'13 FL, '86-'08 FLSTC, '94-'13 FLHR and '09-'13 FLHTCUTG models.

59052-98 Rear.

Fits '80-'08 FL and FLHR models and '86-'99 FLSTC models. (Does not fit FLSTF and FLTR models.)



C. H-D CLASSIC FENDER TIP

D. HARLEY-DAVIDSON® "LIVE TO RIDE" LOGO FENDER TIPS

Made of durable ABS plastic. Includes mounting hardware and installation instructions.

59068-96 Front.

Fits '80-'13 FLSTC, FLHR and FLT '93-'96 FLSTN and '09-'13 FLHTCUTG models (replaces fender lamp assembly). (Does not fit Springer, FLHRS and FLTR models.)

59069-96 Rear.

Fits '80-'08 FLSTC, FLHR and FLT and '93-'96 FLSTN models (replaces fender lamp assembly). (Does not fit Springer, FLHRS and FLTR models.)



D. HARLEY-DAVIDSON "LIVE TO RIDE" LOGO FENDER TIP

E. EAGLE WING FENDER TRIM FOR FAT BOY® MODELS

Classic Eagle Wing logo in gold & chrome with black accent. Matches Eagle Wing headlamp, tail lamp and turn signal visors.

Fits '90-'06 FLSTF models.

1. 59369-97 Rear, Gold & Chrome.

Fits '90-later FLSTF, FLSTFB and FLSTFBS models.

2. 59367-97 Front, Gold & Chrome.



E. EAGLE WING FENDER TRIM FOR FAT BOY MODELS

F. EAGLE FENDER TRIM FOR FAT BOY MODELS

This solid brass fender trim is hand-polished and features finely detailed Eagle and Harley-Davidson graphics. Includes mounting hardware and foam pad attached to underside of trim to resist scratches when installing.

Fits '90-'06 FLSTF models.

1. 59286-90 Rear, Chrome.

Fits '90-later FLSTF, FLSTFB and FLSTFBS models.

2. 59285-90 Front, Chrome.



F. EAGLE FENDER TRIM FOR FAT BOY MODELS



G. HERITAGE FRONT FENDER RAIL – CHROME

**G. HERITAGE FRONT FENDER RAIL – CHROME***

A stylish re-creation of a popular Hydra Glide model accessory direct from the Harley-Davidson® 1959 accessories catalog. Ornate, jet, twin-tube design sweeps smartly back along the front fender. Sparkling chrome-plating and years-ahead styling make it a hit for all Heritage and FLSTN owners.

91080-93

Fits '87-later FLST, FLSTC and '93-'96 FLSTN models.
(Does not fit Springer® models.)

H. HERITAGE REAR FENDER RAIL – CHROME*

A perfect match to Heritage Chrome Front Fender Rail P/N 91080-93. Designed to fit with stock FLSTC, FLSTN saddlebags or Genuine Harley-Davidson Fat Boy® leather saddlebags.

91402-00

Fits '00-later FLST and FLSTC models.

I. HERITAGE SOFTAIL® CLASSIC REAR FENDER LEATHER MUD FLAP

Get nostalgic with top-grain cowhide decorated with bright spots and a Heritage-style concho. A perfect match with your Heritage saddlebags.

59071-98

Fits '86-later FLSTC models.



H. HERITAGE REAR FENDER RAIL – CHROME

**J. HERITAGE SPRINGER® LEATHER MUD FLAP WITH FRINGE**

Made from premium, plated leather with black trim, these flaps have fringe and an '97-'03 FLSTS concho and black trim. Includes chrome hardware, support bracket and fender mounting template.

59027-99

Fits '97-'03 FLSTS models front or rear fender. Also fits '86-later FLSTC, '86-'06 FLSTF and '93-'96 FLSTN models.



I. HERITAGE SOFTAIL CLASSIC REAR FENDER LEATHER MUD FLAP



J. HERITAGE SPRINGER LEATHER MUD FLAP WITH FRINGE



***WARNING:** Fender rails are decorative items only. Do not strap anything to the rails. Adding additional weight to the front fender could adversely affect vehicle handling, causing loss of control and death or serious injury.

HARLEY-DAVIDSON®

TOURING

From cutting a swath across the urban landscape to taking a pass over a mountain, you'll be more than comfortable enough to never stop riding with a Touring family model. Plus, with all this style, why would you ever want to?



GENUINE MOTOR PARTS & ACCESSORIES

NOT ALL PRODUCTS ARE AVAILABLE IN ALL COUNTRIES –
PLEASE CONSULT YOUR DEALER FOR DETAILS.

*Handlebar height is regulated in many locations.
Check local laws before installation.



TOURING STYLE – CITY TO CITY

2017 FLTRXS Road Glide® Special

Low-profile style that makes a loud statement. This custom bagger in Color Shop Limited Series – Radiation refuses to go unnoticed. Contrast Chrome Turbine Wheels light the way for its dark side with Gloss Black Engine Cover Kit, Defiance Hand and Foot Controls, Chopped Engine Guard and Lower Fork Sliders. And with powerful 4-Speaker BOOM! Audio Stage II System and saddlebag speaker kit, and Screamin' Eagle® Heavy Breather and Exhaust Kit upgrades, you'll be seen – and heard – wherever the road takes you.

Not all products are available in all countries – please consult your dealer for details.





LOW-PROFILE SOLO TOURING SEAT

Combine a low and lean style with a surprising touch of comfort. Start with a shape that distributes your weight across a wide surface area to reduce pressure points. The result is the slammed custom that you crave; with enough comfort and support to let you spend more time in the saddle.



TURBINE WHEEL

Bring the gleam and add some edge. These cast aluminum "Turbine"-style wheels feature 21 spokes which extend all the way to the edge of the rim, creating the illusion of a larger wheel diameter.



DEFIANCER RIDER FOOTBOARDS

The perfect match to your custom bagger look. The rich black surface is divided by a groove that provides contemporary styling and a whole lot of attitude.



FLHR

ROAD KING®

Production Color: Billet Silver

Not all products are available in all countries – please consult your dealer for details.

FEATURED PRODUCTS

NEW Wrapped Fender – Primed..... 58900196BEO
NEW Extended Side Covers – Primed..... 61300671BEO
NEW Stretched Saddlebags – Billet Silver.. 90201078DZP
CVO Rear Fender System – Primed 59500246

Daymaker™ LED Headlamp – Black..... 67700267
NEW Chopped Engine Guard – Black..... 49000114
Lower Fork Sliders – Gloss Black..... 45500172B
NEW Gloss Black Engine Cover Kit..... 92500059

For a complete list of parts and accessories visit accessories.harley-davidson.eu/inspiration-gallery



NEW Turbine Front Wheel – Contrast..... 43300396
NEW Turbine Rear Wheel – Contrast..... 40900405
 Black Headlamp Nacelle – Right..... 61300098
 Black Headlamp Nacelle – Left..... 61300097

Brawler™ Solo Seat..... 52000268
NEW Defiance Rider Footboard – Black Cut.. 50500527
NEW Defiance Brake Pedal – Black Cut.... 50600188
 Saddlebag Support Kit..... 90200981

SCREAMIN' EAGLE® PERFORMANCE

NEW Pro Street Tuner* 4100008C
NEW 114CI Bolt-On Stage III Kit..... 92500056
NEW Heavy Breather A/C – Black..... 29400264
NEW Street Cannon Mufflers – Black..... 64900554

**Not certified for use in the EU*

Street legal and/or street compliant statements refer to product meeting 50-State emissions and noise standards in the United States.



FLHTCU

ELECTRA GLIDE® ULTRA CLASSIC™

Production Color: Superior Blue

FEATURED PRODUCTS

| | | | |
|----------------------------------|----------|--|-----------|
| Front End Kit – Chrome..... | 45800037 | Boom! Audio Stage II Fairing Speakers..... | 76000524A |
| Headlamp Trim Ring..... | 67700215 | Boom! Stage II Tour-Pak™ Speakers..... | 76000526A |
| Slicer Front Wheel – Chrome..... | 43300388 | Boom! Stage II Fairing Lower Speakers.. | 76000353A |
| Slicer Rear Wheel – Chrome..... | 40900332 | Boom! Stage II Saddlebag Speakers..... | 76000319A |

For a complete list of parts and accessories visit accessories.harley-davidson.eu/inspiration-gallery

Not all products are available in all countries – please consult your dealer for details.



| | | | | | |
|--|----------|--------------------------------------|----------|---|-----------|
| Sundowner Seat..... | 52000128 | NEW CoolFlow Fan..... | 26800128 | SCREAMIN' EAGLE® PERFORMANCE | |
| NEW Chrome Master Cylinder Kit | 41700440 | Airflow Rider Footboard Kit..... | 50500436 | NEW Pro Street Tuner* | 41000008C |
| Switch Housing Kit – Chrome..... | 71500185 | Airflow Passenger Footboard Kit..... | 50500437 | NEW High-Flow Air Cleaner – Chrome..... | 29400246 |
| NEW Slotted Hand Control Levers | 41700425 | Airflow Shifter Pegs..... | 33600075 | NEW Street Cannon Mufflers – Chrome..... | 64900555 |
| | | | | NEW 4.5" Muffler End Caps – Chrome..... | 65100085 |

*Not certified for use in the EU

Street legal and/or street compliant statements refer to product meeting 50-State emissions and noise standards in the United States.



FLHTK

ULTRA LIMITED

Production Color: Charcoal Denim / Black Denim

NOT SHOWN: Tour-Pak™ Luggage with Detachable Tour-Pak Kit – Black

Not all products are available in all countries – please consult your dealer for details.

FEATURED PRODUCTS

Front End Kit – Black..... 45800038B
Engine Guard Kit – Black..... 49050-09A
Saddlebag Guards – Black 90200791
Custom Auxiliary Lighting Kit – Black..... 67800366

NEW CoolFlow Fan..... 26800128
Ultra Boom! Audio Stage I Bagger Kit.... 76000411A
NEW Boom! Fairing Lower Speakers 76000660A
Boom! Stage I Saddlebag Speakers 76000489A

For a complete list of parts and accessories visit accessories.harley-davidson.eu/inspiration-gallery
Handlebar height is regulated in many locations. Check local laws before installation.



NEW Gloss Black Engine Cover Kit.....92500059
NEW Defiance A/C Trim – Black.....61300769
NEW Defiance Rider Footboard – Black Cut ...50500527
NEW Defiance Pass. Footboard – Black Cut... 50500528

Harley® Hammock Seat 52000177
NEW Detachable Tour-Pak™ Kit – Black... 53000567
 Sissy Bar Upright – Black..... 54247-09A
 Passenger Backrest Pad..... 52920-98B

SCREAMIN' EAGLE® PERFORMANCE

NEW Pro Street Tuner* 41000008C
NEW Ventilator Air Cleaner – Black..... 29400298
NEW Street Cannon Mufflers – Chrome..... 64900555
NEW Exhaust Shield Kit – Chrome..... 65100085

*Not certified for use in the EU

Street legal and/or street compliant statements refer to product meeting 50-State emissions and noise standards in the United States.



FLHTKL

ULTRA LIMITED LOW

Production Color: Bonneville Blue / Fathom Blue

Not all products are available in all countries – please consult your dealer for details.

FEATURED PRODUCTS

10" Wind Splitter Windshield..... 57400206
Front End Kit – Chrome..... 45800037
Tie Down Brackets – Chrome..... 93500011
Fender Skirt – Chrome..... 61400312

NEW CoolFlow™ Fan..... 26800128
Slipstream Mirrors..... 56000006
Slipstream Hand Grips..... 56100028
NEW Chrome Hand Control Levers..... 41700422

For a complete list of parts and accessories visit accessories.harley-davidson.eu/inspiration-gallery



| | | | | | |
|--|----------|---|----------|--|-----------|
| Gauge Trim Kit – Chrome | 61400199 | Crested Large Brake Pedal Pad | 42700-05 | NEW Detachable Tour-Pak™ Kit – Chrome | 53000291A |
| Front Speaker Trim – Chrome | 61400197 | Crested Shifter Pegs | 33946-05 | Tour-Pak Speaker Trim – Chrome | 61400194 |
| NEW HDMC Timer Cover | 25600068 | Mini Footboard Kit – Chrome | 50500139 | Tour-Pak Side Marker Light Trim | 53000330 |
| NEW HDMC Air Cleaner Trim | 61300658 | Keystone LED Run/Brake/Turn Lamps | 67800589 | Tour-Pak Rear Light Trim | 53000329 |



FLHX

STREET GLIDE®

Color Shop Custom Paint: Limited – Flash

Not all products are available in all countries – please consult your dealer for details.

FEATURED PRODUCTS

Front End Kit – Chrome..... 45800037
NEW Turbine Front Wheel – Chrome..... 43300395
NEW Turbine Rear Wheel – Chrome..... 40900403
NEW Chopped Engine Guard – Chrome..... 49000105

Boom! 2 Speaker Audio Stage I Kit..... 76000410A
Boom! Stage I Saddlebag Speakers..... 76000489A
Daymaker™ LED Reflector Headlamp..... 67700173
NEW LED Curved License Frame..... 67900275

For a complete list of parts and accessories visit accessories.harley-davidson.eu/inspiration-gallery



Mini-Ape Handlebar – Chrome 57474-11
 Tribal Mirrors – Chrome 92410-09
 Low-Profile Solo Touring Seat 52000249
 Low-Profile Passenger Pillion 52400141

NEW Defiance A/C Trim – Chrome 61300768
NEW Defiance Rider Footboard – Chrome 50500515
NEW Defiance Brake Pedal – Chrome 50600179
NEW Defiance Footpegs – Chrome 50500535

SCREAMIN' EAGLE® PERFORMANCE

NEW Pro Street Tuner* 41000008C
NEW Ventilator Air Cleaner – Chrome 29400299
NEW Street Cannon Mufflers – Chrome 64900555
NEW 4.5" Muffler End Caps – Chrome 65100085

**Not certified for use in the EU*

Street legal and/or street compliant statements refer to product meeting 50-State emissions and noise standards in the United States.



FLHXS

STREET GLIDE® SPECIAL

Production Color: Laguna Orange

Not all products are available in all countries – please consult your dealer for details.

FEATURED PRODUCTS

NEW Wrapped Fender – Primed 58900196BEO
NEW Extended Side Covers – Primed ... 61300671BEO
Agitator Front Wheel – Contrast 55070-11
Agitator Rear Wheel – Contrast 40225-10

Boom! Audio Stage II Fairing Speakers 76000524A
Boom! Stage II Saddlebag Speakers 76000319A
Front End Kit – Gloss Black 45800038B
NEW Chopped Engine Guard – Black 49000114

For a complete list of parts and accessories visit accessories.harley-davidson.eu/inspiration-gallery
Handlebar height is regulated in many locations. Check local laws before installation.



NEW Reach™ Solo Seat 52000253
NEW Reach Handlebar – Black 55800590
 Get-A-Grip Hand Grips – Black 56100008
NEW Black Hand Control Levers 41700421

Dome Mirrors – Satin Black 92423-08A
 Gloss Black Console Kit 70900463
NEW Gloss Black Engine Cover Kit 92500059
NEW LED Curved License Frame 67900273

SCREAMIN' EAGLE® PERFORMANCE

NEW Pro Street Tuner* 41000008C
NEW Heavy Breather A/C – Black 29400264
NEW Street Cannon Mufflers – Black 64900554
NEW Exhaust Shield Kit – Black 65400285

**Not certified for use in the EU*

Street legal and/or street compliant statements refer to product meeting 50-State emissions and noise standards in the United States.



FLHXS

STREET GLIDE® SPECIAL

Color Shop Custom Paint: Limited – Radiation

Not all products are available in all countries – please consult your dealer for details.

FEATURED PRODUCTS

| | | | |
|--|-----------|--|-----------|
| Front End Kit – Black..... | 45800038B | Boom! Audio Stage II Fairing Speakers..... | 76000524A |
| NEW Chopped Engine Guard – Black..... | 49000114 | Boom! Stage II Saddlebag Speakers..... | 76000319A |
| Daymaker™ LED Headlamp – Black..... | 67700267 | NEW Turbine Front Wheel – Contrast..... | 43300396 |
| Gloss Black Console Kit..... | 70900463 | NEW Turbine Rear Wheel – Contrast..... | 40900405 |

For a complete list of parts and accessories visit accessories.harley-davidson.eu/inspiration-gallery
Handlebar height is regulated in many locations. Check local laws before installation.



Chizeled Handlebar – Black..... 55800299
NEW Defiance Hand Grips – Black..... 56100157
NEW Profile Custom Mirrors – Black..... 56000135
 Low-Profile Solo Touring Seat..... 52000248

NEW Gloss Black Engine Cover Kit..... 92500059
NEW Defiance Rider Footboard – Black..... 50500640
NEW Defiance Brake Pedal – Black..... 50600185
 Fender Support Kit – Black..... 90201206

SCREAMIN' EAGLE® PERFORMANCE

NEW Pro Street Tuner* 41000008C
NEW Heavy Breather A/C – Black..... 29400264
NEW Street Cannon Mufflers – Black..... 64900554
NEW Exhaust Shield Kit – Black 65400285

**Not certified for use in the EU*

Street legal and/or street compliant statements refer to product meeting 50-State emissions and noise standards in the United States.



FLTRX

ROAD GLIDE®

Color Shop Custom Paint: Limited – Flash

Not all products are available in all countries – please consult your dealer for details.

FEATURED PRODUCTS

| | | | |
|---------------------------------------|-----------|--|-----------|
| Lower Fork Sliders – Black..... | 45500172B | Boom! Audio 2 Speakers Stage I Kit..... | 76000587A |
| Upper Fork Covers – Black..... | 45600023 | Boom! Stage I Saddlebag Speakers..... | 76000489A |
| Aggressor Front Wheel – Contrast..... | 43300385 | NEW Chopped Engine Guard – Black..... | 49000117 |
| Aggressor Rear Wheel – Contrast..... | 40900390 | Gloss Black Console Kit..... | 70900463 |

For a complete list of parts and accessories visit accessories.harley-davidson.eu/inspiration-gallery
Handlebar height is regulated in many locations. Check local laws before installation.



Chizeled Lo Handlebar – Black 55800569
 Tribal Mirrors – Black 92398-09
 Tribal Hand Grips – Black 56257-09
 Brawler™ Solo Seat 52000268

Swept Wing Footboard Pans – Black 51060-08
 Tribal Rider Footboard Insert 50753-10
 Tribal Large Brake Pedal Pad 42560-09
NEW LED Curved License Frame 67900273

SCREAMIN' EAGLE® PERFORMANCE

NEW Pro Street Tuner* 41000008C
NEW Ventilator Air Cleaner – Chrome 29400299
NEW Street Cannon Mufflers – Chrome 64900555
NEW Exhaust Shield Kit – Chrome 65100085

**Not certified for use in the EU*

Street legal and/or street compliant statements refer to product meeting 50-State emissions and noise standards in the United States.



FLTRXS

ROAD GLIDE® SPECIAL

Production Color: Vivid Black

*Not all products are available in all countries –
please consult your dealer for details.*

FEATURED PRODUCTS

| | | | |
|--|------------|-----------------------------------|-----------|
| NEW Wrapped Fender – Black..... | 58900196DH | Lower Fork Sliders – Black..... | 45500172B |
| NEW Extended Side Covers – Black..... | 61300671DH | Upper Fork Covers – Black..... | 45600023 |
| Stretched Saddlebags – Black | 90201078DH | Agitator Front Wheel – Black..... | 43300442 |
| NEW Chopped Engine Guard – Black..... | 49000117 | Agitator Rear Wheel – Black..... | 40900459 |

For a complete list of parts and accessories visit accessories.harley-davidson.eu/inspiration-gallery
Handlebar height is regulated in many locations. Check local laws before installation.



Boom! Audio Stage II Fairing Speakers..... 76000594A
 Chiseled Handlebar – Black..... 55800440
NEW Profile Mirrors – Black..... 56000135
 Brawler™ Solo Seat..... 52000268

NEW Gloss Black Engine Cover Kit..... 92500059
 Gloss Black Console Kit..... 70900463
NEW Defiance Rider Footboard – Black..... 50500640
NEW Defiance Brake Pedal – Black..... 50600185

SCREAMIN' EAGLE® PERFORMANCE

NEW Pro Street Tuner* 41000008C
NEW Heavy Breather A/C – Black..... 29400264
NEW Street Cannon Mufflers – Black..... 64900554
NEW Exhaust Shield Kit – Black 65400285

*Not certified for use in the EU

Street legal and/or street compliant statements refer to product meeting 50-State emissions and noise standards in the United States.



FLTRU

ROAD GLIDE® ULTRA

Production Color: Billet Silver / Vivid Black

Not all products are available in all countries – please consult your dealer for details.

FEATURED PRODUCTS

Front End Kit – Chrome..... 45800037
Brake Caliper Kit – Chrome..... 42012-06A
17" Slicer Front Wheel – Chrome..... 43300388
16" Slicer Rear Wheel – Chrome..... 40900332

Boom! Audio Stage II Fairing Speakers..... 76000594A
NEW 4" Boom! Fairing Lower Speakers..... 76000660
Boom! Stage II Tour-Pak™ Speakers..... 76000526A
Boom! Stage II Saddlebag Speakers..... 76000319A

For a complete list of parts and accessories visit accessories.harley-davidson.eu/inspiration-gallery



Daymaker™ Reflector LED Fog Lamps..... 68000090
NEW Chrome Hand Control Lever Kit..... 41700422
NEW Chrome Master Cylinder Kit 41700463
NEW Defiance A/C Trim – Chrome..... 61300768

Harley® Hammock Heated Seat..... 52000177
 Smooth Rider Backrest..... 52914-09A
 Airflow Rider Footboard Kit 50500436
 Airflow Passenger Footboard Kit..... 50500437

SCREAMIN' EAGLE® PERFORMANCE

NEW Pro Street Tuner* 41000008C
NEW Ventilator Air Cleaner – Chrome..... 29400299
NEW Street Cannon Mufflers – Chrome..... 64900555
NEW Exhaust Shield Kit – Chrome..... 65100085

**Not certified for use in the EU*

Street legal and/or street compliant statements refer to product meeting 50-State emissions and noise standards in the United States.



FLRT

FREEWHEELER®

Production Color: Billet Silver

*Not all products are available in all countries –
please consult your dealer for details.*

FEATURED PRODUCTS

| | | | |
|---|----------|---|----------|
| NEW Boom! Audio Amp & Speaker..... | 76000636 | NEW Chrome Hand Control Lever Kit..... | 41700423 |
| Lower Fork Sliders – Chrome..... | 45500200 | NEW Defiance Hand Grips – Black..... | 56100157 |
| Upper Fork Slider Covers – Cast Chrome... | 45600032 | Edge Cut Dome Mirrors..... | 56000090 |
| Daymaker™ Reflector LED Headlamp..... | 67700173 | Sundowner Seat..... | 52000183 |

For a complete list of parts and accessories visit accessories.harley-davidson.eu/inspiration-gallery



NEW Gloss Black Engine Cover Kit..... 92500059
NEW Defiance A/C Trim – Black Cut 61300769
NEW Sissy Bar Upright – Black 52300415
 Mid-Sized Passenger Backrest Pad..... 52924-98B

Edge Cut Rider Footboard Insert..... 54187-10
 Edge Cut Passenger Footboard Insert..... 54196-10
 Edge Cut Brake Petal Pad..... 41449-10
 LED Tail Lamp – Smoked Lens..... 67800459

SCREAMIN' EAGLE® PERFORMANCE

NEW Pro Street Tuner* 41000008C
NEW Ventilator Air Cleaner – Black..... 29400298
 Street Cannon Mufflers – Chrome..... 64900186B
 4" Muffler End Caps – Short Slash 65100062

**Not certified for use in the EU*

Street legal and/or street compliant statements refer to product meeting 50-State emissions and noise standards in the United States.



FLHTCUTG

TRI GLIDE® ULTRA

Production Color: Mysterious Red Sunglo / Velocity Red Sunglo

Not all products are available in all countries – please consult your dealer for details.

FEATURED PRODUCTS

| | | | |
|--|-----------|-------------------------------------|----------|
| NEW CoolFlow Fan..... | 26800128 | Lower Fork Sliders – Chrome..... | 45500200 |
| Boom! Audio Stage II Fairing Speakers..... | 76000524A | Front Brake Calipers – Chrome..... | 41300181 |
| Boom! Stage II Tour-Pak™ Speakers..... | 76000526A | Anarchy Front Wheel – Contrast..... | 55128-11 |
| Boom! Stage II Trike Body Speakers..... | 76000526A | Anarchy Rear Wheels – Contrast..... | 55130-11 |

For a complete list of parts and accessories visit accessories.harley-davidson.eu/inspiration-gallery



| | |
|---|----------|
| Slipstream Hand Grips | 56100028 |
| NEW Chrome Master Cylinder Kit | 41700441 |
| Switch Housing Kit – Chrome | 71500185 |
| Windshield Tapered Trim Mirrors | 56000091 |

| | |
|---|----------|
| Road Zeppelin™ Air Adjustable Seat | 52000201 |
| NEW Defiance A/C Trim – Chrome | 61300768 |
| Slipstream Rider Footboard Insert | 50500093 |
| Slipstream Passenger Footboard Insert..... | 50500096 |

SCREAMIN' EAGLE® PERFORMANCE

| | |
|--|-----------|
| NEW Pro Street Tuner* | 4100008C |
| NEW Ventilator Air Cleaner – Chrome | 29400299 |
| Street Cannon Mufflers – Chrome | 64900186B |
| 4" Short Slash Muffler End Caps | 65100019 |

**Not certified for use in the EU*

Street legal and/or street compliant statements refer to product meeting 50-State emissions and noise standards in the United States.



FLHRC

ROAD KING® CLASSIC

Production Color: Billet Silver / Vivid Black

Not all products are available in all countries – please consult your dealer for details.

FEATURED PRODUCTS

| | | | |
|---|----------|--|----------|
| NEW Boom! Audio Amp & Speaker..... | 76000635 | Fat Handlebar – Chrome..... | 55800386 |
| NEW Boom! Speaker Expansion Kit..... | 76000666 | NEW Chrome Master Cylinder Kit..... | 41700440 |
| Front End Kit – Chrome..... | 45800037 | Switch Housing Kit – Chrome..... | 71500185 |
| Visor Style Headlamp Trim Ring..... | 69733-05 | HDMC Derby Cover..... | 25700476 |

For a complete list of parts and accessories visit accessories.harley-davidson.eu/inspiration-gallery



Low-Profile Solo Touring Seat 52000249
 Low-Profile Passenger Pillion..... 52400141
 Short Sissy Bar Upright – Chrome 52610-09A
 Short Passenger Backrest Pad 51579-05A

Slipstream Rider Footboard Insert 50500093
 Slipstream Footpegs 50500091
 Slipstream Shifter Pegs..... 33600008
 Left Saddlebag Guard Bag..... 93300063

SCREAMIN' EAGLE® PERFORMANCE

NEW Pro Street Tuner* 41000008C
NEW High-Flow Air Cleaner – Chrome..... 29400246
NEW Street Cannon Mufflers – Chrome..... 64900555
NEW 4.5" Muffler End Caps – Chrome..... 65100085

**Not certified for use in the EU*

Street legal and/or street compliant statements refer to product meeting 50-State emissions and noise standards in the United States.

DEFY THE WIND

At highway speed, you take the wind full-force in the chest, causing fatigue in your arms, neck and shoulders. Take the pressure off with an easy-to-install detachable windshield. Shaped to divert air, rain and road debris around the rider, a windshield can add hours of riding comfort.

Not all products are available in all countries – please consult your dealer for details.

EXTENDED COVERAGE

LOW PROFILE

Maximize your view. Made with the shorter rider in mind, this style extends 3 inches below the standard windshield height.

STANDARD HEIGHT

Designed for a rider about 5 foot 10 inches, the Standard Height provides weather protection and an over-the-top view.

TALL

For the taller rider, this style extends 3 inches above standard while preserving both visibility and protection.



SEEING CLEARLY

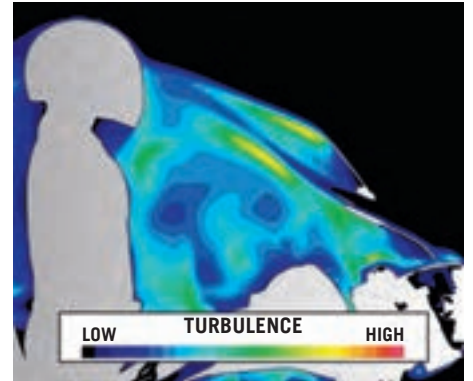


To avoid looking through bug spots, condensation and road grime, select a windshield that tops out just below your line of sight.

READY FOR TAKE-OFF




Designed to be installed or removed without tools in seconds, a detachable windshield gives you the freedom to define your ride at the drop of a hat. Ride across the country protected from the elements, then quickly remove the windshield to hit the streets in style.



WIND SPLITTER

Wind Splitter windshields are shaped for effective airflow management and "wow" styling. The sweeping design adds height over a traditional low-profile wind deflector in the center where it counts.



TOURING & TRIKE 343

Windshields — Freewheeler® & Road King®

A. H-D® DETACHABLES™ WINDSHIELDS – FREEWHEELER MODELS

Designed to be installed or removed without tools in seconds, a detachable windshield gives you the freedom to define your ride at the drop of a hat. Ride across the country protected from the elements, then quickly remove the windshield to hit the streets in style. These one-piece windshields are formed from hard-coated polycarbonate material to resist scratching and the complete assembly features polished stainless steel brackets that mount to rubber isolated docking points for ease of installation and removal. Windshields are available in a variety of heights to match your size and riding style.

Fits '15-later FLRT models.

57400273A 20" Clear.

57400274 16" Light Smoke.

B. H-D DETACHABLES WINDSHIELDS – ROAD KING MODELS

Designed to be installed or removed without tools in seconds, a detachable windshield gives you the freedom to define your ride at the drop of a hat. Ride across the country protected from the elements, then quickly remove the windshield to hit the streets in style. These one-piece windshields are formed from hard-coated polycarbonate material to resist scratching and the complete assembly features polished stainless steel brackets that mount to the Original Equipment rubber isolated docking points for ease of installation and removal. Windshields are available in a variety of heights to match your size and riding style.

Fits '94-later Road King models. '04-'07 FLHRS models require additional purchase of Mounting Hardware Kit P/N 58221-04.

57995-96 22" Clear.

Windshield dimensions: Overall height – 29.0"; width – 23.1".

58325-06 18" Clear.

Windshield dimensions: Overall height – 25.0"; width – 23.1".

57767-00 16" Clear.

Windshield dimensions: Overall height – 23.0"; width – 23.1".

57981-97 16" Light Smoke.

Windshield dimensions: Overall height – 23.0"; width – 23.1".

Also available:

ROAD KING CUSTOM WINDSHIELD DOCKING HARDWARE KIT

Kit includes the hardware required to install a H-D Detachables Road King Windshield on the Road King Custom model.

58221-04 Fits '04-later FLHRS models.

Also available:

REPLACEMENT WINDSHIELD SCREEN

Formed of polycarbonate and available in a size that suits your riding needs. Kit includes screen, cross brace tape and instructions.

Fits '94-later Road King models (except '13-'14 FLHRSE).

58433-96 22" Clear.

58194-94 22" Light Smoke.

58135-94 20" Light Smoke.

57768-00 16" Clear.

58195-94 16" Light Smoke.



A. H-D DETACHABLES WINDSHIELD – FREEWHEELER MODELS



B. H-D DETACHABLES WINDSHIELD – ROAD KING MODELS

Not all products are available in all countries – please consult your dealer for details.

344 TOURING & TRIKE

Windshields — Road King®

A. WIND SPLITTER VENTED WINDSHIELD

Reduce helmet buffeting at speed. The Harley-Davidson® Detachables™ Wind Splitter Vented Windshield features an exclusive fingertip-adjustable center vent that reduces turbulence behind the windscreen. When open, the controlled airflow fills the negative pressure area behind the shield and helps to smooth the flow of air over the top of the screen and around the rider. The revised flow reduces helmet bobbing and neck fatigue so you can comfortably spend more time in the saddle. The open vent also provides cooling airflow to the rider at low speeds and in city traffic.

Engineered to provide the riding comfort of a larger windshield, this low-profile screen's contemporary contour sets it apart from the crowd. The shape keeps the windshield below your site line so you don't look through bugs and road grime and the detachable design means you can ride without the shield when the mood strikes. The shield is formed of hard-coated polycarbonate for strength and scratch resistance and the dark-smoked finish reduces glare. The slim polished stainless steel brackets mount to the Original Equipment rubber isolated docking points for ease of installation and removal.

57400176

Fits '94-later Road King models (except FLHRS). Does not fit with Mini Tach or Boom! Audio Cruiser Speakers. Stock on '13-'14 FLHRSE. Windshield dimensions: Overall height – 22.4" height from headlamp opening –16.1", width – 20.3".

B. ROAD KING 14" H-D® DETACHABLES WIND DEFLECTOR

Maintain the same low-down mini-shield styling of the Road King Dark Smoke Wind Deflector with a little extra wind protection. This 3.0" taller oversized dark smoke screen features polished stainless steel mounting brackets to provide the same ease of installation as the stock Road King windshield.

57357-07 14" Dark Smoke.

Fits '94-later Road King models. '04-'07 FLHRS models require additional purchase of Mounting Hardware Kit P/N 58221-04. Stock on '07 FLHRSE models. Windshield dimensions: Overall height – 21.0"; width – 21.4".



A. WIND SPLITTER VENTED WINDSHIELD



B. ROAD KING 14" H-D DETACHABLES WIND DEFLECTOR

TOURING & TRIKE 345

Windshields — Road King®



C. ROAD KING 11" H-D DETACHABLES™ WIND DEFLECTOR



D. REPLACEMENT 14" WINDSHIELD

C. ROAD KING 11" H-D® DETACHABLES™ WIND DEFLECTOR

Keep the wind and glare out of your eyes with this Smoked Wind Deflector. This dark smoke detachable mini-shield follows the form of a traditional Harley-Davidson® Road King windshield, but its much smaller size adds a touch of low-down attitude.

58163-02 11" Dark Smoke.

Fits '94-later Road King models. '04-'07 FLHRS models require additional purchase of Mounting Hardware Kit P/N 58221-04. Stock on '08 FLHRSE models. Windshield dimensions: Overall height – 18.0"; width – 19.4".

D. REPLACEMENT 14" WINDSHIELD

Customize the wind deflector height on your Custom Vehicle Operations Road King motorcycle to match your riding style, without compromising the low-down look. Kit includes 3.0" taller dark smoke windshield, cushion cross brace tape and installation instructions. Requires reuse of Wind Deflector windshield brackets.

58799-02 14" Dark Smoke.

Fits Road King models equipped with Smoked Wind Deflector P/N 58163-02. Stock on '02 FLHRSE models. Windshield dimensions: Overall height – 21.0"; width – 21.4".



E. FRONT FORK AIR BAFFLE – CHROME



E. FRONT FORK AIR BAFFLE – CHROME

Deflect the cold night wind rushing between the fork tubes of your Touring model. This stylish chrome air baffle replaces the Original Equipment black baffle on '00-earlier models. Includes chrome mounting hardware.

58520-79TC

Fits '80-'13 FLHR, FLHT, FLHX and FLT models. Does not fit Trike models.

F. FORK-MOUNT WIND DEFLECTORS – CHROME

Dress your bike for comfort and style. Wind Deflectors extend the windshield's coverage for superior protection in any weather. The scooped Deflectors are shaped to channel the air flow and direct the rush of air and turbulence around the rider. Deflectors attach to the fork brackets for a clean, integrated look and the chrome finish is the perfect complement to polished or chrome front end components. Easy-to-install kit includes all required mounting hardware.

57400146A

Fits '95-later FLHR, FLHRC and FLHRS and '14-later FLHRSE models. Does not fit FLHT, FLHTC, FLHX and FLHXS or models equipped with Fairing Lowers. Does not fit '95-'13 models equipped with Lighted Fork Slider Kit or Custom Auxiliary Lighting Bracket Kit P/N 69227-04A or 68000043.



F. FORK-MOUNT WIND DEFLECTORS – CHROME

Not all products are available in all countries – please consult your dealer for details.

346 TOURING & TRIKE

Windshields — Electra Glide®

A. WIND SPLITTER WINDSHIELD – BATWING FAIRING

In the world of functional performance, size does matter. After all, it's simple to understand that the larger the windshield area, the greater the amount of wind deflection. The Wind Splitter Windshield is a great look for all Touring models and is shaped for the perfect combination of effective airflow management and "wow" styling. The sweeping design complements the shape of the fairing and the inner dash panel and adds height over a traditional low-profile wind deflector in the center where it counts. The shape decreases wind noise and improves your ability to hear the motorcycle's sound system. The rich smoked finish does not interfere with your forward view and looks great against any paint color. The easy-to-install Wind Splitter features a center-mount Bar & Shield® medallion for a distinctive finishing touch.

Fits '14-later Electra Glide, Street Glide®, Ultra Limited and Tri Glide® models.

57400204 4.5" Dark Smoke.

Does not fit with Windshield Bags or Pouches.

57400205 7" Dark Smoke.

Does not fit with Windshield Bags or Pouches.

57400206 10" Light Smoke.

Fits '96-'13 Electra Glide, Street Glide and Trike models. Does not fit with fairing mounted zūmo® GPS Navigator, Windshield Bags or Pouches.

57400091 4.5" Dark Smoke.

57164-10 7" Dark Smoke.

57400092 10" Light Smoke.



4.5" DARK SMOKE



7" DARK SMOKE



10" LIGHT SMOKE



**A. WIND SPLITTER WINDSHIELD – BATWING FAIRING
(4.5" DARK SMOKE SHOWN)**



**A. WIND SPLITTER WINDSHIELD – BATWING FAIRING
(7" DARK SMOKE SHOWN)**



**A. WIND SPLITTER WINDSHIELD – BATWING FAIRING
(10" LIGHT SMOKE SHOWN)**

Not all products are available in all countries – please consult your dealer for details.

TOURING & TRIKE 347

Windshields — Electra Glide®

B. BATWING FAIRING WINDSHIELDS

Tailor your bike to your size and riding style. For the best compromise between adequate protection from the elements and a clear view of the road ahead, select a windshield that tops out just below eye level. This reduces helmet buffeting while allowing a view unobstructed by dirt, bugs and rain drops. Harley-Davidson® windshields are formed of hard-coated polycarbonate for strength and scratch resistance and are available in a variety of heights and tints to suit your riding needs.

Fits '14-later Electra Glide, Street Glide®, Ultra Limited and Tri Glide® models.

57400224 15" Clear.

57400228 12" Clear.

57400226 12" Light Smoke.

57400227 10" Clear.

57400225 10" Light Smoke.

Fits '96-'13 Electra Glide, Street Glide and Trike models.

58314-97 15" Clear.

58187-96 12" Clear.

58302-96 12" Light Smoke.

58301-96 10" Clear.

58303-96 10" Light Smoke.

Fits '86-'95 FLHT models. (not shown)

58187-86 12" Clear.



B. BATWING FAIRING WINDSHIELD – 15"



B. BATWING FAIRING WINDSHIELD – 12"



B. BATWING FAIRING WINDSHIELD – 10"

Not all products are available in all countries – please consult your dealer for details.

348 TOURING & TRIKE

Windshields — Electra Glide®

A. BATWING FAIRING WIND DEFLECTOR – MEDIUM PROFILE

Style meets function. This 7.0" tall Wind Deflector splits the difference between the wind deflector and a low windshield, offering sport styling with a little greater wind protection. Harley-Davidson® windshields are formed of hard-coated polycarbonate for strength and scratch resistance and the dark smoke tint complements any paint color.

57400229 7" Dark Smoke.

Fits '14-later Electra Glide, Street Glide®, Ultra Limited and Tri Glide® models.

57185-05 7" Dark Smoke.

Fits '96-'13 Electra Glide, Street Glide and Trike models. Stock on the '05 FLHTCSE models.

B. BATWING FAIRING WIND DEFLECTOR – LOW PROFILE

Maintain your forward view with this low-profile wind deflector. The shield adds a radical shape to the traditional Batwing fairing and the dark smoke tint complements any paint color. Harley-Davidson windshields are formed of hard-coated polycarbonate for strength and scratch resistance.

57400243 5" Dark Smoke.

Fits '14-later Electra Glide, Street Glide, Ultra Limited and Tri Glide models. Stock on '14 FLHX models.

58207-04 4" Dark Smoke.

Fits '96-'13 Electra Glide, Street Glide and Trike models. Stock on '04 FLHTCSE models.

C. BATWING FAIRING 4" BLACK WIND DEFLECTOR

Opaque black 4.0" tall deflector provides radical styling for the ultimate custom cruiser.

58204-98

Fits '96-'13 Electra Glide, Street Glide and Trike models.



A. BATWING FAIRING WIND DEFLECTOR – MEDIUM PROFILE



B. BATWING FAIRING WIND DEFLECTOR – LOW PROFILE



C. BATWING FAIRING 4" BLACK WIND DEFLECTOR

TOURING & TRIKE 349

Windshields — Electra Glide®



D. ADJUSTABLE AIR DEFLECTORS



D. ADJUSTABLE AIR DEFLECTORS

The Adjustable Air Deflectors feature an infinitely adjustable friction pivot that holds the wing in position to direct the air where you need it. Close the vent to direct airflow around the fairing or open the vent to maximize airflow on hot days. Available in dark or light smoke finish, the translucent deflectors are easy to install with the included mounting hardware.

Fits '14-later Street Glide® models. Original Equipment on Electra Glide, Ultra Limited and Tri Glide® models.

57000529 Dark Smoke.

Fits '08-'13 Electra Glide, Street Glide and Trike models.

58156-08A Dark Smoke.

58166-08A Light Smoke.

E. ADJUSTABLE AIR DEFLECTOR KIT

Help keep your cool on hot summer rides. The smoked Adjustable Air Deflectors feature a spring-loaded detent system that locks in four different positions. Close the vent to direct airflow around the fairing or open the vent to maximize airflow on hot days. Easy to install, the complete kit includes left and right deflector and all necessary mounting hardware.

57804-07 Light Smoke.

Fits '96-'13 Electra Glide, Street Glide and Trike models.

F. FAIRING AIR DEFLECTORS

Designed to deflect air away from the rider's elbows and upper torso, these easy-to-install Air Deflectors reduce the draft behind the fairing. Fixed-position deflectors are available in your choice of black or smoked finish to match your styling direction.

Fits '96-'13 Electra Glide, Street Glide and Trike models.

58568-98A Black.

57740-05 Dark Smoke.

58120-96A Light Smoke.



E. ADJUSTABLE AIR DEFLECTOR KIT



F. FAIRING AIR DEFLECTORS



Not all products are available in all countries – please consult your dealer for details.

350 TOURING & TRIKE

Windshields — Road Glide®

A. WIND SPLITTER WINDSHIELD – ROAD GLIDE

In the world of functional performance, size does matter. After all, it's simple to understand that the larger the windshield area, the greater the amount of wind deflection. The Wind Splitter Windshield is a great look for all Touring models and is shaped for the perfect combination of effective air flow management and "wow" styling. The sweeping design complements the shape of the fairing and the inner dash panel and adds height over a traditional low-profile wind deflector in the center where it counts. The shape decreases wind noise and improves your ability to hear the motorcycle's sound system. The rich smoked finish does not interfere with your forward view and looks great against any paint color. The easy-to-install Wind Splitter features a center-mount Bar & Shield® medallion for a distinctive finishing touch.

Fits '15-later Road Glide models.

57400271 12" Light Smoke.

57400270 15" Light Smoke.

Fits '98-'13 Road Glide models.

57400093 9" Dark Smoke.

57166-10A 12" Dark Smoke.

57400094 15" Light Smoke.



A. 12" WIND SPLITTER WINDSHIELD – (57400271 SHOWN)



A. 15" WIND SPLITTER WINDSHIELD – (57400270 SHOWN)



A. 9" WIND SPLITTER WINDSHIELD – (57400093 SHOWN)



A. 12" WIND SPLITTER WINDSHIELD – (57166-10A SHOWN)



A. 15" WIND SPLITTER WINDSHIELD – (57400094 SHOWN)

Not all products are available in all countries – please consult your dealer for details.

TOURING & TRIKE 351

Windshields — Road Glide®



B. ROAD GLIDE 19" WINDSHIELD



B. ROAD GLIDE 15.5" WINDSHIELD

B. ROAD GLIDE WINDSHIELDS

Tailor your bike to your size and riding style. For the best compromise between adequate protection from the elements and a clear view of the road ahead, select a windshield that tops out just below eye level. This reduces helmet buffeting while allowing a view unobstructed by dirt, bugs and rain drops. Harley-Davidson® windshields are formed of hard-coated polycarbonate for strength and scratch resistance and are available in a variety of heights to suit your riding needs.

Fits '15-later Road Glide models.

57400279 19" Clear.

57400281 15.5" Clear.

C. ROAD GLIDE 4" LOW-PROFILE WINDSCREEN

Sometimes, it's all about style. This minimalistic Low-Profile Windscreen accentuates the curvaceous shape of the Road Glide model's fairing, and hugs the contours of the splitstream vent. The opaque black finish defines the transition from the inner to the outer fairing surfaces, and provides a low, lean look to your custom ride.

57400310 Black.

Fits '15-later Road Glide models. Does not fit with Road Glide Fairing Pouch P/N 93300097.

D. ROAD GLIDE 6" CONTOURED WIND DEFLECTOR – BLACK

Go low with this Road Glide model windshield that is contoured for a unique style.

57400280 Black.

Fits '15-later Road Glide models.

E. ROAD GLIDE 19" WINDSHIELD – CLEAR

The tall windshield is approximately 3" taller than stock and is hard-coated for durability.

58283-04B Fits '04-'13 Road Glide models.

F. ROAD GLIDE 5" WIND DEFLECTOR – BLACK

Opaque black deflector provides radical styling for the ultimate custom cruiser.

57957-98A

Fits '98-'13 Road Glide models. Will fit with Road Glide Windshield Trim P/N 58519-07.



C. ROAD GLIDE 4" LOW-PROFILE WINDSCREEN



D. ROAD GLIDE 6" CONTOURED WIND DEFLECTOR – BLACK



E. ROAD GLIDE 19" WINDSHIELD – CLEAR (SHOWN WITH ROAD GLIDE WINDSHIELD TRIM)



F. ROAD GLIDE 5" WIND DEFLECTOR – BLACK

Not all products are available in all countries – please consult your dealer for details.

352 TOURING & TRIKE

Fairing — Accessories

A. THREE-POCKET BATWING FAIRING POUCH – '14-LATER MODELS

Convenient storage space at your fingertips. Designed to complement H-D® Wind Deflectors and Windshields, this fairing pouch is ideal for storing mobile devices, sunglasses and other small items. The sturdy plastic pouches are wrapped in supple UV-resistant vinyl for a premium look and feel and the magnetic closures keep your items within reach without detracting from the tastefully smooth styling.

93300054B

Fits '14-later Electra Glide®, Street Glide®, Ultra Limited and Tri Glide® models with windshields. Not for use with Wind Splitter Windshields P/N 57400204 or 57400205. Not for use with Illuminated Windshield Trim P/N 57000394 or 57000395.



A. THREE-POCKET BATWING FAIRING POUCH – '14-LATER MODELS

B. THREE-POCKET BATWING FAIRING POUCH – '96-'13 MODELS

Convenient storage space at your fingertips. Designed to complement H-D Wind Deflectors and Windshields, this fairing pouch is ideal for storing cell phones, sunglasses and other small items. The sturdy plastic pouches are wrapped in supple UV-resistant vinyl for a premium look and feel and the magnetic closures keep your items within reach, while not detracting from the tastefully smooth styling. The left-hand pouch can be easily removed to accommodate your fairing-mounted GPS unit. Attractive Harley-Davidson® script is featured on the front center pouch and on the outboard-facing side, visible through the windshield.

58900-11

Fits '96-'13 Electra Glide, Street Glide and Trike models. Not for use with Fairing Dash Pads. Models equipped with Illuminated Windshield Molding P/N 57335-08 requires separate purchase of Screws P/N 4456 (Qty 3), Bar & Shield® Windshield Molding P/N 59133-99 requires separate purchase of Screws P/N 94386-92T (Qty 3), Chrome Windshield Trim P/N 59213-96 requires separate purchase of Screws P/N 94397-91T (Qty 3).



B. THREE-POCKET BATWING FAIRING POUCH – '96-'13 MODELS

C. LEATHER BATWING FAIRING POUCH

Easily installed inner fairing pouch is designed to hold sunglasses, cell phones or riding gloves. All-leather construction around a molded ABS plastic base for shape retention. Has an easy-to-use full-length hook-and-loop closure and features a black embroidered Bar & Shield logo on the lid.

58248-96

Fits '96-'13 Electra Glide and Tri Glide models. Does not fit with Original Equipment or accessory Wind Deflectors. Does not fit with Fairing Mounted GPS Navigation Systems.



B. THREE-POCKET BATWING FAIRING POUCH – '96-'13 MODELS (SHOWN WITH GPS UNIT)



C. LEATHER BATWING FAIRING POUCH

TOURING & TRIKE 353

Fairing — Accessories



D. ROAD GLIDE FAIRING POUCH



D. ROAD GLIDE FAIRING POUCH – OPEN



E. THREE-POCKET WINDSHIELD POUCH



F. TWO-POCKET WINDSHIELD POUCH

D. ROAD GLIDE® FAIRING POUCH

This two pocket Fairing Pouch is ideal for storing mobile devices, sunglasses and other small items. Contoured for a custom fit, the dash pad and pouch system fits perfectly with Harley-Davidson® wind deflectors and windshields. The sturdy molded pouches are wrapped in supple UV-resistant vinyl for a premium look and feel, and the magnetic closures keep your items within reach. The left pouch provides easy access to the Road Glide model's Splitstream vent control button.

93300097

Fit '15-later Road Glide models. Does not fit with Road Glide Low-Profile Windscreen P/N 57400310.

E. THREE-POCKET WINDSHIELD POUCH

Add convenient storage space up front where you need it. This easy-to-install windshield pouch features three easily accessible storage pockets sized for cell phones, glasses and other small items. The center pouch is accented with an embossed Harley-Davidson script for a finishing touch.

58904-03

Fits King-Size (except Springer® and Rigid-Mount King Size) and Road King® windshields (except Wind Deflector and Adjustable Height).

F. TWO-POCKET WINDSHIELD POUCH

Add convenient storage space up front where you need it. This easy-to-install windshield pouch features two easily accessible storage pockets sized for cell phones, glasses and other small items. Hook-and-loop closures allow easy one-handed opening. Both pouches are accented with an embossed Harley-Davidson logo for a finishing touch.

57203-07

Fits King-Size or Compact windshields. Does not fit FXDWG, FLSTSB or FXSTD models. Does not fit Rigid-Mount, Super Sport, Nostalgic or Flamed windshields.

TEMPERATURE CONTROL

Extend your riding season. Vented Fairing Lowers allow you to adjust the amount of air that circulates across the engine. Open the vents to direct additional cooling air, and close them to provide warmth and maximum protection from the elements.



ROAD GLIDE® SHOWN WITH COLOR-MATCHED VENTED FAIRING LOWERS

COLOR-MATCHED VENTED FAIRING LOWERS

| Color | '83-'13 P/N | '14-later P/N | Color | '83-'13 P/N | '14-later P/N |
|------------------------|----------------|------------------|---------------------------|----------------|------------------|
| Primed/Paintable | 58854-05 | 57100258 | Gold Flake | — | 57100257DWG |
| Amber Whiskey | — | 57100257DST | Hot Rod Red Flake (HCC) | — | 57100257ECN |
| Billet Silver | — | 57100257DZP | Laguna Orange | — | 57100257ECL |
| Black Denim | 58854-09BYM | 57100257BYM | Morocco Gold | — | 57100257DTC |
| Black Gold Flake (HCC) | — | 57100257EAI | Mystic Purple Flake (HCC) | — | 57100257ECM |
| Black Hills Gold | — | 57100257ECS | Mysterious Red Sunglo | — | 57100257DSW |
| Black Quartz | — | 57100257DWE | Olive Gold | — | 57100257DZW |
| Charcoal Denim | — | 57100257DZN | Purple Fire | — | 57100257DZY |
| Charcoal Pearl | — | 57100257DTF | Superior Blue | — | 57100257DWC |
| Cosmic Blue Pearl | — | 57100257DZZ | Velocity Red Sunglo | — | 57100257DZT |
| Crushed Ice Pearl | — | 57100257DZS | Vivid Black | 58854-05DH | 57100257DH |

TOURING & TRIKE 355

Fairing Lower



A. VENTED FAIRING LOWER – CLOSED
(*83-'13 STYLE SHOWN)



A. VENTED FAIRING LOWER – OPEN
(*83-'13 STYLE SHOWN)



A. COLOR-MATCHED VENTED FAIRING LOWER KIT – '14-LATER MODELS



A. COLOR-MATCHED VENTED FAIRING LOWER KIT – '83-'13 MODELS



B. FAIRING LOWER QUICK-RELEASE HARDWARE KIT – '14-LATER MODELS



B. FAIRING LOWER QUICK-RELEASE HARDWARE KIT – '05-'13 MODELS

A. COLOR-MATCHED VENTED FAIRING LOWER KIT*

Control the airflow to your lower legs for maximum riding comfort. Original Equipment on many Touring models, these Color-Matched Fairing Lower Kits feature a venting system that allows you to adjust the amount of air that circulates across the engine. On hot days, open the vent to direct additional cooling air and on cold or rainy days, close the vents for maximum protection from the elements. The ratcheting friction lock pivot allows you to easily set the position. The complete kit includes left and right Fairing Lower, convenient glove box and lid and all necessary mounting hardware.

NOTE: Fairing Lower Kits are painted in a single color and do not feature pinstriping.

Fits '14-later Air-Cooled Touring and Trike models. Does not fit Twin-Cooled™ models. Freewheeler® models require separate purchase of Engine Guard P/N 49184-09A or 49050-09A and Steering Stabilizer Bracket P/N 83865-09. Does not fit with Mustache Engine Guards.

57100258 Primed.

See Matrix Color-Matched.

Fits '83-'13 Touring (except '98-'09 FLTR) and Trike models. Stock on FLHTCU, FLHTK and FLHTCUTG. Models without Engine Guard will require the installation of Engine Guard P/N 49066-09 or 49050-09, Screw P/N 4924 (2), Washer P/N 2708A (1). Will not fit with Mustache Engine Guards. Does not fit with Front Fender Adapter Kit 59013-02A or standard-size Heavy Breather Air Cleaner. Models equipped with Heavy Breather Air Cleaner require separate purchase of Compact Heavy Breather Kit P/N 28716-10. Optional Locking Glove Box Doors are sold separately.

58854-05 Primed.

See Matrix Color-Matched.

B. FAIRING LOWER QUICK-RELEASE HARDWARE KIT

Beat the summer heat and prepare for around-town cruising by removing the fairing lowers on your Ultra Classic™ Electra Glide® model. This kit includes highly polished stainless steel clamps that are detachable without the need for tools.

47200240

Fits '14-later FLHTCU and FLHTCUL models. Also fits '14-later Touring models equipped with Accessory Fairing Lower. Does not fit Twin-Cooled models or models equipped with fairing lower speakers.

58146-07

Fits '05-'13 Touring and Trike models equipped with Vented Fairing Lower and '88-later Touring and Trike models equipped with Vented Fairing Lower Kit 58854-YYXXX. Does not fit models equipped with fairing lower speakers.

*NOTE: Most custom paint sets and bodywork are painted specifically to order. Please contact your dealer for details of delivery times.

Not all products are available in all countries – please consult your dealer for details.

356 TOURING & TRIKE

Fairing Lower

A. FAIRING LOWER FITTED GLOVE BOX LINER KIT

Protect your belongings and reduce noise and rattles on the road. Soft-touch felt finish liner is formed to the fairing glove box interior for a perfect fit. Molded base and sides maximize the interior room and one-piece design allows easy removal for cleaning and maintenance.

57100270

Fits '14-later Touring and Trike models equipped with Original Equipment or accessory Vented Fairing Lower. Does not fit Twin-Cooled™ models.

58714-06

Fits '05-'13 Touring and Trike models equipped with Vented Fairing Lower.



A. FAIRING LOWER FITTED GLOVE BOX LINER KIT

B. FAIRING LOWER QUICK FLAP MAGNETIC DOORS

The Quick Flap Door Kit enables quick and easy access to fairing lower glove boxes. The flexible covers feature high-strength magnetic catches that replace the Original Equipment snap closures for one-handed access. Kit includes left and right side doors and magnetic catches. Combine with available Glove Box Liners for rattle-free storage.

57100198

Fits '83-'13 Road King®, Electra Glide®, Street Glide® and Trike models equipped with vented and non-vented Fairing Lower Glove Boxes and '10-'13 Road Glide® models equipped with vented Fairing Lower Glove Boxes.



B. FAIRING LOWER QUICK FLAP MAGNETIC DOORS

C. FAIRING LOWER LOCKING GLOVE BOX DOORS

C. FAIRING LOWER LOCKING GLOVE BOX DOORS

Keyed-to-match security. Add secured storage to your fairing lowers. This Locking Glove Box Door Kit replaces the Original Equipment flexible snap-on covers and provides convenient, weather-resistant storage for documents, cell phones and sunglasses. The kits are "keyed to match" to your motorcycle ignition, for barrel style keys, for "one key" convenience. This locking door kit is an ideal companion to the Fitted Glove Box Liner Kit P/N 58714-06. Kit includes left and right locking door assemblies and door frames.

57411-08

Fits '91-'13 Touring and Trike models equipped with Electra Glide Ultra style fairing lowers. Also fits accessory fairing lowers, vented and non-vented. Does not fit with Glove Box Door Pouches P/N 57400-06.



D. FLT AND FLHT FAIRING LOWER GLOVE BOXES

Offers a convenient place to store riding gloves, sunglasses, etc. The snap-on door cover (included) is embossed with Bar & Shield® logo. Available in black only.

Fits '04-earlier Original Equipment non-vented style FLHT Ultra Classic™ Fairing Lower.

58683-89B Left Side.

58684-89B Right Side.



D. FLT AND FLHT FAIRING LOWER GLOVE BOXES

E. SOFT LOWERS

Extend your riding season. Full coverage Soft Lower provide wind and mud protection for the rider's legs and boots and minimize cold updrafts as the weather changes. Covers are custom shaped to hug the engine guard to minimize flapping and they simply clip in place for speedy installation as the weather changes. Two-way zippered outer edge accommodates guard-mounted highway pegs in almost any position. Reflective piping provides added visibility and convenient zippered pockets provide additional storage for maps or other small items.

57100210

Fits '80-later Touring and Trike models equipped with engine guards. Does not fit with Original Equipment or accessory Color Matched Fairing Lower. Does not fit Mustache Engine Guards. Does not fit models with Extended Reach Brake Lever or Extended Reach Shift Lever.



E. SOFT LOWERS – FRONT VIEW

E. SOFT LOWERS – REAR VIEW

TOURING & TRIKE 357

Air Deflectors



F. MID-FRAME AIR DEFLECTOR – (58002-09A SHOWN)



F. MID-FRAME AIR DEFLECTOR

Designed for severe duty and extreme temperature applications. These black deflectors attach to the frame below the seat and direct heat away from the rider to improve comfort. Kit includes all necessary hardware.

58002-09A

Fits '09-later Touring and Trike models. Not compatible with '17-later models equipped with CoolFlow Fan P/N 26800120, 26800121 and 26800128.

57200157

Fits '17-later Touring and Trike models equipped with CoolFlow Fan P/N 26800120, 26800121 and 26800128.

58022-07A

Fits '01-'08 Touring models. Does not fit '01-'07 models equipped with Adjustable Rider Backrests.

G. MID-FRAME AIR DEFLECTOR TRIM

This injection-molded trim adds a touch of chrome to the Mid-Frame Air Deflectors on touring vehicles. These chrome accents blend the look of chrome from the engine and help make the deflectors look integrated with the bike.

61400028

Fits '09-later Touring and Trike models with Original Equipment Mid-Frame Air Deflectors. Also fits models equipped with Mid-Frame Air Deflectors P/N 58002-09. Does not fit '17-later models equipped with CoolFlow Fan Kits.



F. MID-FRAME AIR DEFLECTOR – (57200157 SHOWN)



G. MID-FRAME AIR DEFLECTOR TRIM

H. ROAD GLIDE® WIND DEFLECTOR KIT

Easy to install, these snap-fit Wind Deflectors reduce and redirect the airflow that rises between the fairing and fork tubes. The resulting reduction in updraft can dramatically reduce buffeting for many riders.

57000510

Fits '15-later Road Glide models. Stock on '15-later FLTRUSE.

57000063

Fits '98-'13 Road Glide models. (Will not fit models equipped with the Fuel Tank retrofit mounting kit.) Stock on '11-'13 CVO Road Glide models.



H. ROAD GLIDE WIND DEFLECTOR KIT



H. WIND DEFLECTOR – (57000510 SHOWN)



H. WIND DEFLECTOR – (57000063 SHOWN)

Not all products are available in all countries – please consult your dealer for details.

358 TOURING & TRIKE

Rider Comfort

A. COOLFLOW FAN

Keep your cool on a sweltering summer day. Engineered to maximize rider and passenger comfort in high temperature situations, the CoolFlow Fan is the perfect addition if your bike is subjected to parade duty, rush hour traffic, or extreme temperature environments. Unlike traditional fan kits that try to cool the engine by blowing air across the cylinders and often onto your legs, the CoolFlow Fan keeps the riders comfortable by pulling air away from the rear cylinder and exhaust pipe, and directing it toward the ground. The fan suction generates a low pressure region near the riders to balance the natural "up and out" convection air flow in the area behind the engine. The wind-tunnel tested fan is tucked away above the transmission, and when combined with mid-frame air deflectors, significantly drops the temperature the seated rider experiences.

The CoolFlow Fan features switched On/Off/Auto operation. In the "ON" mode, the fan is active at low speeds, and will turn off when the bike reaches 40mph. As speed drops, the fan turns back on at 35mph. This logic program prevents the fan from cycling on and off during low speed changes. In the "AUTO" setting, the fan operates based on a combination of speed parameters and specific engine and ambient temperatures. Built to withstand the harsh motorcycle environment, the all-weather CoolFlow Fan is 100% waterproof and includes everything you need for installation. The plug-and-play design is integrated with the vehicle electronics, so "On/Off/Auto" fan operation is indicated in the odometer screen. Your dealer will enable this function in the Electronic Control Module (ECM) and you're ready to roll.

26800121

Fits '17-later FLHR, FLHRC, FLHP, and FLRT models. Does not fit with Starter End Cover P/N 31400088 and 31400090. FLHRC Brazil configurations and FLHP (all regions) require separate purchase of Mid-Frame Air Deflector P/N 57200151. Separate purchase of Mid-Frame Air Deflector Kit P/N 57200157 is recommended for maximum performance on all other vehicles. Dealer Digital Technician update is required to display fan status.

26800120

Fits '17-later FLHX, FLHXS, FLHXSE, FLTRX, and FLTRXS models. Does not fit with Starter End Cover P/N 31400088 and 31400090. FLHXS and FLHXSE Brazil configurations require separate purchase of Mid-Frame Air Deflector P/N 57200151. Separate purchase of Mid-Frame Air Deflector Kit P/N 57200157 is recommended for maximum performance on all other vehicles. Dealer Digital Technician update is required to display fan status.

26800128

Fits '17-later FLHTCU, FLHTK, FLHTKL, FLHTKSE, FLHTP, FLTRU, and FLTRUSE and FLHTCUTG models. Does not fit with Starter End Cover P/N 31400088 and 31400090. FLHTCUTG (HDI, ENG, JAP configurations only), FLHTP and FLTRU models require separate purchase of Switch Pack P/N 69200173 and Switch Buttons (2) P/N 71400031. Kit includes replacement right side Mid Frame Air Deflector. Dealer Digital Technician update is required to display fan status.



A. COOLFLOW FAN



A. COOLFLOW FAN (26800120 SHOWN)



A. COOLFLOW FAN (26800128 SHOWN)



A. COOLFLOW FAN

Not all products are available in all countries – please consult your dealer for details.

ENJOY THE RIDE

The right seat is equal parts ergonomics and comfort. Its shape anchors your position and determines the reach to the ground and to the controls, and the padding supports your tailbone and hips to relieve stress and pressure. Pick the right one for you — and your passenger.


CHANGING YOUR SEAT



Switching out your seat is simple. And because certain rides call for certain styles, some folks like to have multiple seats to match the occasion. Install a comfortable, supportive touring seat for the longer treks and swap it out for a low-profile seat for a night on the town. Please see your owner's manual for proper removal and installation of seats.

TOURING SEAT TYPES

Solo or two-up, comfort or style, check out these seats to get an idea of where you want to sit.



LOW-PROFILE SEATS

These saddles combine radical styling with a "deep-in-the-bike" riding position. Long and lean, Badlander™ and low-slung Solo Seats bring you closer to the ground than most other seats.



POSITION SEATS

Designed to place the rider in the best relationship to the controls, Reach™ and Tallboy™ seats position short and tall riders for a comfortable extension of the arms and legs.



TOURING SEATS

Designed for comfort, Sundowner and Signature Series seats offer a broad seating surface to reduce pressure points and a dished shape holds you in place and provides additional back support.

Not all products are available in all countries – please consult your dealer for details.

SUSPENSION SEATS

Harley® Hammock and Road Zeppelin™ seats provide isolation from road shock with internal fabric or air bladder suspension systems that prevent "bottoming out" to increase rider comfort and endurance.

SPRING-BOARD
SUSPENSION FOR
PASSENGER COMFORT

DUAL-ZONE
RIDER AND PASSENGER
HEAT CONTROL

SLING SUSPENSION
AND DUAL-DENSITY PADDING
FOR ROAD SHOCK ISOLATION



360 TOURING & TRIKE

Seating – Reach™

REACH SEATS

Designed to position riders with a shorter inseam closer to the ground, Reach Seats are shaped to place the rider in a comfortable and confident relationship to the hand and foot controls. The wide seating surface provides loads of support while riding and the narrow tapered nose brings your legs together for an easier reach to the ground at a stop. Reach Seats feature a stepped profile that provides back support and keeps the rider from sliding back during acceleration.

A. SUPER REACH SEAT

Get a little bit closer. Super Reach forward position seats are designed to move riders with a shorter inseam even closer to the controls and to bring the legs about 1.0" closer together so that your feet rest firmly on the pavement. The scooped bucket-shape saddle is enhanced with added back support padding to move the rider lower and forward.* The combination positions the rider closer to the hand and foot controls to offer both comfort and confidence. Seat can be equipped with optional rider backrest for added support and comfort.

*Measurements based on Original Equipment Electra Glide® seat:

- '09 models – 2.0" lower, 2.5" forward
- '10-'13 models – 1.5" lower, 2.5" forward
- '14-later models – 0.5" lower, 2.0" forward

54382-11

Fits '09-'13 Touring and Trike models. Also fits '14-later Touring models not equipped with Tour-Pak™ Luggage. Installation on '12-later CVO models requires removal of fender trim strips. Seat width 13.0"; passenger pillion width 12.0".



A. SUPER REACH SEAT

B. REACH SOLO SEAT

From the custom metal Bar & Shield® medallion to the sleek fast-back design, this seat is shaped to deliver the ergonomic position that a shorter rider needs. Sculpted and molded to ease the reach to the ground, this Reach Solo seat places the rider 3/8" lower and 1-1/4" forward when compared to the stock FLHX seat.* The narrow nose and the low overall height provides the rider with added confidence and control while the bike is at a stop or during parking maneuvers, while the generous seating width adds support for the long haul. And the seat's upturned tail moves you closer to the controls without confining you to one position. For maximum comfort and support, this seat is recommended for smaller framed riders between 5'-2" and 5'-8" tall.

*Measurement as compared to other seating options:

- Original Equipment 2016 Electra Glide model seat – 1.25" lower, 0.8" forward
- Original Equipment 2016 Street Glide® model seat – 0.375" lower, 1.25" forward
- Original Equipment 2016 Electra Glide Low model seat – .500" lower, .500" rearward

52000253

Fits '09-later Touring models. Does not fit Trike models. Does not fit models equipped with Passenger Grab Rails. Does not accept rider backrest or passenger pillion. Seat width 15.0".



B. REACH SOLO SEAT

C. REACH TWO-UP SEAT – '14-LATER MODELS

Original Equipment on the Ultra Classic™ Low and Ultra Limited Low models, this Reach seat brings the legs about 1.0" closer together and features enhanced back support padding that moves the rider 0.8" lower and 1.5" forward without locking the rider into a cramped position.* The Reach seat can be equipped with an optional rider backrest for additional touring comfort.

*Measurements based on Original Equipment Electra Glide seat.

52000334

Fits '14-later Touring and Trike models. Seat width 15.5"; passenger pillion width 16.0".



C. REACH TWO-UP SEAT – '14-LATER MODELS

TOURING & TRIKE 361

Seating – Reach™



D. REACH TWO-UP SEAT – '09-'13 MODELS

D. REACH TWO-UP SEAT – '09-'13 MODELS

This Reach forward position seat brings the legs about 1.0" closer together and features enhanced back support padding that moves the rider lower and forward.* Seat can be equipped with optional rider backrest for added support and comfort.

*Measurements based on Original Equipment

Electra Glide® seat:

'09 models – 1.0" lower, 2.5" forward

'10-'13 models – 0.5" lower, 2.5" forward

'14-later models – stock height, 2.0" forward

54383-11

Fits '09-'13 Touring and Trike models. Also fits '14-later Touring models not equipped with Tour-Pak™ Luggage. Installation on '12-later CVO models requires removal of fender trim strips. Seat width 13.0"; passenger pillion width 12.0".

E. REACH TWO-UP SEAT – '08 MODELS

This Reach forward position seat brings the legs about 1.0" closer together so that feet rest firmly on the pavement and is shaped to move the rider approximately 0.5" lower* and 0.5" forward. Seat can be equipped with optional rider backrest for added support and comfort.

*Measurement based on '08 Electra Glide Original Equipment seat.

52619-08A

Fits '08 Touring and Trike models. Seat width 15.0"; passenger pillion width 13.0".



E. REACH TWO-UP SEAT – '08 MODELS

F. REACH TWO-UP SEAT – '97-'07 MODELS

This Reach forward position seat has a tapered nose to bring the legs closer together. The bucket-shaped pillow-look saddle features added back support padding that moves the rider approximately 1.5" lower and 1.5" forward. Seat can be equipped with an optional Rider Backrest Kit for added support.

52544-05A

Fits '97-'07 Electra Glide (except FLHX) and '98-'07 Road Glide® models. Seat width 16.0"; passenger pillion width 13.0".

52609-05

Fits '97-'07 Road King® (except FLHRS) and FLHX models. Also fits '97-'07 FLHT and FLTR models equipped with Fuel Tank Console P/N 71288-03A or Trim Piece P/N 52447-96. Seat width 16.0"; passenger pillion width 13.0".



F. REACH TWO-UP SEAT – '97-'07 MODELS

Not all products are available in all countries – please consult your dealer for details.

362 TOURING & TRIKE

Seating – Tallboy™

TALLBOY SEATS

The correct riding position can help a tall rider sit comfortably on the bike and avoid leg cramps and back strain during a long day in the saddle. For riders with a longer inseam, a Tallboy Seat will put you on the road to fatigue-free riding. Designed to move the rider up and back from the stock seating position, a Tallboy Seat can eliminate the “knees-high” riding position and effectively places the body for a natural arm and leg reach to the controls. Tallboy Seats feature a bucket-shaped design for added support and a wide seating surface to reduce pressure on the tailbone.

A. TALLBOY SEAT – '14-LATER MODELS

This Tallboy Seat moves the rider back 1.5"* to provide much-needed arm and leg room for the long-limbed rider. The seat is sculpted to provide superior support and comfort, with a slight bucket shape to provide room to vary your riding position fore and aft. The seat's level seating surface does not pitch the rider forward, and the overall ride height is similar to stock Electra Glide® and Road Glide® Ultra seating. Passenger comfort will be maximized with the Tour-Pak™ Luggage mounted in the rear most position. Tallboy seats can be equipped with an optional rider backrest (except Adjustable Style) for additional touring comfort.

*Measurements based on Original Equipment Electra Glide seat.

52000252

Fits '14-later Touring and Trike models. Not compatible with Adjustable Rider Backrest kits. Seat width 16.5"; passenger pillion width 15.0".

B. TALLBOY SEAT – '08-'13 MODELS

This Tallboy Seat moves the rider back* to provide much-needed arm and leg room for the long-limbed rider. The seat height is similar to stock and the slight bucket shape offers additional lower back support. Passenger comfort will be maximized with the Tour-Pak Luggage mounted in the rear-most position. Accepts rider backrest (except Adjustable Style) for additional touring comfort.

*Measurements based on Original Equipment Electra Glide seat:

'08-'13 models – stock height, 2.0" rearward

'14-later models – stock height, 1.5" rearward

52099-09A

Fits '08-'13 Touring and Trike models. Also fits '14-later Touring models not equipped with Tour-Pak. Does not fit models equipped with Adjustable Rider Backrest Kits or Passenger Grab Rails. Installation on '12-later CVO models requires removal of fender trim strips. Seat width 16.0"; passenger pillion width 14.0".

C. TALLBOY SEAT – '97-'07 MODELS

This Tallboy one-piece seat moves the rider back 0.5" and up 1.25" compared to the Original Equipment seat. The new position allows additional leg and arm movement for the long-limbed rider and a comfortable seating space for the open road. The bucket design of the Tallboy Seat provides additional rider back support and the wide raised pillion places the passenger for maximum comfort and commanding view. Can also be used with Rider Backrest Kits.

52975-05

Fits '97-'07 Electra Glide (except FLHX) and Road Glide models. Seat width 17.5"; passenger pillion width 15.0".

52976-05

Fits '97-'07 Road King® and FLHX models. Also fits '97-'07 Electra Glide and Road Glide models equipped with Fuel Tank Console P/N 71288-03A or Trim Piece P/N 52447-96. Seat width 17.0"; passenger pillion width 16.0".



A. TALLBOY SEAT – '14-LATER MODELS



B. TALLBOY SEAT – '08-'13 MODELS



C. TALLBOY SEAT – '97-'07 MODELS

TOURING & TRIKE 363

Seating – Low Profile



**D. LOW-PROFILE SOLO TOURING SEAT – SMOOTH VINYL
(SHOWN WITH LOW-PROFILE PASSENGER PILLION)**



**E. LOW-PROFILE SOLO TOURING SEAT – BLACK DIAMOND
(SHOWN WITH LOW-PROFILE PASSENGER PILLION)**



**F. LOW-PROFILE SOLO TOURING SEAT – MAHOGANY BROWN
(SHOWN WITH LOW-PROFILE PASSENGER PILLION)**

LOW-PROFILE SOLO TOURING SEATS AND PILLIONS

Set your custom bagger apart with a Low-Profile Solo Seat that combines street-rod® style with a surprising touch of comfort. Start with a shape that distributes your weight across a wide surface area to reduce pressure points. Then, add a tapered nose that brings the legs closer together to shorten the reach to the ground. The result is the slammed custom seat that you crave; with enough comfort and support to let you actually spend time in the saddle. Finish the look with your choice of matching passenger pillion, sissy bar pad and Tour-Pak™ backrest pad.

D. LOW-PROFILE SOLO TOURING SEAT – SMOOTH VINYL

Wrapped in supple black vinyl, this Low Profile Solo Seat is shaped to hug the frame and place the rider "in" the bike – not on top of it. The slight bucket shape cradles the rider, and keeps them from sliding rearward during acceleration.

52000249

Fits '09-later Touring models. Does not fit Trike models. Does not accept Rider Backrest. Seat width 15.0".

Shown with:

LOW-PROFILE PASSENGER PILLION – SMOOTH VINYL

Enveloped in smooth black vinyl, this Passenger Pillion is the perfect complement to the Smooth Vinyl Low-Profile Solo Seat. Easy on-and-off installation lets you change from a two-up tourer to a stripped-down cruiser in seconds. Includes matching grab strap.

52400141

Fits '09-later Touring models equipped with Solo Seat P/N 52000249. Pillion width 11.0". Does not fit Trike models.

E. LOW-PROFILE SOLO TOURING SEAT – BLACK DIAMOND

Swathed in textured black vinyl, this Low Profile Solo Seat features a custom diamond-pleated seating surface highlighted with double-row toast-colored accent stitching. The rich materials add an elegant finish to your custom bagger.

52000248

Fits '09-later Touring models. Does not fit Trike models. Does not accept Rider Backrest. Seat width 15.0".

Shown with:

LOW-PROFILE PASSENGER PILLION – BLACK DIAMOND

Layered in a combination of smooth and textured black vinyl, this Passenger Pillion is the perfect complement to the Black Diamond Low-Profile Solo Seat. Easy on-and-off installation lets you change from a two-up tourer to a stripped-down cruiser in seconds. Includes matching grab strap.

52400140

Fits '09-later Touring models equipped with Solo Seat P/N 52000248. Pillion width 11.0". Does not fit Trike models.

F. LOW-PROFILE SOLO TOURING SEAT – MAHOGANY BROWN

Finished with a rich textured mahogany-brown vinyl and upholstered in a custom diamond-pleat pattern with complementing double-row gold stitching, this Low Profile Solo Seat brings a non-traditional look to your Touring model.

52000057

Fits '09-later Touring models. Does not fit Trike models. Does not accept Rider Backrest. Seat width 15.0".

Shown with:

LOW-PROFILE PASSENGER PILLION – MAHOGANY BROWN

Dressed in rich textured brown vinyl and finished with elegant gold stitching, this Passenger Pillion is the perfect complement to the Mahogany Brown Solo Seat. Easy on-and-off installation lets you change from a two-up tourer to a stripped-down cruiser in seconds. Includes matching grab strap.

52400040

Fits '09-later Touring models equipped with Solo Seat P/N 52000057. Pillion width 11.0". Does not fit Trike models.

Not all products are available in all countries – please consult your dealer for details.

364 TOURING & TRIKE

Seating – Low Profile

A. BRAWLER™ SOLO SEAT

When it's time to go it alone, go in style. These premium quality cowhide leather solo saddles feature a smooth, sleek design that hugs the frame rails for a true custom look. The Brawler seat's design places the rider "in" the bike for a low-slung riding position. The top-grain leather seating surface and contoured foam padding provide a firm but luxurious feel. Seat does not fit with passenger pillions.

52000268

Fits '08-later Touring models. Does not fit Trike models. Does not fit models equipped with Passenger Grab Rails. Does not accept rider backrest. Seat width 13.0".



A. BRAWLER SOLO SEAT

B. LEATHER BADLANDER™ SEAT

The traditional Badlander low and lean style sets the stage for your minimalist custom ride. The frame-hugging rider seat and the slim tapered passenger pillion visually stretch the bike and enhance the slammed look. Wrapped in supple top-grain leather and finished with an embroidered Harley-Davidson® script, this seat is ready to take on the meean streets. Kit includes leather grab strap and mounting hardware.

52000257

Fits '08-later Touring models. Does not fit Trike models. Installation on '12-later CVO models requires removal of fender trim strips. Seat width 13.0"; passenger pillion width 6.0".



B. LEATHER BADLANDER SEAT

C. BADLANDER SEAT

Once again, bad is good. The popular Badlander Custom Seat is available for your Touring model. Designed to fit your bike like a glove, this seat delivers low-slung cruiser style from rear fender to the tank console. Low and lean, the clean, smooth cover and the embroidered Harley-Davidson logo add up to a radical look. Does not accept a rider backrest.

52067-08A

Fits '08-later Touring models. Does not fit Trike models. Installation on '12-later CVO models requires removal of fender trim strips. Seat width 13.0"; passenger pillion width 6.0".

52066-97C

Fits '97-'07 Road King® (except FLHRS) and FLHX models. Also fits '97-'07 Electra Glide® and Road Glide® models equipped with Fuel Tank Console P/N 71288-03A or Trim Piece P/N 52447-96. Seat width 12.25"; passenger pillion width 4.5".

52265-01A

Fits '97-'07 Electra Glide (except FLHX) and Road Glide models. Seat width 12.5"; passenger pillion width 4.5".



C. BADLANDER SEAT

D. LEATHER LOW-PROFILE BUCKET SEAT


A custom-look low and slammed seat, with a bucket contour for added support. Features embroidered logo and an opening that receives a matching Rider Backrest.

52095-08A

Fits '08-later Touring and Tri Glide® models. Installation on '12-later CVO models requires removal of fender trim strips. Seat width 15.0"; passenger pillion width 8.5".

52918-98B

Fits '97-'07 Road King (except FLHRS) and FLHX models. Also fits '97-'07 Electra Glide and Road Glide models equipped with Fuel Tank Console P/N 71288-03A or Trim Piece P/N 52447-96. Seat width 15.7"; passenger pillion width 6.5".



D. LEATHER LOW-PROFILE BUCKET SEAT

NOTE: Some Harley-Davidson seats are made of leather. Fine leathers or other natural materials WILL gain "character," such as wrinkles or wear, with age. This is normal. A fine, aged patina and character wrinkles are a sign of the extremely high quality materials used to construct your seat or backrest. The appearance of scars or marks on the leather are a result of using natural leather panels and should not be thought of as an imperfection. Please use Harley-Davidson Leather Protectant P/N 93600034 to protect your investment.

Not all products are available in all countries – please consult your dealer for details.

TOURING & TRIKE 365

Seating – Signature & Sun Ray



E. SIGNATURE SERIES SOLO SEAT WITH RIDER BACKREST (SHOWN WITH MATCHING PASSENGER PILLION)

E. SIGNATURE SERIES SOLO SEAT WITH RIDER BACKREST

The perfect combination of foam density and shape has resulted in our most comfortable seat for long-haul touring. The seat is shaped with a wide seating area to spread the pressure across the broad surface and a narrow nose area to keep your legs together for a shorter reach to the ground. The Signature Series Solo Seat features a built-in, fully adjustable and removable rider backrest for added support. The backrest provides a 5-position height adjustment with 1.5" range and a wide range of forward/back adjustment with a quick twist of the control knob. The backrest pad features a sleek shape that provides full lower back support without pushing the rider forward. When combined with the comfortable Passenger Pillion P/N 52000133 or 51770-09 (sold separately), the slim profile of the rider backrest offers the passenger a few more inches of space and the fold-down design permits easy passenger mounting/dismounting. The rich vinyl seating surface is easy to clean and maintain and features an embossed Bar & Shield® logo on the side skirts for a finishing touch.

51700-09

Fits '08-later Touring models. Seat width 16.5".

Shown with:

SIGNATURE SERIES PASSENGER PILLION

This easy-to-install pillion is designed for long range passenger comfort. The wide seating surface and specific-density padding reduce pressure points and spread the weight for superior support. The smooth cover matches the Signature Series Solo Seat and the embossed Bar & Shield logo on the rear shows everyone that you are riding in style. Add a matching Smooth Passenger Backrest for the complete look.

52000133

Fits '14-later Touring and Tri Glide® models. Passenger pillion width 15.0".

51770-09

Fits '08-'13 Touring models equipped with Solo Seat P/N 51700-09. Also fits '14-later Touring models not equipped with Tour-Pak™. Installation on '12-later CVO models requires removal of fender trim strips. Passenger Pillion width 15.0".



F. SUN RAY HEATED SEAT – '14-LATER MODELS

F. SUN RAY HEATED SEAT – '14-LATER MODELS

Chase away the chill on long fall and winter rides. This second generation heated seat features dual-zone heated rider and passenger positions with separate high/low/off toggle controls for personal comfort selection. The one-piece seat with integrated heat pad and control system is simple to install and the heating element is switched on/off with the ignition to avoid draining the battery. Smooth styling complements any Touring model. Can be used with optional Rider Backrest Kits.

52000135 Vinyl.

Fits '14-later Touring and Tri Glide models. '14-later models require separate purchase of Electrical Harness Extension P/N 69200722. '17-later models require Electrical Harness Extension P/N 69201599. Seat width 15.0"; passenger pillion width 15.0".



G. SUN RAY HEATED SEAT – '97-'07 MODELS

G. SUN RAY HEATED SEAT – '97-'07 MODELS

Chase away the chill on long fall and winter rides. This Sun Ray Heated Seat features dual-zone heated rider and passenger positions with separate high/low/off toggle controls for personal comfort selection. The durable leather seating surface with embossed ostrich skin pattern covers a deep bucket rider seat and a supportive passenger pillion for cross-country comfort. The one-piece seat with integrated heat pad and control system is simple to install and the heating element is switched on/off with the ignition to avoid draining the battery. Can be used with Rider Backrest Kits.

51718-06 Leather.

Fits '97-'07 Electra Glide® (except FLHX) and '98-'07 Road Glide® models. Seat width 17.0"; passenger pillion width 16.0".

Not all products are available in all countries – please consult your dealer for details.

366 TOURING & TRIKE

Seating – Sundowner

SUNDOWNER SEATS

The Sundowner Seat provides the maximum in long-riding comfort. The deep-bucket design puts your body in the proper touring position and the generous padding makes it comfortable for both the rider and passenger as the miles are adding up. The dish-shaped back provides added rider back support and the wide passenger pillion is shaped to minimize pressure points.

A. SUNDOWNER SEAT – SMOOTH

The smooth cover complements any Touring model. Seat accepts rider backrest for additional touring comfort.

52000128

Fits '14-later Touring and Tri Glide® models. Seat width 14.5"; passenger pillion width 13.0".

52093-08A

Fits '08-'13 Touring and Trike models. Also fits '14-later Touring models not equipped with Tour-Pak™ Luggage. Installation on '12-later CVO models requires removal of fender trim strips. Seat width 16.0"; passenger pillion width 14.0".

51726-05

Fits '97-'07 Road King® and FLHX models. Also fits '97-'07 Electra Glide® and Road Glide® models equipped with Fuel Tank Console P/N 71288-03A or Trim Piece P/N 52447-96. Seat width 15.0"; passenger pillion width 12.0".

51542-01B

Fits '97-'07 Electra Glide (except FLHX) and Road Glide models. Seat width 16.0"; passenger pillion width 13.5".

B. SUNDOWNER SEAT – FREEWHEELER®

This Sundowner seat is finished in rich black vinyl and is styled to complement the Freewheeler Trike model's Original Equipment seat.

52000183

Fits '15-later FLRT models. Seat width 15.0"; passenger pillion width 11.0".

C. SUNDOWNER SEAT – ROAD KING CLASSIC BASKETWEAVE

Decorated with pleated leather valance and chrome Road King Classic concho, the seat stays true to Road King Classic styling. Accepts rider backrest for additional touring comfort.

51615-09A

Fits '08-'13 Touring and Trike models. Also fits '14-later Touring models not equipped with Tour-Pak. Installation on '12-later CVO models requires removal of fender trim strips. Seat width 16.0"; passenger pillion width 14.0".

51615-99C

Fits '97-'07 Road King and FLHX models. Also fits '97-'07 Electra Glide and Road Glide models equipped with Fuel Tank Console P/N 71288-03A or Trim Piece P/N 52447-96. Seat width 15.0"; passenger pillion width 12.0".



A. SUNDOWNER SEAT – SMOOTH
(52000128 SHOWN)



B. SUNDOWNER SEAT – FREEWHEELER



C. SUNDOWNER SEAT – ROAD KING CLASSIC BASKETWEAVE
(51615-09A SHOWN)

TOURING & TRIKE 367

Seating – Sundowner



**D. SUNDOWNER SEAT – '06-'10 STREET GLIDE STITCHING
(51630-09A SHOWN)**

D. SUNDOWNER SEAT – '06-'10 STREET GLIDE® STITCHING

Decorated with "tuck and roll" pleating, the Sundowner Seat complements the '06-'10 Street Glide styling. Accepts rider backrest for additional touring comfort.

51630-09A

Fits '08-'13 Touring and Trike models. Also fits '14-later Touring models not equipped with Tour-Pak™. Installation on '12-later CVO models requires removal of fender trim strips. Seat width 16.0"; passenger pillion width 14.0".

51630-06

Fits '97-'07 Road King® and FLHX models. Also fits '97-'07 Electra Glide® and Road Glide® models equipped with Fuel Tank Console P/N 71288-03A or Trim Piece P/N 52447-96. Seat width 15.0"; passenger pillion width 12.0".

E. SUNDOWNER SEAT – ROAD KING BLACK STUDS

Decorated with black studs and the embroidered Road King V-logo, the seat stays true to Road King styling. Accepts rider backrest as well for additional touring comfort.

51617-99C

Fits '97-'07 Road King and FLHX models. Also fits '97-'07 Electra Glide and Road Glide models equipped with Fuel Tank Console P/N 71288-03A or Trim Piece P/N 52447-96. Seat width 15.0"; passenger pillion width 12.0".



**E. SUNDOWNER SEAT – ROAD KING BLACK STUDS
(SHOWN WITH ROAD KING PASSENGER BACKREST PAD)**

F. SUNDOWNER SOLO SEAT

Only one can sit on the throne. This unique seat combines the deep bucket design and added back support of the two-up Sundowner Seat with the stripped-down look of a solo saddle. Same great comfort as the popular two-up version, but in a solo. Matching passenger pillion is available for added versatility.

51928-01

Fits '97-'07 Road King (except FLHRS) and FLHX models. Also fits '97-'07 Electra Glide and Road Glide models equipped with Fuel Tank Console P/N 71288-03A or Trim Piece P/N 52447-96. All models (except FLHR) require separate purchase of Solo Seat Hardware Kit P/N 52903-01. Does not accept rider backrest. Seat width 16.0".

Shown with:

SUNDOWNER PASSENGER PILLION – SMOOTH

This sculpted pillion provides your passenger with the same cushioned comfort as your Solo Sundowner Seat.

51929-01

Fits '97-'07 Touring models equipped with an Original Equipment or accessory solo seat (except Brawler™ Solo seats). Passenger pillion width 12.5".



**F. SUNDOWNER SOLO SEAT –
SMOOTH (SHOWN WITH SUNDOWNER PASSENGER PILLION)**

*Not all products are available in all countries –
please consult your dealer for details.*

368 TOURING & TRIKE

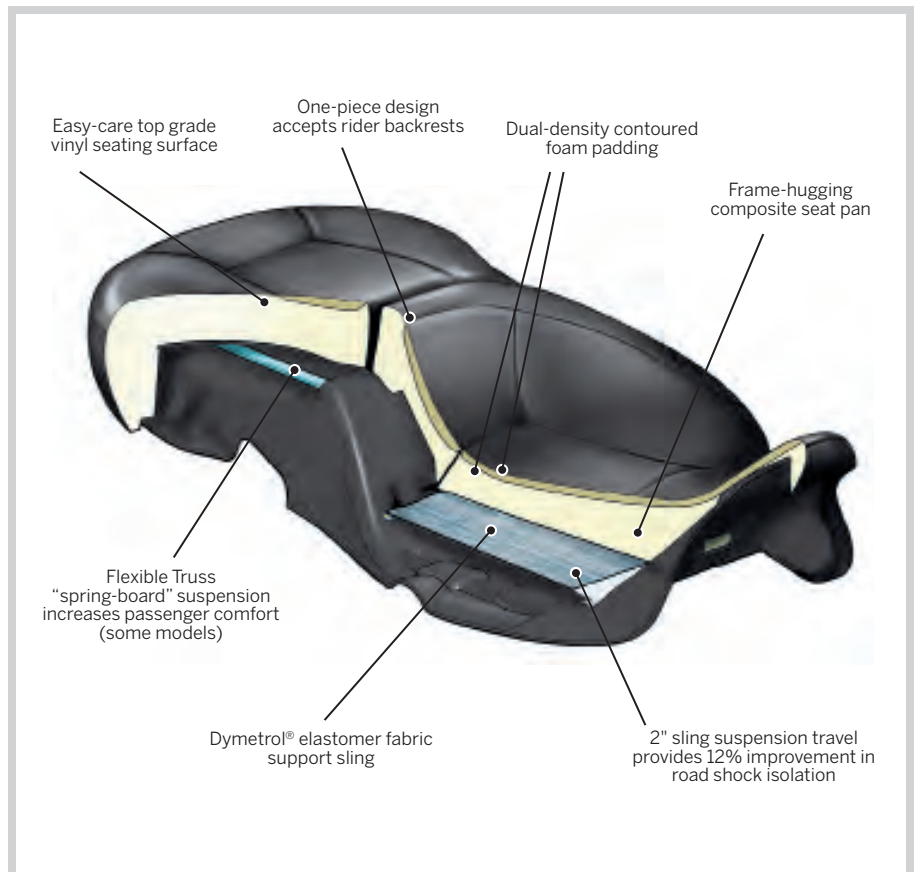
Seating – Harley® Hammock

A. HARLEY HAMMOCK TOURING SEATS

Stay in the saddle all day. These Harley Hammock seats feature broad seating surfaces and a shallow bucket shape to distribute the weight and reduce pressure points. Beneath the two inches of traditional dual-density foam, the rider's weight is supported by a revolutionary fabric suspension system. The sling-like suspension system is integrated into the seat and acts like a hammock, providing two inches of suspension above the seat pan. This internal system prevents "bottoming out" and provides a 30% improvement in comfort and endurance over the long haul by sheltering the rider from pothole and highway expansion joint impacts.



A. HARLEY HAMMOCK RIDER AND PASSENGER TOURING SEAT



A. HARLEY HAMMOCK RIDER AND PASSENGER TOURING SEAT

Not all products are available in all countries – please consult your dealer for details.

TOURING & TRIKE 369

Seating – Harley® Hammock



B. HARLEY HAMMOCK RIDER AND PASSENGER TOURING SEAT – '14-LATER MODELS



B. HARLEY HAMMOCK RIDER AND PASSENGER TOURING SEAT – '97-'13 MODELS



C. HARLEY HAMMOCK RIDER TOURING SEAT – '08 MODELS

B. HARLEY HAMMOCK RIDER AND PASSENGER TOURING SEAT

Protect the backside of both rider and passenger from harsh road conditions. With its revolutionary suspension systems, this Harley Hammock Rider and Passenger Touring Seat offers increased isolation from sharp road impacts. For the rider, sling-like fabric suspension system acts like a hammock to reduce impacts and the two inches of traditional foam on top provides additional support. For the passenger, a multiple spring-board style suspension system along with two inches of traditional foam provides 15% improvement in passenger comfort. The generous seat length accommodates a wide variety of rider sizes and allows fore-and-aft movement to vary the position on a long ride. Available with or without dual-zone heated rider and passenger seating areas, this seat's vinyl surface is easy to clean and maintain. Can be equipped with Rider Backrest (sold separately) on most models.

Standard Harley Hammock Seat

52000176 Without Heat.

Fits '14-later Touring and Tri Glide® models. Installation on '14-later Tri Glide models requires removal of grab rail. Seat width 17.0"; passenger pillion width 15.0".

52000003A Without Heat.

Fits '09-'13 Touring and Trike models. Also fits '14-later Touring models not equipped with Tour-Pak™ Luggage. Trike models require separate purchase of Paint Guard Kit P/N 52000013. Does not fit models equipped with Passenger Grab Rail. Installation on '12-later CVO models requires removal of fender trim strips. Seat width 17.5"; passenger pillion width 15.0".

52000072 Without Heat.

Fits '97-'07 Electra Glide® and Road Glide® models. Seat width 18.0"; passenger pillion width 15.5".

52000075 Without Heat.

Fits '97-'07 Road King® and FLHX models. Seat width 18.0"; passenger pillion width 15.5".

Heated Harley Hammock Seat

Heated Harley Hammock seats feature switch-activated dual-zone controls for rider and passenger.

52000177 With Heat.

Fits '14-later Touring and Tri Glide models. '14-later models require separate purchase of Electrical Harness Extension P/N 69200722. '17-later models require Electrical Harness Extension P/N 69201599. Installation on '14-later Tri Glide models requires removal of grab rail. Seat width 17.0"; passenger pillion width 15.0".

52000004A With Heat.

Fits '09-'13 Touring and Trike models. Also fits '14-later Touring models not equipped with Tour-Pak Luggage. '14-later models require separate purchase of Electrical Harness Extension P/N 69200722. '17-later models require Electrical Harness Extension P/N 69201599. Trike models require separate purchase of Paint Guard Kit P/N 52000013. Does not fit models equipped with Passenger Grab Rail. Installation on '12-later CVO models requires removal of fender trim strips. Seat width 17.5"; passenger pillion width 15.0".

C. HARLEY HAMMOCK RIDER TOURING SEAT

This Harley Hammock Seat coddles the rider and supports their weight with a wide seating surface and the revolutionary sling-like fabric suspension system. The passenger rides on a generous pillion of dual-density foam, shaped for support and long-haul comfort. The Harley Hammock Seat's vinyl surface is easy to clean and maintain and is finished with a Harley-Davidson® raised script logo. Can be equipped with Rider Backrest (sold separately) on most models.

53051-09

Fits '08 Touring models equipped with Tour-Pak Luggage. Does not fit models equipped with Passenger Grab Rail. Seat width 17.5"; passenger pillion width 15.0".

370 TOURING & TRIKE

Seating — Road Zeppelin™

ROAD ZEPPELIN AIR ADJUSTABLE SEATS

The open road. That's where we developed and tested the revolutionary comfort of the Road Zeppelin Seat. This remarkable seat removes pressure points and "hot spots" by adjusting the amount of air contained in each bladder within the seat. Easy-to-reach rocker switches on the side of the seat control the built-in compressor, adding and bleeding off air with the quick push of a button to help relieve stress from the lower back, tailbone or lower extremities. On a long run, occasionally inflating and deflating the air bladders reduces the "numb butt" effect by improving the blood flow to the extremities. So grab a seat. And enjoy the ride.

A. ROAD ZEPPELIN AIR ADJUSTABLE SEAT

The open road. That's where we developed and tested the revolutionary comfort of the Road Zeppelin Seat. This remarkable seat removes pressure points and "hot spots" by adjusting the amount of air contained in a series of bladders within the seat. On a long run, occasionally inflating and deflating the air bladders reduces the "numb butt" effect by improving the blood flow to the extremities. The easy-to-reach rocker switches on the side of the seat operate the built-in compressor, and add or bleed off air with the quick push of a button. The rider and passenger zones feature separate controls to tailor the individual ride and to customize the support for the lower back, tailbone and lower extremities.

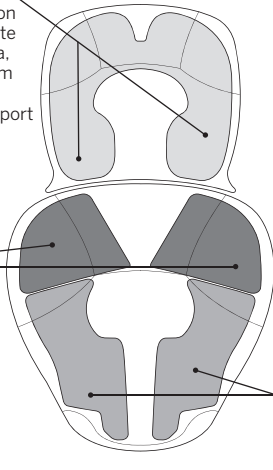
The Road Zeppelin seat's ergonomically-friendly design combines a narrow front nose for ease of touching the ground at a stop with a wide seating surface for long range rider and passenger comfort. The easy-to-clean vinyl seat is finished with an embroidered Road Zeppelin logo that lets everyone see that you take riding comfort seriously. The slotted seat accepts an optional rider backrest or passenger grab rail for additional touring comfort.

52000201

Fits '08-later Touring and '09-later Tri Glide® models. '14-later models require separate purchase of Electrical Harness Extension P/N 69200722. '17-later models require Electrical Harness Extension P/N 69201599. Installation on some '12-'13 CVO models requires removal of fender trim strips. Seat width 20.0"; passenger pillion width 14.5".

Passenger Zone

Press the 3rd button to inflate and deflate the passenger area, providing maximum comfort to the backbone and support to the thigh area.



Lower Back Zones

Press the 2nd button (rider only) to adjust the support in the lower back zone chambers, relieving pressure points in the lower back.

Thigh Zones

Press the 1st button to adjust pressure in the two thigh zone chambers, improving blood flow to lower extremities and adding support to thighs.

'08-LATER MODELS



A. ROAD ZEPPELIN AIR ADJUSTABLE SEAT



A. ROAD ZEPPELIN AIR ADJUSTABLE SEAT – CONTROL PANEL

Not all products are available in all countries – please consult your dealer for details.

TOURING & TRIKE 371

Seating — Road Zeppelin™

B. ROAD ZEPPELIN AIR ADJUSTABLE SEAT – LEATHER – '97-'07 MODELS

This premium seat features leather seating surfaces for long-distance touring comfort. Kit includes protective rain cover.

52333-97E Leather.

Fits '97-'07 Electra Glide® (except FLHX) and Road Glide® models. Seat width 21.0"; passenger pillion width 17.0".

Shown with:

ROAD ZEPPELIN PASSENGER BACKREST FOR KING TOUR-PAK™

Styled to match the tufted leather Road Zeppelin seat.

52335-97A

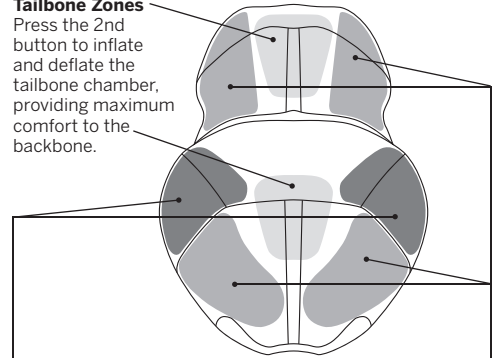
Fits '97-'13 Touring and Trike models equipped with King Tour-Pak Luggage.



B. ROAD ZEPPELIN AIR ADJUSTABLE SEAT – LEATHER – '97-'07 MODELS (SHOWN WITH RIDER AND PASSENGER BACKREST)

Tailbone Zones

Press the 2nd button to inflate and deflate the tailbone chamber, providing maximum comfort to the backbone.



Lower Back Zones

Press the 3rd button (rider only) to adjust the support in the lower back zone chambers, relieving pressure points in the lower back.

Thigh Zones

Press the 1st button to adjust pressure in the two thigh zone chambers, improving blood flow through the lower extremities.

'97-'07 MODELS



B. ROAD ZEPPELIN AIR ADJUSTABLE SEAT – CONTROL PANEL

NOTE: Some Harley-Davidson® seats are made of leather. Fine leathers or other natural materials WILL gain "character," such as wrinkles or wear, with age. This is normal. A fine, aged patina and character wrinkles are a sign of the extremely high quality materials used to construct your seat or backrest. The appearance of scars or marks on the leather are a result of using natural leather panels and should not be thought of as an imperfection. Please use Harley-Davidson Leather Protectant P/N 93600034 to protect your investment.

Not all products are available in all countries – please consult your dealer for details.

372 TOURING & TRIKE

Seating — Rider Backrests

A. ADJUSTABLE RIDER BACKRESTS

Add support for the long haul. With one quick pull from the integrated gas spring, you can instantly adjust the riding position through a 30-degree range. The backrest pad features a sleek shape that provides full lower back support without pushing the rider forward and a slim profile that offers the passenger a few more inches of space. The backrest features a pull knob-activated, five-position, 1.5" height adjustment. The backrest can be easily removed and folds down to allow easier passenger mounting.

Fits '97-later Touring and Trike models equipped with many one-piece slotted seats. This rider backrest may not look appropriate on select Original Equipment, CVO seats and accessory seats that are styled with a low-profile look. Installation requires separate purchase of model-specific Adjustable Rider Backrest Mounting Kit.

1. 52423-09A Comfort Stitch Style.

2. 52591-09A Road King® Classic Style.

3. 52546-09A '06-'10 Street Glide® Style.

4. 52501-09A Smooth Style.

Shown with:

ADJUSTABLE RIDER BACKREST MOUNTING KIT

Kit includes mounting bracket, adjustment handle and all required installation hardware.

52596-09A


Required to install Adjustable Rider Backrest on '09-later Touring models. Does not fit Trike models.

54099-10

Required to install Adjustable Rider Backrest on '09-later Tri Glide® models. Also fits '15-later Freewheeler® models equipped with Sundowner Seat P/N 52000183.

52593-09A

Required to install Adjustable Rider Backrest on '97-'08 Touring models.




A. ADJUSTABLE RIDER BACKREST KITS



A. ADJUSTABLE RIDER BACKRESTS (SHOWN WITH MOUNTING KIT)

TOURING & TRIKE 373

Seating — Rider Backrests



B. RIDER BACKREST

B. RIDER BACKRESTS

Add back support for long-haul riding comfort. Contoured backrest pad is shaped to provide full lower back support without pushing the rider forward and the slim profile offers the passenger a few more inches of room. An adjustable support bracket with four mounting locations accommodates different seats and riding positions. The backrest pad angle can be adjusted for maximum comfort.

Fits '88-later Touring and Trike models equipped with one-piece slotted seat. Installation requires separate purchase of model-specific Rider Backrest Mounting Kit.

1. 52572-09A Comfort Stitch Style.

2. 52583-09A Road King® Classic Style.

3. 51631-09A '06-'10 Street Glide® Style.

4. 52900-09A Smooth Leather Style.

5. 52914-09A Smooth Vinyl Style.

Shown with:

RIDER BACKREST MOUNTING KIT

Kit includes mounting bracket and all required installation hardware.

52589-09A

Required to install rider backrest on '09-later Touring and Trike models.

52587-09

Required to install rider backrest on '88-'08 Touring models.

C. RIDER BACKREST ORGANIZER

Keep your passenger's essentials close at hand. Convenient storage system is form fitted to the rider backrest, and provides easy access to a variety of on-road necessities. The two zippered pockets and mesh pouch offer plenty of room for a water bottle, cell phone, keys, registration papers, sunscreen and lip balm, and one zippered pocket features a headphone port for easy connection to a personal music device. The Organizer features side laces for secure installation, and a smooth vinyl face with no raised seams for rider comfort.

93300098

Fits '09-later models equipped with H-D® Rider Backrest.



B. RIDER BACKRESTS (SHOWN WITH MOUNTING KIT)



C. RIDER BACKREST ORGANIZER

Not all products are available in all countries – please consult your dealer for details.

374 TOURING & TRIKE

Seating — Accessories

A. PASSENGER ARMRESTS

If your passenger is happy, you'll be happy. Premium passenger armrests have been ergonomically designed to provide the ultimate in passenger comfort. The soft pads provide excellent forearm support on a long ride and eliminate the passenger's "what do I do with my hands" dilemma. Both armrests conveniently swing out of the way for easy mounting and dismounting and the pads and arms can be oriented in multiple positions for increased comfort. The armrest pads feature spring-loaded hinged storage compartments that can easily hold your compact personal items. The high-quality black vinyl upholstered pads and support arms blend beautifully with Original Equipment seats and speaker pods. Complete kit includes all required installation hardware.

52400073

Fits '14-later Touring models equipped with Hard Tour-Pak™ Luggage (except CVO models). Also fits with H-D® Detachables™ Tour-Pak Mounting Racks. Does not fit Trike models or vehicles with saddlebag lid rails or passenger grab rail.

52400074

Fits '09-'13 Touring models equipped with Hard Tour-Pak Luggage (except CVO). Also fits with H-D Detachables Tour-Pak Mounting racks. Does not fit Trike or models equipped with Ultra Boom! Bagger Kit P/N 76000051 or Boom! Audio Amplifier Kit P/N 76000068.

52400106

Fits '09-later FLHTCUTG models. Not compatible with Boom! Audio Trike Body-Mount Speaker Kit P/N 76000618.



A. PASSENGER ARMRESTS (52400073 SHOWN)



A. PASSENGER ARMRESTS –
RETRACTED




A. PASSENGER ARMRESTS –
STORAGE COMPARTMENT



A. PASSENGER ARMRESTS
(52400073 SHOWN)

TOURING & TRIKE 375

Seating — Accessories



B. PASSENGER GRAB RAIL – CHROME
(52400090 SHOWN)



B. PASSENGER GRAB RAIL – GLOSS BLACK
(52400091 SHOWN)



B. PASSENGER GRAB RAIL
(97026-09 SHOWN)



C. PASSENGER HANDRAIL COVERS



D. QUICK-RELEASE SEAT HARDWARE KIT



E. FLHT/FLTR TRIM PIECE

B. PASSENGER GRAB RAIL

Add comfort and confidence for your riding companion. This easy-to-install handrail provides a convenient hand grip for your passenger and a secure tie-down point for pillion-mounted touring luggage.

Fits '14-later Touring and Tri Glide® models. Does not fit models equipped with Tallboy™ Seat P/N 52000134 or Passenger Armrest Kit P/N 52400073 or FLHTKSE and FLTRUSE models with Original Equipment seat.

52400090 Chrome.

52400091 Gloss Black.

Fits '09-'13 Touring models. Does not fit Trike or models equipped with Harley® Hammock or Tallboy Seats.

97026-09 Chrome.

Fits '06-'08 Electra Glide®, Street Glide®, Road King® and Road Glide® models. Does not fit Touring models with Tour-Pak™ mounted rear speakers, or models equipped with Leather Saddlebags or Harley Hammock Seats. Original Equipment on '99-'05 FLHT, FLHTC and FLHTCU and '09-'13 FLHTCUTG models.

91583-99 Chrome.

C. PASSENGER HANDRAIL COVERS

Beef up the look of the passenger handrail with these easy-to-install chrome-plated grips. The thick diameter offers a firm and comfortable hand hold for your passenger and features jet black rubber inserts, "ball-milled" grooves and Bar & Shield® logo for added style. Kit includes right and left grip and stainless steel mounting hardware.

91668-05

Fits '99-'13 Touring models equipped with Passenger Grab Rails.

D. QUICK-RELEASE SEAT HARDWARE KIT

These hardware kits allow the rider to remove one-piece Harley-Davidson® seats quickly and easily.

51676-97A

Fits '97-later XG, XL, Dyna®, Softail® (except FLS and FLSS models equipped with Original Equipment seat), and Touring models. Does not fit seats equipped with spring-loaded rear seat bracket.

E. FLHT/FLTR TRIM PIECE

This top-stitched trim piece opens a new world to the Standard Electra Glide and Road Glide model owners, allowing fitment of Road King seats.

52447-96 Fits '94-'07 FLHT and FLTR models.

Not all products are available in all countries – please consult your dealer for details.

376 TOURING & TRIKE

Seating — Accessories

A. CIRCULATOR SEAT AND BACKREST PADS

Keep comfortable on your next long ride. These breathable Circulator Seat and Backrest Pads feature 3-D construction that promotes air movement and reduces heat build-up where the rider's body touches the seat or backrest. Designed to keep the rider cool by reducing the perspiration build-up between you and the seating surface, the Circulator Pad can be installed and removed in seconds for easy cleaning. The low-profile design minimizes seat-height change compared to inflatable pads, while enhancing comfort with its shock-absorbing construction. Manufactured of UV-stable materials, these seat and backrest pads resist fading when exposed to the sun. Elastic under-seat strap and non-slip base provide secure installation and the available Circulator Passenger Pillion Pad attaches to the rider pad with hook-and-loop tabs.

51076-10 Large Seat Pad.

Fits Softail®, Touring and Trike models with Original Equipment and accessory seats. Will not fit Bobber or Road Zeppelin™ seats. 16.0" wide.

51078-10 Passenger Pillion Pad.

Fits Original Equipment and accessory passenger pillions. 13.0" wide.

52300103 Wide Backrest Pad.

Fits wide profile Rider and Passenger Backrest Pads up to 12.0" wide and 9.0" tall.

52300105 Tour-Pak™ Wrap Around Backrest.

Fits Tour-Pak Wrap Around Passenger Backrest Pads.



A. CIRCULATOR SEAT PADS (ROAD KING SHOWN)

B. RAIN COVERS*


Featuring a handy storage sack, this black nylon, water-resistant, Cordura® cover packs easily and shelters your seat from the storm.

51638-97 Solo Seat.


Fits H-D® solo seats (except XR and FLSTS).

52952-97 Seat with Rider Backrest.

Fits H-D Touring and Trike seats. Fits with accessory rider backrest.



A. CIRCULATOR BACKREST PAD – WIDE



A. CIRCULATOR BACKREST PAD – WRAP AROUND



B. RAIN COVER – SOLO SEAT



B. RAIN COVER – SEAT WITH RIDER BACKREST



***WARNING:** Do not use while riding; could result in death or serious injury.

Not all products are available in all countries – please consult your dealer for details.

COMFORT ON THE GO

Sometimes you need more than your bike to make it a great ride. Tour-Pak™ Luggage holds plenty of rain gear, extra clothing, and basic supplies, while a detachable backrest means a passenger can take on the road with you.

CHANGING YOUR BACKREST



With a Docking Hardware Kit installed, adding or removing a Detachable accessory is a simple "slide and click" proposition. Rotate the cam-lock to release the sissy bar from the rear docking points. Pivot the sissy bar forward, and lift it free from the front docking points.

EQUIPPED FOR THE MILES AHEAD

Solo and stripped down, two-up and fully loaded, or anywhere in between, you can tailor any Harley-Davidson® motorcycle to meet the demands of the highway.



TWO-UP

Take a day's ride on a bike built for two. Saddlebags carry clothes and the essentials, while a Sissy Bar Backrest Pad provides hours of passenger comfort on the open road.



TWO-UP TOUR-PAK

The ultimate road trip. With all this space and comfort, you and one lucky passenger are fully equipped to go wherever you want, for as long as you want. See you later.



SOLO TOUR-PAK

Ride like you're on a mission. The saddlebags and Tour-Pak Luggage offer tons of storage space, and the Solo Mounting Rack positions the Tour-Pak Pad for maximum rider back support.

Not all products are available in all countries – please consult your dealer for details.

SISSY BAR
BACKREST PAD

H-D DETACHABLES
SISSY BAR UPRIGHT

H-D® DETACHABLES™
DOCKING HARDWARE



378 TOURING & TRIKE

Backrests & Racks

A. 4-POINT DOCKING HARDWARE KIT

The ideal choice for maximum versatility, this complete kit contains the docking hardware necessary to install all H-D® Detachables™ accessory options. Even if you only install a passenger backrest today, this kit allows you to add additional accessories as your touring demands change. Provides docking points to allow installation of H-D Detachables Sissy Bar, Solo Luggage Rack, Two-Up Luggage Rack, Solo Tour-Pak™ Rack or Two-Up Tour-Pak Rack.

Fits '14-later Touring models (except models equipped with rigid-mount Tour-Pak Luggage).


52300353 Chrome.

52300354 Gloss Black.

Fits '09-'13 FLHR, FLHRC, FLHT, FLHX, FLHXSE, FLTR, FLTRX and FLTRXSE, '13 FLHRSE and '09 FLTRSE models. For use with H-D Detachables Sissy Bars, Solo Luggage Racks, 2-Up Luggage Racks, Solo Tour-Pak Rack and 2-Up Tour-Pak Rack. FLHRC models require separate purchase of Saddlebag Hinge Stop P/N 90580-09.

54205-09A Chrome.

54246-09A Gloss Black.



**A. 4-POINT DOCKING HARDWARE KIT – CHROME
'14-LATER MODELS**



**A. 4-POINT DOCKING HARDWARE KIT – GLOSS BLACK
'14-LATER MODELS**



A. 4-POINT DOCKING HARDWARE KIT – CHROME




A. 4-POINT DOCKING HARDWARE KIT – GLOSS BLACK

A. 4-POINT DOCKING HARDWARE KIT – '09-'13 MODELS

Not all products are available in all countries – please consult your dealer for details.

TOURING & TRIKE 379

Backrests & Racks



B. H-D DETACHABLES DOCKING HARDWARE KIT – '97-'08 TOURING MODELS

B. H-D® DETACHABLES™ DOCKING HARDWARE KITS – '97-'08 TOURING MODELS

For Sissy Bar, Solo Luggage Rack or Solo Tour-Pak™

Kit contains the docking hardware necessary to install H-D Detachables accessories on your Road King®, Road Glide®, Street Glide® or Electra Glide® Standard model. Provides docking points to allow installation of detachable Passenger Backrest, Solo Luggage Rack or Solo Tour-Pak Rack.

53803-06

Fits '97-'08 Touring models (except FLHTCUI and '07-'08 FLHRSE).

For Two-Up Tour-Pak or Two-Up Luggage Rack

Kit contains the docking hardware necessary to install H-D Detachables accessories on your Road King, Road Glide, Street Glide or Electra Glide Standard model. Provides docking points to allow installation of detachable Two-Up Luggage Rack or Two-Up Tour-Pak.

53804-06

Fits '97-'08 Touring models (except FLHTCUI and '07-'08 FLHRSE).

Docking Hardware Fitment Matrix – '97-'08 Models

| Touring Detachable | Docking Kit | Diagram |
|--|-------------|---------|
| Sissy Bar Upright P/N 52933-97C, 52805-97B, 52935-04A or 52723-06A | 53803-06 | 3 & 4 |
| Two-Up Luggage Rack P/N 53743-97 | 53804-06 | 1 & 2 |
| Two-Up Tour-Pak Rack P/N 53276-04A | 53804-06 | 1 & 2 |
| Solo Tour-Pak Rack P/N 53260-02A | 53803-06 | 3 & 4 |
| Solo Luggage Rack P/N 53048-06 | 53803-06 | 3 & 4 |

C. LOCKING H-D DETACHABLES LATCH KIT

This unique lock replaces the camlock on your H-D Detachables accessories, providing additional security and peace of mind when parking your vehicle. The kit includes two extended-reach barrel-style keys for easy access to the lock. Key registration and replacement service is available.

Fits all models equipped with detachable Sideplates, Racks and Tour-Pak Luggage Carriers (except '09-later Touring models equipped with detachable Solo Tour-Pak Rack).

90300087 Chrome.

90300086 Black.

D. H-D DETACHABLES LATCH KIT – CHROME

Decorative chrome latches are the perfect way to enhance the appearance of your detachable accessories. Meticulously polished and chrome-plated, these easy-to-install rotary latches are a direct replacement for the Original Equipment satin black parts and are a simple way to add a finishing touch to your ride. Latches feature an easy-to-pull finger release to simplify access in hard-to-reach areas.

12600036

Fits all models equipped with detachable Sideplates, One-Piece Sissy Bar Uprights, Racks, and Tour-Pak Luggage Mounting Racks.



C. LOCKING H-D DETACHABLES LATCH KIT – CHROME



C. LOCKING H-D DETACHABLES LATCH KIT – BLACK



D. H-D DETACHABLES LATCH KIT – CHROME

Not all products are available in all countries – please consult your dealer for details.

380 TOURING & TRIKE

Backrests & Racks

A. H-D® DETACHABLES™ Sissy Bar UPRIGHT

A sissy bar and passenger backrest pad is the starting point for building a complete touring machine. The backrest provides long-range comfort and support and adds a feeling of confidence and control for the passenger. Available in your choice of height, these H-D Detachables One-Piece Uprights can be installed or removed in seconds to add versatility to your ride. A wide variety of Backrest Pads are available for separate purchase.

Fits '09-later Touring models equipped with required Docking Hardware Kits. '09-later Touring models equipped with rigid-mount Tour-Pak™ Luggage require purchase of appropriate H-D Detachables Tour-Pak Conversion Kit.

- 52610-09A** Short – Chrome.

- 54248-09A** Short – Gloss Black.

- 52627-09A** Standard-Height – Chrome.

- 54247-09A** Standard-Height – Gloss Black.

Fits '97-'08 Road King®, FLHT, FLHX and FLTR models equipped with required Docking Kits. Fits '06-'08 FLHTC models equipped with H-D Detachables Tour-Pak Rack Mounting Kit P/N 53303-07A and Docking Hardware Kit P/N 53803-06.

- 52935-04A** Short – Chrome.

- 52933-97C** Standard-Height – Chrome.

- 52723-06A** Tall – Chrome.



A. H-D DETACHABLES Sissy Bar UPRIGHT – '09-LATER TOURING MODELS



A. SHORT H-D DETACHABLES Sissy Bar UPRIGHT – GLOSS BLACK



A. STANDARD-HEIGHT H-D DETACHABLES Sissy Bar UPRIGHT – CHROME



A. H-D DETACHABLES Sissy Bar UPRIGHT – '09-LATER MODELS



A. H-D DETACHABLES Sissy Bar UPRIGHT – '97-'08 MODELS

Not all products are available in all countries – please consult your dealer for details.

TOURING & TRIKE 381

Backrests & Racks



B. PREMIUM H-D DETACHABLES BACKREST WITH ADJUSTABLE RECLINE



B. PREMIUM H-D® DETACHABLES™ BACKREST WITH ADJUSTABLE RECLINE

Enhance your passenger's ride with an adjustable passenger backrest. This adjustable backrest allows the passenger to change the recline angle for maximum comfort. Simply turn the glove-friendly locking knobs and adjust the upright to one of three different recline settings. The 3 position settings provide 16 degrees of adjustment, with the mid-position that matches a standard backrest recline. The exclusive cam lock H-D Detachables design lets you add or remove the passenger backrest assembly in seconds. Available in chrome and gloss black finishes.

Fits '09-later Touring models equipped with required Docking Hardware Kits (except models equipped with Stealth Detach Luggage Rack). '09-later Touring models equipped with rigid-mount Tour-Pak™ Luggage require purchase of appropriate H-D Detachables Tour-Pak Conversion Kit.

52300257 Standard-Height – Chrome.

52300258 Standard-Height – Gloss Black.

C. AIR WING SISSY BAR UPRIGHT

Combine long-range comfort with an impressive dose of style. The Air Wing Sissy Bar Upright features a sleek tapered profile capped with a beautifully crafted billet airfoil casting. The detachable sissy bar is designed to be installed or removed in seconds, adding versatility to your ride. Finish the look with the matching Air Wing Sissy Bar Backrest Pad P/N 52300302 and complementing Air Wing Two-Up Luggage Rack. The bar can be equipped with optional LED Light Kit P/N 68000076 (Red) or 68000077 (Smoked) for added rear visibility.

Fits '09-later Touring models equipped with required Docking Hardware Kits (except models equipped with Stealth Detach Luggage Rack). '09-later Touring models equipped with rigid-mount Tour-Pak Luggage require purchase of appropriate H-D Detachables Tour-Pak Conversion Kit.

52300146 Chrome.

52300147 Gloss Black.

Also available: LED LIGHT KIT

This fast-acting LED Light Kit operates as a supplemental rear running light and brake light. The high, center-mount position places the light in the line-of-sight of following vehicles and the bright, fast-acting LED lamps get you noticed. Wiring is concealed inside the tubes for a clean, custom installation. Available with red or smoked lens.

Fits Air Foil Luggage Rack P/N 54290-11, 54291-11 and Air Wing Sissy Bar Upright P/N 52300146 and 52300147. Installation requires separate purchase of model-specific Wiring Harness Kit.

68000076 Red Lens.

68000077 Smoked Lens.

Also available:

LED LIGHT KIT WIRING HARNESS

Required for installation of LED Light Kit on Air Wing Sissy Bar Upright P/N 52300146 or 52300147.

70641-08

Fits '09-'13 Touring models equipped with Air Wing Sissy Bar Upright P/N 52300146 or 52300147.

LED LIGHT KIT WIRING HARNESS

Required for installation of optional LED Light Kit on Luggage Racks and Passenger Backrests.

69200772

Fits '14-later Touring and Trike models equipped with Adjustable Luggage Rack P/N 50300044B or 50300076B, Air Wing Racks P/N 54283-09A, 50300008A, 79179-08 or 53000062 and Air Wing Passenger Backrests P/N 52300146 or 52300147.

Shown with:

AIR WING PASSENGER BACKREST PAD


Styled to complement available touring and custom seats, this pad is shaped to fit the contour of the Air Wing Sissy Bar Upright P/N 52300146 or 52300147.

52300302


Fits '09-later Touring models equipped with the Air Wing Sissy Bar Upright P/N 52300146 or 52300147.



B. PREMIUM H-D DETACHABLES BACKREST WITH ADJUSTABLE RECLINE – CHROME



B. PREMIUM H-D DETACHABLES BACKREST WITH ADJUSTABLE RECLINE – GLOSS BLACK



C. AIR WING SISSY BAR UPRIGHT – CHROME



C. AIR WING SISSY BAR UPRIGHT – GLOSS BLACK

Not all products are available in all countries – please consult your dealer for details.

382 TOURING & TRIKE

Backrests & Racks

A. COMPACT PASSENGER BACKREST PAD

Sized to complement low-profile custom seats, this Compact Leather Backrest Pad combines practical passenger support with custom compact style. The leather cover with smooth insert complements both synthetic and leather seating surfaces.

52408-07A

Fits Short H-D® Detachables™ Passenger Sissy Bar Upright P/N 52935-04A. Also fits H-D Detachables Passenger Sissy Bar Upright P/N 52610-09A or 54248-09A with purchase of Billet Backrest Pad Mount P/N 53086-04 or Styled Backrest Pad Mount P/N 52825-05. Will not fit seats with tall passenger pillion pads. Pad height 6.5"; width 10.5".



A. COMPACT PASSENGER BACKREST PAD

B. SHORT PASSENGER BACKREST PAD – SMOOTH LOOK

Smooth top-stitched pad complements most seating surfaces.

51579-05A


Fits Short H-D Detachables Passenger Sissy Bar Upright P/N 52935-04A, 52610-09A or 54248-09A. Will not fit seats with tall passenger pillion pads. Pad height 6.5"; width 10.5".

C. SHORT PASSENGER BACKREST PAD – MAHOGANY BROWN

Dressed in rich textured brown vinyl and finished with elegant gold stitching, this Short Passenger Backrest Pad is the perfect complement to the Mahogany Brown Seat and Pillion collection. Styled to match the '12 FLTRXSE model.

52300141A

Fits Short H-D Detachables Passenger Sissy Bar Upright P/N 52935-04A, 52610-09A or 54248-09A. Will not fit seats with tall passenger pillion pads. Pad height 6.5"; width 10.5".



B. SHORT PASSENGER BACKREST PAD – SMOOTH LOOK



C. SHORT PASSENGER BACKREST PAD – MAHOGANY BROWN

D. SHORT PASSENGER BACKREST PAD – CVO ROAD GLIDE® CUSTOM STYLING

Matches '13 CVO Road Glide Original Equipment seat. (except the 110th Anniversary edition CVO '13 FLTRXSE).

52300300

Fits Short H-D Detachables Passenger Sissy Bar Upright P/N 52935-04A, 52610-09A or 54248-09A. Will not fit seats with tall passenger pillion pads. Pad height 6.5"; width 10.5".

E. SHORT PASSENGER BACKREST PAD – CVO STREET GLIDE® CUSTOM STYLING

Matches '15 CVO Street Glide Original Equipment seat.

52300361

Fits Short H-D Detachables Passenger Sissy Bar Upright P/N 52935-04A, 52610-09A or 54248-09A. Will not fit seats with tall passenger pillion pads. Pad height 6.5"; width 10.5".

PASSENGER BACKREST PADS – OVERSIZED

Sized to fit Standard-Height and Tall Touring Sissy Bar Uprights. Available to match a wide variety of seat stitch designs, these Oversized Backrest Pads feature a large surface area and a generous curved shape that surrounds the passenger's lower back and provides added support for hours in the saddle.

Fits Standard-Height H-D Detachables Passenger Sissy Bar Uprights P/N 52300324, 52627-09A, 54247-09A, 52933-97C or 52805-97B, Tall H-D Detachables Passenger Sissy Bar Upright P/N 52723-06A, Premium H-D Detachables Sissy Bar Upright 52300257 or 52300258. Pad height 9.5"; width 13.5".



D. SHORT PASSENGER BACKREST PAD – CVO ROAD GLIDE CUSTOM STYLING



E. SHORT PASSENGER BACKREST PAD – CVO STREET GLIDE CUSTOM STYLING

F. OVERSIZED PASSENGER BACKREST PAD – SMOOTH

Smooth top-stitched pad complements most seating surfaces.

52886-98D

G. OVERSIZED PASSENGER BACKREST PAD – STUDED

Styled to match studded Original Equipment Road King® and Road King Touring Seat P/N 51617-99C.

52709-97C



F. OVERSIZED PASSENGER BACKREST PAD – SMOOTH



G. OVERSIZED PASSENGER BACKREST PAD – STUDED

TOURING & TRIKE 383

Backrests & Racks



H. MID-SIZED PASSENGER BACKREST PAD – LEATHER

PASSENGER BACKREST PADS – MID-SIZED

Sized to fit Standard-Height and Tall Touring Sissy Bar Uprights. Available to match a wide variety of seat stitch designs, these Mid-Sized Backrest Pads feature a gentle curved shape that cradles the spine and provides hours of passenger comfort.

Fits Standard-Height H-D® Detachables™ Passenger Sissy Bar Uprights P/N 52300324, 52627-09A, 54247-09A, 52933-97C or 52805-97B, Tall H-D Detachables Passenger Sissy Bar Upright P/N 52723-06A, Premium H-D Detachables Sissy Bar Upright 52300257 or 52300258. Pad height 8.0"; width 12.0".

H. MID-SIZED PASSENGER BACKREST PAD – LEATHER

Styled to match Leather Low-Profile Bucket Seat P/N 52918-98A.

52920-98B

I. MID-SIZED PASSENGER BACKREST PAD – TOP-STITCHED

Smooth top-stitched pad complements most seating surfaces.

52924-98B

J. MID-SIZED PASSENGER BACKREST PAD – COMFORT STITCH

Styled to match Comfort Stitch Seats and Rider Backrests.

51727-05A

K. MID-SIZED PASSENGER BACKREST PAD – CUSTOM STITCHING

Styled to match Road King® Custom models.

52657-04B

L. MID-SIZED PASSENGER BACKREST PAD – '06-'10 STREET GLIDE® STITCHING

Styled to match the '06-'10 Street Glide model.

51633-06A



I. MID-SIZED PASSENGER BACKREST PAD – TOP-STITCHED



J. MID-SIZED PASSENGER BACKREST PAD – COMFORT STITCH



K. MID-SIZED PASSENGER BACKREST PAD – CUSTOM STITCHING



L. MID-SIZED PASSENGER BACKREST PAD – STREET GLIDE STITCHING

M. BILLET BACKREST PAD MOUNT

Chrome-plated billet aluminum and an engraved Bar & Shield® emblem set the tone for this custom Passenger Backrest Mount, which will make you look even better as you're rolling by. Replaces the stock mounting plate and includes chrome-plated mounting hardware.

53086-04

Fits Touring models equipped with H-D Detachables Sissy Bar Upright P/N 52805-97B, 52933-97C, 52935-04A, 52723-06A, 52610-09A, 52627-09A, 52300257 or 52300258.

N. STYLED BACKREST PAD MOUNT

This custom Backrest Mounting Plate replaces the stamped metal mount for a distinctive look. The mirror-finished bracket, chrome-plated mounting hardware and Vivid Black insert contrasts with a leather or vinyl backrest pad to dress your Touring bike in style.

52825-05

Fits Touring models equipped with H-D Detachables Sissy Bar Upright P/N 52805-97B, 52933-97C, 52935-04A, 52723-06A, 52610-09A, 52627-09A, 52300257 or 52300258.



M. BILLET BACKREST PAD MOUNT



N. STYLED BACKREST PAD MOUNT

Not all products are available in all countries – please consult your dealer for details.

384 TOURING & TRIKE

Backrests & Racks

A. QUICK-RELEASE Sissy BAR UPRIGHT – FREEWHEELER® MODELS

Add passenger comfort and support to your Freewheeler Trike model. Designed to blend with the curved lines of the trunk lid, the one piece upright slips into the docking ports and can be removed in seconds with a simple push of the release buttons. When the sissy bar is removed, you can pop in the included decorative caps for a clean custom look. The standard height upright accepts most mid-sized or oversized touring model passenger backrest pads (sold separately) and is the perfect finishing element for your long-distance touring machine. Available in your choice of mirror chrome or gloss black finish.

Fits '15-later FLRT models.

52300324A Chrome.

52300415 Gloss Black.

B. AIR WING LUGGAGE RACK – FREEWHEELER MODELS*



The low-profile aerodynamic styling of the Air Wing Luggage Rack draws your eye with its sleek lines and the engraved Harley-Davidson® script adds a signature touch. This full-sized rack protects the trunk lid from scratches. The die-cast wing and lightweight steel tubing are hand-polished before finishing for long-lasting beauty. Kit includes all necessary mounting hardware.

50300097 Chrome.


Fits '15-later FLRT models.



A. QUICK-RELEASE Sissy BAR UPRIGHT – FREEWHEELER MODELS CHROME



A. QUICK-RELEASE Sissy BAR UPRIGHT – FREEWHEELER MODELS GLOSS BLACK



B. AIR WING LUGGAGE RACK – FREEWHEELER MODELS



***WARNING:** Do not use this rack as a seat. Do not exceed the fender rack weight capacity. Using as seat or exceeding this capacity could cause handling problems which could result in loss of control and death or serious injury.

Not all products are available in all countries – please consult your dealer for details.

TOURING & TRIKE 385

Backrests & Racks



C. ADJUSTABLE TWO-UP LUGGAGE RACK – FINGERTIP CONTROL

C. ADJUSTABLE TWO-UP LUGGAGE RACK*

Expand your options at the push of a button. This stylish rack offers style, function and practicality in one. The Adjustable Two-Up Luggage Rack features telescoping side extensions that allow the rider to customize the rack's width in seconds. To accommodate a wide soft bag or duffel, just press the buttons, slide out the side extensions and increase the usable surface area by 50%. When an oversize rack is not required, just slide in the extensions for a clean look. The beefy rack accommodates a load capacity up to 30 pounds and the side rails feature convenient mounting points that easily accept bag tie-down straps and bungee cords. The H-D® Detachables™ rack can be completely removed from the bike in seconds and is designed to accept the internally-wired LED Light Kit P/N 68065-10 or 68219-10 (sold separately) for added visibility from the rear. Rack Dimensions: 12.0" D x 12.75" W (Unexpanded); 12.0" D x 18.75" W (Expanded).

Fits '09-later Touring models equipped with 4-Point Docking Hardware Kits (except '09-later CVO models with rigid-mount Tour-Pak™ Luggage). Models equipped with Original Equipment rigid-mount Tour-Pak require purchase of appropriate H-D Detachables Tour-Pak Rack Kit. FLHX, FLHXS, FLTR and FLTRX models require separate purchase of Antenna Relocation Kit or Hidden Antenna Kit. Some FLHRC EU registration plates may interfere with rack.

50300044B Chrome.

50300076B Gloss Black.

Also available:

LED LIGHT KIT

Fast-acting LED Light Kit operates as a supplemental rear running light and brake light. The high, center-mount position places the light in the line-of-sight of following vehicles and the bright, fast-acting red LED lamps get you noticed. Wiring is concealed inside the rack for a clean, custom installation. Available with red or smoked lens.

Fits '14-later Touring models equipped with Air Wing H-D Detachables Luggage Rack P/N 54283-09A and 50300008A and Adjustable Two-Up Luggage Rack P/N 50300076B. Does not fit CVO models.

68000111 Red Lens.

68000116 Smoked Lens.

Fits '09-'13 Touring (except CVO) models equipped with Air Wing H-D Detachables Luggage Rack P/N 54283-09A and 50300008A and Adjustable Two-Up Luggage Rack P/N 50300044B and 50300076B.

68065-10 Smoked Lens.

68219-10 Red Lens.



C. ADJUSTABLE TWO-UP LUGGAGE RACK – CHROME (CLOSED)



C. ADJUSTABLE TWO-UP LUGGAGE RACK – CHROME (OPEN)



C. ADJUSTABLE TWO-UP LUGGAGE RACK – GLOSS BLACK (CLOSED)



C. ADJUSTABLE TWO-UP LUGGAGE RACK – GLOSS BLACK (OPEN)



***WARNING:** Do not use this rack as a seat. Do not exceed the fender rack weight capacity. Using as seat or exceeding this capacity could cause handling problems which could result in loss of control and death or serious injury.

Not all products are available in all countries – please consult your dealer for details.

386 TOURING & TRIKE

Backrests & Racks

A. AIR WING H-D® DETACHABLES™ TWO-UP LUGGAGE RACK*

The low-profile aerodynamic styling defines the look of this Luggage Rack. Designed to work with or without H-D Detachables Passenger Backrests, this rack can be installed or removed from the Docking Hardware in seconds, creating a truly versatile ride. Available in mirror chrome or rich gloss black finish, the rack draws your eye with its sleek lines and the engraved Harley-Davidson® script adds a signature touch. The die-cast wing and lightweight steel tubing are hand-polished before finishing for long-lasting beauty. For added visibility, the rack is designed to incorporate the internal wiring of the Air Wing Rack Light Kit (sold separately) for a clean look.

Fits '09-later Touring models equipped with 4-point Docking Hardware Kits. '09-later Touring models equipped with rigid-mount Tour-Pak™ Luggage require purchase of appropriate H-D Detachables Tour-Pak Conversion Kit. FLHX, FLXS, FLTR and FLTRX models require separate purchase of Antenna Relocation Kit or Hidden Antenna Kit. Some FLHRC EU registration plates may interfere with rack.

54283-09A Chrome.

50300008A Gloss Black.



A. AIR WING H-D DETACHABLES TWO-UP LUGGAGE RACK – CHROME

B. LED LIGHT KIT

Fast-acting LED Light Kit operates as a supplemental rear running light and brake light. The high, center-mount position places the light in the line-of-sight of following vehicles and the bright, fast-acting red LED lamps get you noticed. Wiring is concealed inside the rack for a clean, custom installation. Available with red or smoked lens.

Fits '14-later Touring models equipped with Air Wing H-D Detachables Luggage Rack P/N 54283-09A and 50300008A and Adjustable Two-Up Luggage Rack P/N 50300044B or 50300076B. Does not fit CVO models.

68000111 Red Lens.

68000116 Smoked Lens.

Fits '09-'13 Touring (except CVO) models equipped with Air Wing H-D Detachables Luggage Rack P/N 54283-09A and 50300008A and Adjustable Two-Up Luggage Rack P/N 50300044B and 50300076B.

68065-10 Smoked Lens.

68219-10 Red Lens.



A. AIR WING H-D DETACHABLES TWO-UP LUGGAGE RACK – GLOSS BLACK



A. AIR WING LUGGAGE RACK (SHOWN WITH LED LIGHT KIT)



B. LED LIGHT KIT




***WARNING:** Do not use this rack as a seat. Do not exceed the fender rack weight capacity. Using as seat or exceeding this capacity could cause handling problems which could result in loss of control and death or serious injury.

Not all products are available in all countries – please consult your dealer for details.

TOURING & TRIKE 387

Backrests & Racks



C. KING H-D DETACHABLES TWO-UP LUGGAGE RACK – CHROME



C. KING H-D DETACHABLES TWO-UP LUGGAGE RACK – GLOSS BLACK



D. STEALTH H-D DETACHABLES TWO-UP LUGGAGE RACK – CHROME



D. STEALTH H-D DETACHABLES TWO-UP LUGGAGE RACK – GLOSS BLACK



E. H-D DETACHABLES TWO-UP LUGGAGE RACK – CHROME



E. H-D DETACHABLES TWO-UP LUGGAGE RACK – GLOSS BLACK

C. KING H-D® DETACHABLES™ TWO-UP LUGGAGE RACK*

This stylish oversized King Two-Up Luggage Rack adds extra capacity for your cross-town or cross-country ride. The classic harp-shaped rack is constructed of large diameter steel rod, welded and perfectly polished for an elegant look. This rack is first in class with an increased load capacity up to 30 pounds. The large rack with side extensions offers a versatile flat load surface and the slotted side plates provide options for securing soft or rigid carrying bags. Designed to work with or without a H-D Detachables Passenger Backrest, the rack can be installed or removed from the bike in seconds.

Fits '09-later Touring models equipped with 4-point Docking Hardware Kits. '09-later Touring models equipped with rigid-mount Tour-Pak™ Luggage require purchase of appropriate H-D Detachables Tour-Pak Conversion Kit. FLHX, FLHXS, FLTR and FLTRX models require separate purchase of Antenna Relocation Kit or Hidden Antenna Kit. Some FLHRC EU registration plates may interfere with rack.

50300054A Chrome.

50300058A Gloss Black.

D. STEALTH H-D DETACHABLES TWO-UP LUGGAGE RACK*

Style and practicality in one. This classic four-bar H-D Detachables Luggage Rack flows with the long and lean lines of today's custom rides. The rails and curving support blend together for an integrated floating look and the "stealth" hidden hardware adds to the clean design.

Fits '09-later Touring models equipped with 4-point Docking Hardware Kits (except '09-later Touring models equipped with Premium H-D Detachables Backrest with Adjustable Recline P/N 523000257 and 523000258). '09-later Touring models equipped with rigid-mount Tour-Pak Luggage require purchase of appropriate H-D Detachables Tour-Pak Conversion Kit. FLHX, FLHXS, FLTR and FLTRX models require separate purchase of Antenna Relocation Kit or Hidden Antenna Kit. Some FLHRC EU registration plates may interfere with rack.

53472-09A Chrome.

53566-09A Gloss Black.

E. H-D DETACHABLES TWO-UP LUGGAGE RACK*

Smooth sweeping curves and a brilliant chrome finish defines the look of this Luggage Rack. Available in chrome or gloss black finish, this sleek and functional rack is an elegant solution for carrying your luggage across the country. Designed to work with or without H-D Detachables Passenger Backrests, this rack can be installed or removed from the Docking Hardware in seconds, creating a truly versatile ride.

Fits '09-later Touring models equipped with 4-point Docking Hardware Kits. '09-later Touring models equipped with rigid-mount Tour-Pak Luggage require purchase of appropriate H-D Detachables Tour-Pak Conversion Kit. FLHX, FLHXS, FLTR and FLTRX models require separate purchase of Antenna Relocation Kit or Hidden Antenna Kit. Some FLHRC EU registration plates may interfere with rack.

54215-09A Chrome.

50300042A Gloss Black.



***WARNING:** Do not use this rack as a seat. Do not exceed the fender rack weight capacity. Using as seat or exceeding this capacity could cause handling problems which could result in loss of control and death or serious injury.

Not all products are available in all countries – please consult your dealer for details.

388 TOURING & TRIKE

Backrests & Racks

A. LUGGAGE RACK FOR H-D® DETACHABLES™ PASSENGER SISSY BAR UPRIGHT*

This attractive chrome-plated rack adds additional versatility to your H-D Detachables Passenger Backrest. Designed to mount directly to the backrest upright, the rack and backrest can be easily removed or reinstalled as a unit to suit your touring or cruising style.

53011-98

Fits '94-'08 Touring models equipped with H-D Detachables Sissy Bar Upright P/N 52805-97B, 52933-97C and 52723-06A. (Does not fit P/N 52935-04A.) FLHRC and '07-'08 FLHRSE models also require separate purchase of Saddlebag Hinge Stop Kit P/N 90580-09.

B. H-D DETACHABLES TWO-UP LUGGAGE RACK*

Designed to work with H-D Detachables Backrests, these racks allow you to convert from a two-up traveler to a solo rider in classic style.

53743-97

Fits '97-'08 Road King®, FLHT, FLHX and FLTR models equipped with required Docking hardware. FLTR and FLHX models require separate purchase of Antenna Relocation Kit P/N 76208-07. Does not fit with Layback License Plate Mounting Kit P/N 53385-00. Some EU registration plates may interfere with rack.

C. H-D DETACHABLES SOLO LUGGAGE RACK*

Add touring capabilities to your solo seat-equipped model in less than 60 seconds. This H-D Detachables Solo Rack fits over the fender when the passenger pillion is removed. The rack features sweeping curved rails and the chrome finish adds a stylish flair. Easily interchangeable with H-D Detachables Passenger Sissy Bar Upright.

54213-09A

Fits '09-later FLHR, FLHRC, FLHT, FLHX, FLHXS, FLHXSE, FLTR, FLTRX, FLTRXSE, '13 FLHRSE and '09 FLTRSE models equipped with a solo seat. Requires separate purchase of a 2-Point or 4-Point Docking Hardware Kit.



A. LUGGAGE RACK FOR H-D DETACHABLES PASSENGER SISSY BAR UPRIGHT



B. H-D DETACHABLES TWO-UP LUGGAGE RACK



C. H-D DETACHABLES SOLO LUGGAGE RACK



***WARNING:** Do not use this rack as a seat. Do not exceed the fender rack weight capacity. Using as seat or exceeding this capacity could cause handling problems which could result in loss of control and death or serious injury.

TOURING & TRIKE 389

Backrests & Racks

H-D® DETACHABLES™ TOUR-PAK™ MOUNTING RACKS

Fully loaded, stripped down or anywhere in between, you can tailor your Harley-Davidson® Touring motorcycle to meet the demands of the highway. With H-D Detachables docking hardware, you can transform your ride in the blink of an eye. Switch from a comfortable passenger backrest to load-hauling Tour-Pak Luggage in seconds. You can easily remove the Tour-Pak Luggage for easy maneuverability around town and reinstall it for an epic ride across the country. It's your choice and Harley-Davidson provides the flexibility to do it your way.

D. H-D DETACHABLES SOLO TOUR-PAK MOUNTING RACK*

The Solo Tour-Pak Rack moves a Razor-Pak, Chopped or King Tour-Pak Luggage forward to a comfortable back-supporting position. The rack is designed to position the Tour-Pak Luggage for solo riding and is adjustable over a 0.75" range. Simply remove the Tour-Pak Luggage from the convenient H-D Detachables docking hardware, add a passenger pillion and the bike is ready for two-up riding. Tour-Pak, Backrest Pad and Docking Hardware sold separately.

53000225 Chrome.

Fits '14-later Touring models equipped with a solo seat. All models require separate purchase of Docking Hardware Kit and Boom! Audio Hidden AM/FM/WB Antenna P/N 76000513. Vehicles with stock tour-pak require purchase of Tour-Pak Luggage Conversion Kit P/N 53000291A. Chopped Tour-Pak Luggage requires separate purchase of Tour-Pak Spacer Kit P/N 53000461. Not for use with Three-Pocket Fairing Pouch P/N 93300054 if used with Docking Kit P/N 52300131. Does not work with Boom! Audio Stage II Tour-Pak Speaker Kit P/N 76000526.

53260-09B Chrome.

Fits '09-'13 FLHR, FLHRC, FLHT, FLHX, FLHXSE, FLTR, FLTRX and FLTRXSE, '13 FLHRSE and '09 FLTRSE models. Requires separate purchase of 2-Point or 4-Point Docking Hardware Kit. FLHX and FLTR models require separate purchase of Tour-Pak Antenna Relocation Kit P/N 76556-09. '13 FLHRSE, '10-'12 FLHXSE, '09 FLTRSE and '12-'13 FLTRXSE models require separate purchase of Hidden Antenna Kit P/N 76000266.

53260-02A Chrome.

Fits '97-'08 Road King®, FLHT, FLHX and FLTR models equipped with solo seat and required docking hardware.



RACK INSTALLED



RACK REMOVED



D. H-D DETACHABLES SOLO TOUR-PAK MOUNTING RACK



D. H-D DETACHABLES SOLO TOUR-PAK MOUNTING RACK – '14-LATER MODELS



D. H-D DETACHABLES SOLO TOUR-PAK MOUNTING RACK – '97-'08 MODELS



D. H-D DETACHABLES SOLO TOUR-PAK MOUNTING RACK – '09-'13 MODELS



***WARNING:** Do not use this rack as a seat. Do not exceed the fender rack weight capacity. Using as seat or exceeding this capacity could cause handling problems which could result in loss of control and death or serious injury.

Not all products are available in all countries – please consult your dealer for details.

390 TOURING & TRIKE

Backrests & Racks

A. H-D® DETACHABLES™ TWO-UP TOUR-PAK™ MOUNTING RACK*

Change your riding style in less than 60 seconds. The ultimate in touring flexibility, this Tour-Pak Rack makes the convenience and protection of a Razor-Pak, Chopped, King or Leather Tour-Pak Luggage System a simple on-and-off proposition. Simple turn latches mount the rack to the bike's docking points and allow you to replace the Tour-Pak Luggage with a detachable sissy bar upright for around-town cruising. The mounting rack positions a Tour-Pak behind the passenger pillion and allows the passenger to use the luggage as a supporting backrest. Adjustable over a 0.75" range, the Tour-Pak can be located for maximum passenger room and comfort. Tour-Pak, Passenger Backrest Pad and Docking Hardware Kit sold separately.

Fits '14-later FLHR, FLHRC, FLHRSE, FLHX, FLHXS, FLHXSE, FLTRX and FLTRXS models. Requires separate purchase of Docking Hardware Kit, Street Glide® and Road Glide® models require Hidden AM/FM/WB Antenna P/N 76000513 or Antenna Relocation Kit P/N 76000582. Does not work with Boom! Audio Stage II Tour-Pak Speaker Kit P/N 76000526.

53000221 Chrome.

53000459 Gloss Black.

Fits '09-'13 FLHR, FLHRC, FLHT, FLHX, FLHXSE, FLTR, FLTRX and FLTRXSE and '09 FLTRSE models. Requires separate purchase of 2-Point or 4-Point Docking Hardware Kit. FLHX and FLTR models require separate purchase of Hidden Antenna Kit P/N 76000266. '10-'12 FLHXSE, '09 FLTRSE and '12-'13 FLTRXSE models require separate purchase of Hidden Antenna Kit P/N 76000266.

53276-09B Chrome.

Fits '97-'08 Road King®, FLHT, FLHX and FLTR models equipped with required docking hardware. FLTR and FLHX models require Antenna Relocation Kit P/N 76326-00A. Does not fit with Layback License Plate Mounting Kit P/N 53385-00. Some EU registration plates may interfere with Tour-Pak Rack. Models with rear fender tip trim can be adapted with the separate purchase of License Plate Relocation Kit P/N 60095-00A.

53276-04A Chrome.




A. H-D DETACHABLES TWO-UP TOUR-PAK MOUNTING RACK – CHROME



A. H-D DETACHABLES TWO-UP TOUR-PAK MOUNTING RACK – GLOSS BLACK



A. H-D DETACHABLES TWO-UP TOUR-PAK MOUNTING RACK – '14-LATER MODELS



A. H-D DETACHABLES TWO-UP TOUR-PAK MOUNTING RACK – '97-'08 MODELS



A. H-D DETACHABLES TWO-UP TOUR-PAK MOUNTING RACK – '09-'13 MODELS



***WARNING:** Do not use this rack as a seat. Do not exceed the fender rack weight capacity. Using as seat or exceeding this capacity could cause handling problems which could result in loss of control and death or serious injury.

Not all products are available in all countries – please consult your dealer for details.

TOURING & TRIKE 391

Backrests & Racks



B. H-D DETACHABLES TOUR-PAK LUGGAGE CONVERSION KIT – '14-LATER MODELS (TOUR-PAK REMOVED, PASSENGER BACKREST INSTALLED)

B. H-D® DETACHABLES™ TOUR-PAK™ LUGGAGE CONVERSION KIT^{1,2} – '14-LATER

Transform your Electra Glide® model for around-town cruising. This kit includes everything needed to convert the rigid-mount Tour-Pak Luggage to an easy on-and-off detachable version. Complete kit includes Docking Hardware Kit, H-D Detachables Two-Up Tour-Pak Mounting Rack, AM/FM Antenna Relocation Kit, License Plate Relocation Kit and Red Lens Electra Glo LED Saddlebag Run/Turn/Tail Lamp Kit.

Fits '14-later FLHTCU, FLHTCUL, FLHTK, FLHTKL, FLHTKSE, FLTRU and FLTRUSE models. Models equipped with CB require separate purchase of CB Antenna Relocation Kit P/N 76000308. CVO models separate purchase of Lighting Module P/N 69200949. Does not fit models equipped with Boom! Audio Stage II Tour-Pak Speaker Kits. Not compatible with Air Wing or Stealth Detachable Luggage Racks.

53000291A Chrome.

53000567 Gloss Black.

Also available:

CB ANTENNA RELOCATION KIT

Relocates your CB antenna to the rear fender to accommodate use with a H-D Detachables Two-Up Tour-Pak Luggage Mounting Rack. Kit includes mounting bracket, all mounting hardware and wiring harness.

76000308

Fits '14-later FLHTCU, FLHTCUL, FLHTK, FLHTKL, FLHTKSE, FLTRU and FLTRUSE models equipped with Detachable Tour-Pak Conversion Kit P/N 53000291A.

C. H-D DETACHABLES TOUR-PAK LUGGAGE CONVERSION KIT¹ – '97-'13

Transform your Electra Glide model for around-town cruising. This kit includes everything needed to convert the rigid-mount Tour-Pak to an easy on-and-off detachable version. Complete kit includes two-up docking hardware kit, H-D Detachables Two-Up Tour-Pak Rack, chrome license plate holder, reflector and AM/FM antenna relocation hardware.

53246-09C

Fits '09-'13 FLHTC, FLHTCU, FLHTK and FLTRU models. FLHTCU and FLHTK require separate purchase of Wiring Harness P/N 70032-09. FLTRU models require separate purchase of Wiring Harness P/N 69200181.

53303-07A

Fits '97-'08 FLHTC models. '97-'05 models require separate purchase of Light Harness Kit P/N 70113-08.

Also available:

TOUR-PAK QUICK DISCONNECT HARNESS FOR ULTRA MODELS

Wiring Harness Kit allows the installation of Detachable Tour-Pak Rack Kit on specified models.

70032-09

Fits '09-'13 FLHTCU and FLHTK models equipped with Detachable Tour-Pak Rack Kit P/N 53246-09A.

69200181

Fits '11-'13 FLTRU models equipped with Detachable Tour-Pak Rack Kit P/N 53246-09A.

70113-08

Fits '97-'05 FLHTC models equipped with Detachable Tour-Pak Kit P/N 53303-07A.

NEW



B. H-D DETACHABLES TOUR-PAK LUGGAGE CONVERSION KIT – '14-LATER MODELS CHROME



B. H-D DETACHABLES TOUR-PAK LUGGAGE CONVERSION KIT – '14-LATER MODELS GLOSS BLACK



C. H-D DETACHABLES TOUR-PAK LUGGAGE CONVERSION KIT – '09-'13 MODELS



C. H-D DETACHABLES TOUR-PAK LUGGAGE CONVERSION KIT – '97-'08 MODELS



¹ WARNING: Do not use this rack as a seat. Do not exceed the fender rack weight capacity. Using as seat or exceeding this capacity could cause handling problems which could result in loss of control and death or serious injury.



² WARNING: Disconnecting your DOT required tail, brake and turn signal lighting could reduce your visibility to others and result in death or serious injury.


Not all products are available in all countries – please consult your dealer for details.

COLOR-MATCHED TOUR-PAK™ LUGGAGE

When you're serious about racking up miles, Tour-Pak Luggage systems will help you pack for the trip. This Color-Matched hard luggage provides the capacity to pack for almost any riding condition. Carry the rain gear, clothing and camping equipment you need for a ride across the country or pack the groceries on a run to the corner store. Tour-Pak Luggage is available in primed finish or Color-Matched to many factory color combinations. Solid colors, solid colors with complementing pinstripes and two-tone finishes are available to match most late-model Harley-Davidson® color schemes.

Not all products are available in all countries – please consult your dealer for details.

KING TOUR-PAK LUGGAGE – '97-'13 MODELS



CAPACITY 70 litres

Add long-haul convenience and storage capacity to your Road King®, Street Glide® or Electra Glide® Standard model. Color-Matched to the motorcycle base color, this Tour-Pak Luggage is factory drilled for wrap-around backrest (sold separately). Tour-Pak includes hinges and latches, bottom reinforcement plate, luggage box mat, map pouch and chrome side accents. King Tour-Pak can be equipped with optional wrap-around LED rear and side light kits (sold separately).

KING TOUR-PAK LUGGAGE – '14-LATER MODELS



CAPACITY 70 litres

Turn your Touring model into a complete cross-country touring machine. The color-matched King Tour-Pak Luggage features a streamlined profile that complements the sleek design of the '14-later Rushmore models. Tour-Pak is factory drilled for wrap-around backrest (sold separately) and equipped with chrome hinges, chrome one-touch latch, chrome side accents, luggage box mat and lid tether. Optional LED rear and side light kits are available.

CHOPPED TOUR-PAK LUGGAGE – '97-'13 MODELS



CAPACITY 54 litres

Achieve a radical touring profile with this 3.0" lower Tour-Pak Luggage. The traditional Tour-Pak Luggage shape has been chopped and sectioned for a sleek, sporty look, while maintaining the practical weather tight and secure storage that the long-distance rider demands. The Chopped Tour-Pak is completely assembled with factory hinges and latches and is pre-drilled for your choice of Chopped Tour-Pak backrest pads (sold separately).

CHOPPED TOUR-PAK LUGGAGE – '14-LATER MODELS



CAPACITY 54 litres

Get ready to travel in style. The slim profile of the Chopped Tour-Pak Luggage is the perfect match for your radical custom bagger. But don't let the silhouette fool you – the Chopped Tour-Pak has loads of room to store all your gear. The Chopped Tour-Pak is factory drilled for your choice of Chopped Tour-Pak backrest pads (sold separately), and equipped with chrome hinges, chrome one-touch latch, luggage box mat and lid tether.

KING TOUR-PAK LUGGAGE

See pages 840-841 for a complete list of available Color-Matched options.



**'14-LATER COLOR-MATCHED KING TOUR-PAK LUGGAGE
(SHOWN WITH H-D® DETACHABLES™ TWO-UP TOUR-PAK RACK AND BACKREST PAD)**



**'97-'13 COLOR-MATCHED KING TOUR-PAK LUGGAGE
(SHOWN WITH H-D DETACHABLES TWO-UP TOUR-PAK RACK, BACKREST PAD AND SIDE LIGHT COVER)**

Available to fit:

Fits '14-later Road King®, Road Glide®, Street Glide® and select CVO models. Separate purchase of H-D Detachables Two-Up or Solo Tour-Pak Mounting Rack and applicable Docking Hardware is required. Separate purchase of Tour-Pak Lock Kit P/N 90300030 is required.

Fits '09-'13 Electra Glide® Standard, Road King, Road Glide, Street Glide, Street Glide Trike and select CVO models. Separate purchase of detachable Two-Up or Solo Tour-Pak Mounting Rack and applicable Docking Hardware is required. Separate purchase of Tour-Pak Lock Kit P/N 53194-07 is required.

Fits '06-'08 Electra Glide Standard, Road King, Road Glide and Street Glide models. Separate purchase of detachable Two-Up or Solo Tour-Pak Mounting Rack and applicable Docking Hardware is required. Separate purchase of Tour-Pak Lock Kit P/N 53194-07 is required.

Fits '07-'05 Electra Glide Standard, Road King, and Road Glide models. Separate purchase of detachable Two-Up or Solo Tour-Pak Mounting Rack and applicable Docking Hardware is required. Separate purchase of Tour-Pak Lock Kit P/N 53194-07 is required.

394 TOURING & TRIKE

Tour-Pak™ Luggage

CHOPPED TOUR-PAK LUGGAGE

See pages 840-841 for a complete list of available Color-Matched options.



**'14-LATER COLOR-MATCHED CHOPPED TOUR-PAK LUGGAGE
(SHOWN WITH H-D® DETACHABLES™ TWO-UP TOUR-PAK RACK AND BACKREST PAD)**



**'97-'13 COLOR-MATCHED CHOPPED TOUR-PAK LUGGAGE
(SHOWN WITH H-D DETACHABLES TWO-UP TOUR-PAK RACK AND BACKREST PAD)**

Available to fit:

Fits '14-later Road King®, Road Glide®, Street Glide® and select CVO models. Does not fit FLRT models. Separate purchase of H-D Detachables Two-Up or Solo Tour-Pak Mounting Rack and applicable Docking Hardware is required. Separate purchase of Tour-Pak Lock Kit P/N 90300030 is required.

Fits '97-'13 Touring and Trike models. FLHTCUTG models require separate purchase of Spacer Kit P/N 83294-10.

RAZOR-PAK LUGGAGE

The ultimate in touring style. The slim but surprisingly roomy Razor-Pak Luggage is designed to add convenient luggage-carrying capacity without distracting from the lean look of your custom bagger. Ideal size to carry a briefcase, laptop computer or a change of clothes, the locking Razor-Pak top case can actually swallow compact half-helmets and some lightweight riding gear. So, get in a good day at the office, change your gear and hit Main Street in style. Razor-Pak Luggage can be mounted to rigid or H-D® Detachables™ Tour-Pak mounting racks and accepts many of the lid racks, trim, spoilers and other accessories available for Chopped and King Tour-Pak Luggage.



**'97-'13 COLOR-MATCHED RAZOR-PAK LUGGAGE
(SHOWN WITH H-D DETACHABLES TWO-UP TOUR-PAK RACK AND BACKREST PAD)**

CAPACITY 31 litres

Surprisingly roomy Razor-Pak Luggage is designed to add convenient luggage-carrying capacity without distracting from the lean look of your custom bagger.



**'97-'13 COLOR-MATCHED RAZOR-PAK LUGGAGE
(SHOWN WITH H-D DETACHABLES TWO-UP TOUR-PAK RACK AND BACKREST PAD)**



Fits '97-'13 Touring and Trike models. FLHTCUTG models require addition of Spacer Kit P/N 83294-10.

79175-10BDK Unpainted.

79175-10DH Vivid Black.

Shown with:

RAZOR-PAK BACKREST PAD – SMOOTH

Clean, smooth styling complements most seating surfaces.

79192-10

Fits '97-'13 models equipped with Razor-Pak Luggage.

396 TOURING & TRIKE

Tour-Pak™ Luggage

A. TOUR-PAK LUGGAGE

Add cross-country luggage capacity to your ride with accessory Tour-Pak Luggage. A cavernous interior will hold one full-face helmet or two half helmets. Kit includes backrest pad, interior rubber mat, hardware and instructions. Luggage capacity: 2,500 cubic inches. Dimensions: 18.5" W x 17.0" D x 13.0" H. Racks and docking kits sold separately. International models may require separate purchase of License Plate Relocation Kit P/N 60095-00A.

Fits '04-later XL (except XL883N, XL1200C, XL1200CX, XL1200N and XL1200T) equipped with Solo Tour-Pak Rack, '00-later Softail® (except FLS, FLSS, FLSTNSE, FLSTSE, FXCW, FXCWC, FXS, FXSB, FXSBSE, FXSE, FXSTD and '09 FXSTSSE) equipped with H-D® Detachables™ Solo or Two-Up Tour-Pak Rack and '97-'13 Touring models equipped with H-D Detachables Two-Up or Solo Tour-Pak Racks.

53147-98C

Road King® Classic Leather Styling.

53690-06A

Smooth Vinyl.



A. ROAD KING CLASSIC LEATHER TOUR-PAK LUGGAGE

B. LEATHER TOUR-PAK LOCK SET

Designed to discourage grab-and-run theft, this Lock Set provides a level of security that leather straps alone can't match. The complete kit includes external locking push-button latch release, locking mechanism, release cable, two keys, steel Tour-Pak lid mounting plate and all required installation hardware. Special order keyed-to-match lock sets are available for models with barrel-type keys. Contact your Dealer with your vehicle key code.

54360-05

Fits models equipped with Leather or Synthetic Leather Tour-Pak Luggage (except P/N 79189-06).



A. SMOOTH VINYL TOUR-PAK LUGGAGE



B. LEATHER TOUR-PAK LOCK SET

C. PREMIUM LEATHER TOUR-PAK LUGGAGE

This king-sized Tour-Pak Luggage will provide all the storage capacity you need for a trip across the country. This smooth leather-wrapped luggage is highlighted with an embossed ostrich pattern insert, leather braiding and custom stitching and features a raised center section to accommodate most full-face helmets. Tour-Pak Luggage includes Chrome Luggage Rack, Chrome Accent Spears and Interior Light. Kit does not include Tour-Pak mounting rack, hardware or instructions to relocate an antenna on models equipped with a radio or CB.

79189-06

Fits '97-'08 Road King, Road Glide®, Electra Glide® Standard and Street Glide® models equipped with Tour-Pak Rack and appropriate Docking Hardware Kits. Road Glide and Street Glide models require separate purchase of Hidden Antenna Kit P/N 76000266. All models require separate purchase of Tour-Pak Installation Kit P/N 90067-06, Keyed-to-Match Tour-Pak Lock P/N 53865-06A, Lock Clip P/N 53868-06 and Fitted Tour-Pak Liners P/N 91814-06 and 53230-06. International models may require separate purchase of License Plate Relocation Kit P/N 60095-00A.

Shown with:

TOUR-PAK INSTALLATION KIT

Kit includes wrap-around passenger backrest pad and required Tour-Pak installation hardware. Does not include Tour-Pak mounting rack.

90067-06

Required for installation of Premium Leather Tour-Pak Luggage P/N 79189-06 on '97-'08 Road King, Road Glide, Electra Glide Standard and Street Glide models.



C. PREMIUM LEATHER TOUR-PAK LUGGAGE (SHOWN WITH TOUR-PAK INSTALLATION KIT)

TOURING & TRIKE 397

Tour-Pak™ Accessories



D. CHOPPED TOUR-PAK BACKREST PAD – SMOOTH
'14-LATER MODELS



D. CHOPPED TOUR-PAK BACKREST PAD – SMOOTH
'97-'13 MODELS



E. CHOPPED TOUR-PAK BACKREST PAD –
'15-'16 CVO STREET GLIDE STYLING



F. CHOPPED TOUR-PAK BACKREST PAD –
'14 CVO ROAD KING STYLING



G. RAZOR-PAK BACKREST PAD – SMOOTH

CHOPPED TOUR-PAK BACKREST PADS

Chopped Tour-Pak Backrest Pads provide deep padded support for your passenger and a low-profile shape that complements the low, lean look of your Tour-Pak Luggage. Easy to install, the floating design of the integrated mounts reduce the contact between the pad and the Tour-Pak carrier to minimize paint scuffing. Chopped Backrest Pads are available in a wide variety of styles to match most seating surfaces.

D. CHOPPED TOUR-PAK BACKREST PAD – SMOOTH

Clean, smooth styling complements most seating surfaces.

52300319

Fits '14-later Touring and Tri Glide® models equipped with Chopped Tour-Pak Luggage.

52898-98A

Fits '97-'13 Touring models equipped with Chopped Tour-Pak Luggage.

E. CHOPPED TOUR-PAK BACKREST PAD – CVO STREET GLIDE® STYLING

Matches '15-'16 CVO Street Glide Original Equipment seat.

52300359

Fits '14-later Touring and Tri Glide models equipped with Chopped Tour-Pak Luggage.

F. CHOPPED TOUR-PAK BACKREST PAD – CVO ROAD KING® STYLING

Matches '14 CVO Road King Original Equipment seat with leather tuck and roll inlay.

52300335

Fits '14-later Touring and Tri Glide models equipped with Chopped Tour-Pak Luggage.

G. RAZOR-PAK BACKREST PAD – SMOOTH

Clean, smooth styling complements most seating surfaces.

79192-10

Fits '97-'13 models equipped with Razor-Pak Luggage.

398 TOURING & TRIKE

Tour-Pak™ Accessories

KING TOUR-PAK BACKREST PADS

Wrap-around King Tour-Pak Backrest Pads are shaped to surround your passenger in comfort. The curved shape cradles the back and the integrated side wings fit naturally beneath your passenger's arms for added support. These backrests feature easy-to-install isolation mounts to reduce contact between the pad and the Tour-Pak Luggage. King Backrest Pads are available in a variety of styles to match most seating surfaces.

A. SUN RAY HEATED KING TOUR-PAK BACKREST PAD

Take the chill out of cool spring days and brisk fall nights with a heated wrap-around backrest pad. The Sun Ray Pad features a convenient high/low/off toggle control that directs two levels of soothing warmth right where you need it. This one-piece pad with integrated heat element and thermostatic control system is simple to install and the heating element is switched off with the ignition to avoid draining the battery. Available in Smooth or Comfort Stitch styles, this pad can be teamed with a Sun Ray or Harley® Hammock Heated Seat for the ultimate in back and bottom comfort.

52300317 Comfort Stitch.

Fits '14-later Touring and Tri Glide® models equipped with King Tour-Pak Luggage. '14-later models require separate purchase of Electrical Harness Extension P/N 69200722. '17-later models require Electrical Harness Extension P/N 69201599.

B. KING TOUR-PAK BACKREST PAD – COMFORT STITCH

Styled to match the Comfort Stitch Touring Seat series.

52300314

Fits '14-later Touring and Tri Glide models equipped with King Tour-Pak Luggage.

52395-03B

Fits '97-'13 Touring and Trike models equipped with King Tour-Pak Luggage.

C. KING TOUR-PAK BACKREST PAD – SMOOTH

Clean, smooth styling complements most seating surfaces.

52300312

Fits '14-later Touring and Tri Glide models equipped with King Tour-Pak Luggage.

52892-98B

Fits '97-'13 Touring and Trike models equipped with King Tour-Pak Luggage.



**A. SUN RAY HEATED KING TOUR-PAK BACKREST PAD – COMFORT STITCH
'14-LATER MODELS**




**B. KING TOUR-PAK BACKREST PAD –
COMFORT STITCH
'14-LATER MODELS**



**B. KING TOUR-PAK BACKREST PAD –
COMFORT STITCH
'97-'13 MODELS**



**C. KING TOUR-PAK BACKREST PAD –
SMOOTH
'14-LATER MODELS**



**C. KING TOUR-PAK BACKREST PAD –
SMOOTH
'97-'13 MODELS**

TOURING & TRIKE 399

Tour-Pak™ Accessories

D. KING TOUR-PAK BACKREST PAD – CVO STREET GLIDE® STYLING

Matches '15-'16 CVO Street Glide Original Equipment seat.

52300360

Fits '14-later Touring and Tri Glide® models equipped with King Tour-Pak Luggage.

E. KING TOUR-PAK BACKREST PAD – CVO ROAD KING® STYLING

Matches '14 CVO Road King Original Equipment seat.

52300334

Fits '14-later Touring and Tri Glide models equipped with King Tour-Pak Luggage.

F. KING TOUR-PAK BACKREST PAD – LEATHER ROAD ZEPPELIN™ STYLING

Styled to match the tufted leather Road Zeppelin seat.

52335-97A

Fits '97-'13 Touring and Trike models equipped with King Tour-Pak Luggage.

G. KING TOUR-PAK BACKREST PAD – '06-'10 STREET GLIDE STYLING

Styled to match the '06-'10 Street Glide Original Equipment or Sundowner seat.

51634-06A

Fits '97-'13 Touring and Trike models equipped with King Tour-Pak Luggage.

H. KING TOUR-PAK BACKREST PAD – ROAD KING STYLING

Embroidered Road King logo and smooth look matches your stock FLHR seat.

52274-94B

Fits '94-'13 Touring and Trike models equipped with King Tour-Pak Luggage.



D. KING TOUR-PAK BACKREST PAD – '15-'16 CVO STREET GLIDE STYLING



E. KING TOUR-PAK BACKREST PAD – '14 CVO ROAD KING STYLING



F. KING TOUR-PAK BACKREST PAD – LEATHER ROAD ZEPPELIN STYLING



G. KING TOUR-PAK BACKREST PAD – '06-'10 STREET GLIDE STYLING



H. KING TOUR-PAK BACKREST PAD – ROAD KING STYLING

Not all products are available in all countries – please consult your dealer for details.

400 TOURING & TRIKE

Tour-Pak™ Accessories

A. AIR WING TOUR-PAK LUGGAGE RACK*

The low-profile aerodynamic styling of the Air Wing Tour-Pak Luggage Rack enhances the look of any Razor-Pak, Chopped or King Tour-Pak lid. Available in mirror chrome or rich gloss black finish, the rack draws your eye with its sleek lines and the engraved Harley-Davidson® script adds a signature touch. This full-sized rack protects both Tour-Pak carrier's lid and passenger backrest from scratches. The die-cast wing and lightweight steel tubing are hand-polished before finishing for long-lasting beauty. Kit includes all necessary mounting hardware. For added visibility, the rack is designed to incorporate the internal wiring of the Air Wing Rack Light Kit P/N 68271-08 or 68250-08 (sold separately) for a clean look.

Fits King, Chopped and Razor-Pak Tour-Pak carrier lids. Mounting hole pattern matches Premium Tour-Pak Luggage Rack P/N 53665-87.

79179-08 Chrome.

53000063 Gloss Black.

B. AIR WING RACK LED LIGHT KIT

Custom fit to the Air Wing Tour-Pak Rack, this fast-acting LED Light Kit operates as a supplemental rear running light and brake light. The high, center-mount position places the rear light in the line-of-sight of following vehicles and the bright, fast-acting LED lamps get you noticed. Wiring is concealed inside the rack tubes for a clean, custom installation.

Fits '14-later Touring and Tri Glide® models equipped with Air Wing Tour-Pak Luggage Rack P/N 79179-08 or 53000063. Also fits '14-later FLHTKSE and '15-later FLTRUSE models with Original Equipment Tour-Pak Rack.

68000113 Smoked Lens.

68000112 Red Lens.

Fits '09-'13 Touring models equipped with Air Wing Tour-Pak Luggage Rack P/N 79179-08 or 53000063. Also fits '09-'13 FLHTCUSE models with Original Equipment Touring Rack.

68271-08A Smoked Lens.

68250-08A Red Lens.



A. AIR WING TOUR-PAK LUGGAGE RACK – CHROME



A. AIR WING TOUR-PAK LUGGAGE RACK – GLOSS BLACK



B. AIR WING RACK LED LIGHT KIT – SMOKED LENS



B. AIR WING RACK LED LIGHT KIT – RED LENS



***WARNING:** Do not use this rack as a seat. Do not exceed the fender rack weight capacity. Using as seat or exceeding this capacity could cause handling problems which could result in loss of control and death or serious injury.

Not all products are available in all countries – please consult your dealer for details.

TOURING & TRIKE 401

Tour-Pak™ Accessories



C. STEALTH TOUR-PAK LUGGAGE RACK – CHROME



C. STEALTH TOUR-PAK LUGGAGE RACK – GLOSS BLACK

C. STEALTH TOUR-PAK LUGGAGE RACK*

Style and practicality in one. This classic six-bar Tour-Pak Luggage rack flows with the long and lean lines of today's custom rides. The cantilevered aerodynamic rails appear to float above the center spar, imparting a lighter-than-air profile. Hidden hardware adds to the clean design. The Stealth Rack mounts in the same position as the Original Equipment Ultra Limited rack or the accessory Premium and Air Wing Tour-Pak Luggage racks, so no additional drilling is required on those models. Use Bungee Cord Soft-Hook Extensions P/N 52300140 to keep your luggage firmly in place.

Fits King, Chopped and Razor-Pak Tour-Pak carrier lids. Does not fit with Color-Matched Tour-Pak Spoiler kits.

53000242 Chrome.

53000247 Gloss Black.

D. PREMIUM TOUR-PAK LUGGAGE RACK*

This full-sized rack is especially designed to complement Tour-Pak lids with armrest-style passenger backrests. Protects both Tour-Pak carrier's lid and passenger backrest from scratches. Lightweight steel tubing incorporates high-quality welded joints and is hand-polished and chrome-plated using copper as a base coat followed by nickel and chrome to provide long-lasting beauty. Comes complete with all necessary mounting hardware.

53665-87

Fits King, Chopped and Razor-Pak Tour-Pak carrier lids.

E. TOUR-PAK ACCENT RAIL – CHROME

Fabricated from highly polished steel tubing, these premium quality chrome-plated Accent Rails frame the wrap-around Tour-Pak carrier's lights for a custom look. The rails provide an added level of protection from pass-by contact. Kit includes all necessary mounting hardware.

53000229

Fits '14-later FLHTCU, FLHTCUL, FLHTK, FLHTKL, FLTRU, FLHTCUTG and models equipped with accessory King Tour-Pak and LED Wrap-Around Light. Does not fit CVO FLHTKSE or FLTRUSE models.



D. PREMIUM TOUR-PAK LUGGAGE RACK



E. TOUR-PAK ACCENT RAIL – CHROME



***WARNING:** Do not use this rack as a seat. Do not exceed the fender rack weight capacity. Using as seat or exceeding this capacity could cause handling problems which could result in loss of control and death or serious injury.

Not all products are available in all countries – please consult your dealer for details.

402 TOURING & TRIKE

Tour-Pak™ Accessories

A. TOUR-PAK REAR LIGHT TRIM

Add a custom touch to the Original Equipment Tour-Pak carrier's rear lighting. This mirror chrome trim covers the satin black surface and adds a brilliant finishing touch to the rear of the bike. Self-adhesive mounting simplifies installation.

53000329

Fits '14-later FLHTCU, FLHTCUL, FLHTK, FLHTKL, FLTRU, FLHTCUTG and models equipped with accessory King Tour-Pak and LED wrap-around tail lamp. Does not fit with Accent Rail P/N 53000229.



A. TOUR-PAK REAR LIGHT TRIM

B. ULTRA TOUR-PAK BRAKE LIGHT ACCENT COVERS – CHROME

Kit includes a pair of triple chrome-plated steel brake lamp accents and a complementing chrome center trim piece that wraps any Ultra King Tour-Pak Luggage.

59239-93

Fits '89-'13 FLHTCU and FLHTCUTG models and other Touring models equipped with King Tour-Pak and Ultra Classic™ Brake Lamp Kit P/N 68012-88E. (Does not fit '10-'13 FLHTCUSE.)



B. ULTRA TOUR-PAK BRAKE LIGHT ACCENT COVERS – CHROME

C. TOUR-PAK SIDE MARKER LIGHT TRIM

Add a custom touch to the Original Equipment Tour-Pak carrier's side lighting. Mirror chrome trim surrounds the side marker lights for a bit of flash and the self-adhesive backing simplifies installation. Kit includes left and right side trim.

53000330

Fits '14-later FLHTCU, FLHTCUL, FLHTK, FLHTKL, FLTRU and FLHTCUTG models with Original Equipment King Tour-Pak-mounted side lights. Also fits '14-later models equipped with accessory King Tour-Pak and Side Marker Light Kits P/N 54352-09 or 69494-06.

D. TOUR-PAK SIDE MARKER LIGHT KIT

This wrap-around Side Marker Light Kit adds a splash of light to the lower edge of the Tour-Pak Luggage System. Kit replaces the chrome side trim along the lower edge of the Tour-Pak Luggage on Electra Glide® Classic models or replaces the Original Equipment red lens featured on Ultra Classic™ Electra Glide and Tri Glide® models. Available in your choice of red or smoked lens. The smoked lens remains stealthy while the ignition is off, but glows red when the lights are switched on. Complete kit includes left and right lens housings, wiring harness and all required installation hardware.

Fits '06-later Touring and Trike models equipped with King Tour-Pak Luggage.

54352-09 Smoked Lens.

69494-06 Red Lens.



C. TOUR-PAK SIDE MARKER LIGHT TRIM



D. TOUR-PAK SIDE MARKER LIGHT KIT – SMOKED (ON)



D. TOUR-PAK SIDE MARKER LIGHT KIT – RED

Not all products are available in all countries – please consult your dealer for details.

TOURING & TRIKE 403

Tour-Pak™ Accessories



E. LED KING TOUR-PAK BRAKE/TURN/TAIL LAMP KIT – SMOKED LENS

E. LED KING TOUR-PAK BRAKE/TURN/TAIL LAMP KIT – SMOKED LENS*

Add a sinister touch to the rear of your bike. This smoked LED lamp kit is a direct plug-in replacement for the stock LED red lens wrap-around Tour-Pak carrier's light. The bright fast-acting LEDs glow bright red when activated, but nearly disappear behind the dark smoke lens when off. The lamp features a flat black surround that complements any solid or two-tone paint color and accommodates single and dual-antenna applications. No cutting or splicing is required for installation.

67800368

Fits '14-later FLHTCU, FLHTCUL, FLHTK, FLHTKL, FLTRU and FLHTCUTG models.



F. LED KING TOUR-PAK BRAKE/TURN/TAIL LAMP KIT – RED LENS



F. LED KING TOUR-PAK BRAKE/TURN/TAIL LAMP KIT*

Add high-mount turn signals, running and brake lamps to your Classic and Ultra King Tour-Pak Luggage. This wrap-around light kit is equipped with bright, fast-acting LED lamps that grab the attention of following traffic. The corner lights operate in run/brake/turn mode and the center lamp functions as a run and brake lamp. The slim-line design mounts to the exterior surface of the Tour-Pak Luggage and can be used to replace the Original Equipment Ultra-style lamp. When equipped with Tour-Pak Liner P/N 53302-07 (sold separately), this kit eliminates the interior bulges and maximizes the carrying capacity inside. Available with smoked or red lens, the lamp features a flat black surround that complements any solid or two-tone paint color. Kit accommodates single and dual-antenna applications. No cutting or splicing is required for installation and kit includes a simple drilling template, interior mounting plates, mounting hardware and wiring harness.

Fits '97-'13 Touring models (except CVO) equipped with King Tour-Pak Luggage.

67932-11 Red Lens.

67931-11 Smoked Lens.



F. LED KING TOUR-PAK BRAKE/TURN/TAIL LAMP KIT – SMOKED LENS



G. KING TOUR-PAK BRAKE/TAIL LAMP KIT*

Dual filament bulbs provide both brake and tail lamp. Meets DOT requirements. Includes template to assist in cutting out lens housing openings, step-by-step instructions, wiring and all necessary mounting hardware. Dealer installation recommended.

68172-06

Fits '97-'13 FLHTCU, FLHTK, FLTRU, FLHTCUTG and other models equipped with Ultra-style Tour-Pak. (Does not fit '10-'13 FLHTCUSE.)

NOTE: Original Equipment on Ultra Classic™ Models.



G. KING TOUR-PAK BRAKE/TAIL LAMP KIT



***WARNING:** Disconnecting your DOT required tail, brake and turn signal lighting could reduce your visibility to others and result in death or serious injury.

Not all products are available in all countries – please consult your dealer for details.

404 TOURING & TRIKE

Tour-Pak™ Accessories

A. TOUR-PAK HINGE AND LATCH KIT – GLOSS BLACK

Upgrade the appearance of your Tour-Pak Luggage. These Original Equipment-style hinges and latch are polished and finished in rich gloss black. The complete kit includes hinges, latch and all necessary hardware.

53000343

Fits '14-later Touring and Tri Glide® models equipped with Chopped or King Tour-Pak Luggage.

B. PREMIUM TOUR-PAK LATCHES

Styled to complement the Premium Tour-Pak Hinges, these die-cast latches provide a bold look to your ride. Designed to eliminate the traditional catch and clamp design, these latches make access to the Tour-Pak Luggage easier than ever. Simply press down on the top of the lid to secure the latching mechanism. The self-aligning design positions the lid perfectly for no-fuss closure. A simple push of the button releases the lock and pops the lid open for convenience. Latches feature hidden hardware for a clean appearance and the front latch wraps around the Original Equipment lock for a custom touch. Kit includes front and rear latch and all mounting hardware.

Fits '06-'13 Touring and Trike models equipped with King or Ultra Tour-Pak Luggage. Does not fit with Leather, Razor-Pak or Chopped Tour-Pak Luggage. Does not fit models equipped with Tour-Pak Lock Covers P/N 53000217 or 53000218.

53000252 Chrome.

53000253 Gloss Black.

C. PREMIUM TOUR-PAK HINGES

Upgrade the appearance of your Tour-Pak Luggage with billet-style premium hinges. Styled to complement the Original Equipment Tour-Pak latches, these hinges add a clean, bold look with no exposed hardware. Available in mirror chrome or gloss black finish, the complete kit includes two hinges and all necessary hardware. Drill is required to remove the factory installed hinge mounting rivets.

Fits '88-'13 Touring and Trike models equipped with Razor-Pak, Chopped or King Tour Pak Luggage.

79211-08A Chrome.

53000131 Gloss Black.



A. TOUR-PAK HINGE AND LATCH KIT – GLOSS BLACK



B. PREMIUM TOUR-PAK LATCHES – CHROME

B. PREMIUM TOUR-PAK LATCHES – GLOSS BLACK



C. PREMIUM TOUR-PAK HINGES – CHROME

C. PREMIUM TOUR-PAK HINGES – GLOSS BLACK

Not all products are available in all countries – please consult your dealer for details.

TOURING & TRIKE 405

Tour-Pak™ Accessories



D. TOUR-PAK LATCHES – GLOSS BLACK

D. TOUR-PAK LATCHES – GLOSS BLACK

Add a custom touch to your Tour-Pak Luggage. Styled to complement available gloss black Premium Tour-Pak Hinges, these Original Equipment-style latches are polished and finished in rich gloss black. The complete kit includes latches, hasps and all necessary hardware.

53000130

Fits '88-'13 Touring and Trike models equipped with Razor-Pak, Chopped or King Tour-Pak Luggage.

E. EZ TOUR-PAK LID CATCH

Add the convenience of a self-aligning Tour-Pak lid to your Touring bike. Simply close the lid and latch it down. This easy-to-install kit eliminates the need to shift the position of the lid because the latches line up perfectly every time.

53000195

Fits '85-'13 Touring and Trike models equipped with King, Ultra or Razor-Pak Tour-Pak Luggage. Does not fit Chopped, Leather or Sport Tour-Pak Luggage.



E. EZ TOUR-PAK LID CATCH



F. TOUR-PAK LOCK COVER

This elegant die-cast cover with a Bar & Shield® logo adds a custom touch to your Tour-Pak lock. Simply use your thumb to rotate the domed cover to expose the Original Equipment lock. A detent holds the cover in the open position and provides unhindered access for your key. Easy to install, the protective cover is held firmly in place by the Original Equipment lock and lock mounting hardware.

Fits '88-'13 Touring and Trike models equipped with King, Razor-Pak or Chopped Tour-Pak Luggage. Does not fit with Premium Tour-Pak Latches P/N 53000252 or 53000253.

53000217 Chrome.

53000218 Gloss Black.

G. RETRACTABLE TOUR-PAK LID TETHER

Add the convenience of a Retractable Tether to your Tour-Pak Luggage. When extended to its full length, the strong cord holds the lid open at least 10° past vertical for improved stability and easy packing. Then the device automatically coils the tether cord inside the housing to eliminate pinched cords when closing the lid. The attractive housing with Bar & Shield logo attaches to the existing mounting points and replaces the Original Equipment cord.

54171-11

Fits '97-'13 Touring and Trike models equipped with a King, Ultra, Chopped or Razor-Pak Tour-Pak Luggage. Will not fit Leather or Sport Tour-Pak Luggage.

H. RETRACTABLE TRUNK DOOR TETHER

Add the convenience of a Retractable Tether to your Trike trunk door. The tethers easily mount to your trunk door and replace the stock support cords. When you open the trunk door, the tether smoothly deploys from the housing to support the door in the full open position. Then as you close the door, the device automatically coils the tether cord inside the housing to eliminate pinched cords. The attractive housing with Bar & Shield logo attaches to the existing mounting points. Sold in pairs.

53000237

Fits '11-later Tri Glide® models.



F. TOUR-PAK LOCK COVER – CHROME



F. TOUR-PAK LOCK COVER – GLOSS BLACK



G. RETRACTABLE TOUR-PAK LID TETHER



H. RETRACTABLE TRUNK DOOR TETHER

Not all products are available in all countries – please consult your dealer for details.

406 TOURING & TRIKE

Saddlebag Accessories

A. COLOR-MATCHED STRETCHED SADDLEBAG BOTTOMS* BOTTOMS*

Add the long low "slammed" look to your Touring bike without compromising the suspension travel and ride height. These Stretched Saddlebag Bottoms wrap around the exhaust to add visual length to the bike and hide the muffler bracket and hanger from view. The full-depth extended Saddlebag Bottoms add additional storage capacity and are manufactured of the same materials as the latest Original Equipment saddlebags for a glass-smooth painted surface. Available primed or factory-finished to match your Original Equipment painted finish. These Stretched Bottoms are pre-drilled to accept your existing saddlebag lids and latches. Simply attach the extended saddlebag bottom to your saddlebag lids with the included hardware and install on the bike like the original bags.

Fits '14-later Touring models with Color-Matched Hard Saddlebags.

90201107 Primed/Paintable.

90201078BYM Black Denim.

90201078DH Vivid Black.

See Matrix Color-Matched.

Fits '93-'13 Touring models with Color-Matched Hard Saddlebags.

92003-10BDK Primed/Paintable.

92003-10BYM Black Denim.

92003-10DH Vivid Black.

See page 844 for a complete list of available Color-Matched options.



A. COLOR-MATCHED STRETCHED SADDLEBAG BOTTOMS – '14-LATER MODELS
(SHOWN WITH SADDLEBAG LID SPOILERS)



A. COLOR-MATCHED STRETCHED SADDLEBAG BOTTOMS – '93-'13 MODELS
(SHOWN WITH SADDLEBAG LID SPOILERS)

*NOTE: Most custom paint sets and bodywork are painted specifically to order. Please contact your dealer for details of delivery times.

Not all products are available in all countries – please consult your dealer for details.

TOURING & TRIKE 407

Saddlebag Accessories



B. COLOR-MATCHED SADDLEBAG LID SPOILER KIT – '14-LATER MODELS

B. COLOR-MATCHED SADDLEBAG LID SPOILER KIT*

Aero styling and a practical addition to rear visibility. Color-matched Saddlebag Lid Spoilers equipped with bright fast-acting LED lamps that will get you noticed.

Fits '14-later Touring models with hard saddlebags. Installation requires separate purchase of Saddlebag Lid Spoiler Light Kit P/N 90200735 or 90200736.

57200087BDK Primed/Paintable.

57200087DH Vivid Black.

See Matrix Color-Matched.

Fits '93-'13 Touring models with Color-Matched Hard Saddlebags. Kit includes Red Lens LED lighting.

58606-99 Primed/Paintable.

58606-99DH Vivid Black.

Also available:

LED LIGHT KIT – SADDLEBAG SPOILERS

Custom fit to Saddlebag Lid Spoilers, these fast-acting LED Light Kits operate as a supplemental rear running light, brake light and turn signals. The bright, fast-acting red LED lamps get you noticed and the mounting position places the light above the traditional rear fender-mounted lamps and closer to the line-of-sight of following vehicles. Wiring is concealed for a clean, custom installation. Available with red or smoked lens.

Fits '14-later Touring models equipped with Saddlebag Spoiler Kit (sold in pairs).

90200735 Red Lens.

90200736 Smoked Lens.



B. COLOR-MATCHED SADDLEBAG LID SPOILER KIT – '93-'13 MODELS

C. COLOR-MATCHED TOUR-PAK™ SPOILER KIT*

The combination of contoured styling and the practicality of an integrated auxiliary LED running/brake light blend form and function into the Tour-Pak Spoiler.

Fits '14-later Touring models equipped with King or Chopped Tour-Pak Luggage. Installation requires separate purchase of Tour-Pak Lid Spoiler Light Kit P/N 53000238 or 53000239.

57200086BDK Primed/Paintable.

57200086DH Vivid Black.

See Matrix Color-Matched.

Fits '97-'13 Touring and Trike models with King, Chopped or Razor-Pak Tour-Pak Luggage. Spoiler may contact antennas on FLHTK models. Kit includes Red Lens LED lighting.

53149-99 Primed/Paintable.

53149-99DH Vivid Black.

Also available:

LED LIGHT KIT – TOUR-PAK SPOILERS

Custom fit to Tour-Pak Spoilers, these fast-acting LED Light Kits operate as a supplemental rear running light and brake light. The high mounting position places the light in the line-of-sight of following vehicles, and the bright, fast-acting red LED lamps get you noticed. Wiring is concealed for a clean, custom installation. Available with red or smoked lens.

Fits '14-later Touring models equipped with Tour-Pak Spoiler Kit. FLHX, FLHXS, FLTRX and FLTRXS models will require separate purchase of Wiring Harness P/N 69201157.

53000238 Red Lens.

53000239 Smoked Lens.



C. COLOR-MATCHED TOUR-PAK SPOILER KITS – '14-LATER MODELS

LED REPLACEMENT LIGHT KITS

Fits Color-Matched Tour-Pak Spoiler or Saddlebag Spoiler on '94-'13 models.

68160-99 Tour-Pak Spoiler.

68192-99 Saddlebag Spoiler.



C. COLOR-MATCHED TOUR-PAK SPOILER KITS – '97-'13 MODELS

See page 846 for a complete list of available Color-Matched options.

*NOTE: Most custom paint sets and bodywork are painted specifically to order. Please contact your dealer for details of delivery times.

Not all products are available in all countries – please consult your dealer for details.

408 TOURING & TRIKE

Saddlebag Lighting

A. ELECTRA GLO LED SADDLEBAG RUN/BRAKE/TURN LAMP*

Add functional lighting to the rear of your Touring bike. These running, directional and brake lights command the attention of following vehicles. The bright, fast-acting LED lamps glow red when the ignition is on, and intensify when the turn signals or brakes are activated. The lamps act as a supplement to the Tour-Pak™ Luggage mounted rear lighting. The lamps are housed in a low-profile frame that is contoured to hug the curve of the hard saddlebags. The self-adhesive lamps fit seamlessly beneath the saddlebag lid and add a stylish touch of color, even when the bike is parked. Complete kit includes left and right lamps, modulator and quick-disconnect wiring harness.

Fits '14-later FLHTCU, FLHTCUL, FLHTK, FLHTKL, FLTRU and '16-later FLHTKSE or FLTRUSE models.

- 67800241A** Chrome Housing/Red Lens.
- 67800242** Chrome Housing/Smoked Lens.
- 67800607** Black Housing/Red Lens.
- 67800604** Black Housing/Smoked Lens.

Fits '14-later FLHX, FLHXS, FLTRX and FLTRXS models. Does not fit Canadian models.

- 67800448A** Chrome Housing/Red Lens.
- 67800450A** Chrome Housing/Smoked Lens.
- 67800608** Black Housing/Red Lens.
- 67800605** Black Housing/Smoked Lens.

Fits '14-later FLHR models, '14-'15 FLHTKSE, '14 FLHRSE, and '15 FLTRUSE models. Also fits Canadian FLHX, FLHXS, FLTRX and FLTRXS models.

- 67800449A** Chrome Housing/Red Lens.
- 67800451A** Chrome Housing/Smoked Lens.
- 67800609** Black Housing/Red Lens.
- 67800606** Black Housing/Smoked Lens.



A. ELECTRA GLO LED SADDLEBAG RUN/BRAKE/TURN LAMP



A. ELECTRA GLO LED SADDLEBAG RUN/BRAKE/TURN LAMP – CHROME HOUSING/SMOKED LENS



A. ELECTRA GLO LED SADDLEBAG RUN/BRAKE/TURN LAMP – BLACK HOUSING/RED LENS



A. ELECTRA GLO LED SADDLEBAG RUN/BRAKE/TURN LAMP – BLACK HOUSING/SMOKED LENS



***WARNING:** Disconnecting your DOT required tail, brake and turn signal lighting could reduce your visibility to others and result in death or serious injury.

Not all products are available in all countries – please consult your dealer for details.

TOURING & TRIKE 409

Saddlebag Lighting



B. ELECTRA GLO SADDLEBAG SIDE MARKER LIGHT KIT – RED LENS

B. ELECTRA GLO SADDLEBAG SIDE MARKER LIGHT KIT

This wrap-around Side Marker Light Kit adds a splash of light to the lower edge of the color-matched saddlebags. Available in your choice of red or smoked lens, the bright band of LED lamps is housed in a mirror chrome frame that hugs the bottom of the saddlebag. The low-profile self-adhesive Electra Glo lamps can be installed on models equipped with standard-length saddlebags, and are compatible with optional saddlebag guard rails. Easy to install kit includes left and right lamp and quick-disconnect wiring harness.

Fits '14-later Touring models with hard saddlebags. Not compatible with CVO or other models equipped with Stretched Saddlebags. '14-later models require separate purchase of Electrical Harness Extension P/N 69200722. '17-later models require Electrical Harness Extension P/N 69201599.

6800082 Red Lens.

6800083 Smoked Lens.



B. ELECTRA GLO SADDLEBAG SIDE MARKER LIGHT KIT – SMOKED LENS

C. ELECTRA GLO STEALTH AUXILIARY LED RUN/BRAKE/TURN LAMPS*

Keep a low profile while drawing maximum attention. These covert lamps hug the bottom edge of the saddlebags, and provide a subtle band of red light beneath the bike when the ignition is on. To help grab the attention of following drivers, the fast-acting LED lamps increase in intensity when the brakes or turn signals are applied. Strong adhesive pads secure the water- and shock-proof housings to the bags, and the quick-release wiring harness connects to the bike's wiring without splicing. Kit includes left and right lamp and quick-disconnect wiring harness.

Fits '14-later Touring models with standard hard saddlebags. Does not fit models equipped with Original Equipment or accessory Stretched Saddlebags or with some 4.5" accessory mufflers.

67800554 Red Lens.

67800555 Smoked Lens.

Fits '93-'13 Touring models with standard hard saddlebags. Does not fit models equipped with Original Equipment or accessory Stretched Saddlebags.

67800574 Red Lens.

67800575 Smoked Lens.



B. ELECTRA GLO SADDLEBAG SIDE MARKER LIGHT KIT – RED AND SMOKED LENS



NEW

C. ELECTRA GLO STEALTH AUXILIARY LED RUN/BRAKE/TURN LAMP – ON



NEW

C. ELECTRA GLO STEALTH AUXILIARY LED RUN/BRAKE/TURN LAMP



***WARNING:** Disconnecting your DOT required tail, brake and turn signal lighting could reduce your visibility to others and result in death or serious injury.

Not all products are available in all countries – please consult your dealer for details.

410 TOURING & TRIKE

Saddlebag Guards

A. SADDLEBAG SUPPORT KIT

Complete the stripped-down look by eliminating the rear saddlebag guards. This kit replaces the Original Equipment loop saddlebag guard and support with an inconspicuous bolt-on bar that supports the saddlebag for a clean, custom appearance. Kit includes left and right support and all necessary mounting hardware.

90200981

Fits '14-later FLHR, FLHTCU, FLHTCUL, FLHTK, FLHTKL, FLHTKSE and FLTRU models. Stock on '14-later FLHRSE, FLHX, FLHXS, FLHXSE, FLTRUSE, FLTRX and FLTRXS models.

90881-09A

Fits '09-'13 Touring models (except FLHRC and FLHTCUSE). Stock on '09-'13 FLHX, FLHXSE, FLTR, FLTRU, FLTRX, FLTRXSE, '13 FLHRSE and '09 FLTRSE models. Does not fit with Saddlebag Filler Strip Kits.

46565-04

Fits '97-'08 Touring (except FLHRC) models. Stock on FLHRS, FLHX and '04-'08 FLTR models.



A. SADDLEBAG SUPPORT KIT ('14-LATER MODELS)

B. REAR SADDLEBAG GUARD AND SUPPORT KIT*

Add protection and style to your ride. Complete kit replaces the under-saddlebag support found on some Touring models with loop-style saddlebag guards for a traditional look. Featured as Original Equipment on many Touring models, these chrome-plated guards protect the leading edge of the saddlebag, and are shaped to accept Saddlebag Guard Bags (sold separately) for added storage. Kit includes saddlebag supports, left and right guards and all necessary mounting hardware.

90200787 Chrome.

Fits '14-later FLHRSE, FLHX, FLHXS, FLHXSE, FLTRUSE, FLTRX and FLTRXS models. Stock on '14-later FLHR, FLHRC, FLHTCU, FLHTCUL, FLHTK, FLHTKL, FLHTKSE and FLTRU models.

90200788 Gloss Black.

Fits '14-later FLHRSE, FLHX, FLHXS, FLHXSE, FLTRU, FLTRUSE, FLTRX and FLTRXS models.

49282-09B Chrome.

Fits '09-'13 FLHX, FLHXSE, FLTR, FLTRU, FLTRX, FLTRXSE, '13 FLHRSE and '09 FLTRSE models.

49291-07 Chrome.

Fits '04-'08 FLHRS, FLHX, FLTR and '05 FLHTCSE models.



A. SADDLEBAG SUPPORT KIT ('09-'13 MODELS)



B. REAR SADDLEBAG GUARD AND SUPPORT KIT – CHROME ('14-LATER MODELS)



B. REAR SADDLEBAG GUARD AND SUPPORT KIT – GLOSS BLACK '14-LATER MODELS



B. REAR SADDLEBAG GUARD AND SUPPORT KIT – CHROME '09-'13 MODELS



***WARNING:** These guards may provide limited leg and cosmetic vehicle protection under unique circumstances (fall over while stopped, very low speed slide). They are not made nor intended to provide protection from bodily injury in a collision with another vehicle or any other object.

Not all products are available in all countries – please consult your dealer for details.



**C. REAR SADDLEBAG GUARDS – GLOSS BLACK
(‘14-LATER MODELS)**



C. REAR SADDLEBAG GUARDS – GLOSS BLACK*

Add a sinister look to your ride. Designed to replace the Original Equipment chrome-plated guards featured on many Touring models, the blacked-out finish minimizes the look without a reduction in protection.

90200791

Fits '14-later FLHR, FLHRC, FLHTCU, FLHTCUL, FLHTK, FLHTKL, FLHTKSE and FLTRU models. Installation requires reuse of Original Equipment saddlebag supports.

49283-09

Fits '09-'13 Touring models. FLHX, FLTR, FLTRU, FLTRX, FLTRXSE, '13 FLHRSE, '10-'12 FLHXSE and '09 FLTRSE models require separate purchase of Saddlebag Supports P/N 49194-09A and 90781-09A, Nut P/N 7531 (Qty 2) and Antenna Mounting Bracket P/N 76516-09.

46548-03

Fits '97-'08 Touring models. ('04-'08 FLTR, FLHX and FLHRS models require the separate purchase of Saddlebag Supports P/N 49194-85 and 90781-93 and two P/N 3601 and 7686.)

D. COMFORT PROFILE REAR SADDLEBAG GUARD KIT*

The unique profile of these chrome-plated Rear Saddlebag Guards gives your passenger more leg room. A perfect replacement for the Original Equipment saddlebag guards.

49179-09

Fits '09-'13 Touring models (except FLHTC, FLHTCU and FLHTCUSE). '09-'13 FLHX, FLHXSE, FLTR, FLTRU, FLTRX and FLTRXSE, '13 FLHRSE and '09 FLTRSE models require separate purchase of Saddlebag Supports P/N 49194-09A and 90781-09A, Nut P/N 7531 (Qty 2) and Antenna Mounting Bracket P/N 76516-09. FLHRC models require separate purchase of reflectors P/N 59370-98 and 59371-98.

49087-01

Fits '97-'08 FLHR, FLTR, FLHX and FLHT models. FLHRCI models require separate purchase of Reflector P/N 59370-98 and 59371-98. '04-'08 FLTR, FLHX and FLHRS models require separate purchase of Saddlebag Supports P/N 49194-85 and 90781-93 and two each of P/N 3601 and 7686. (Will not fit Saddlebag Guard Bags.)



**C. REAR SADDLEBAG GUARDS – GLOSS BLACK
(‘09-'13 MODELS)**



D. COMFORT PROFILE REAR SADDLEBAG GUARD KIT



***WARNING:** These guards may provide limited leg and cosmetic vehicle protection under unique circumstances (fall over while stopped, very low speed slide). They are not made nor intended to provide protection from bodily injury in a collision with another vehicle or any other object.

412 TOURING & TRIKE

Saddlebag Rails

A. SADDLEBAG GUARD RAILS

Protect the sides and rear of your saddlebags from bumps and bruises. Saddlebag Guard Rails surround the lower portion of the bag, and add a traditional look to your Touring bike. The thick-walled chrome-plated tubing and the elegant cast mounts clamp securely to the Original Equipment saddlebag guards for a seamless look. The rails are pre-assembled to simplify installation, and the kit includes left and right rails and all required mounting hardware.

90200561

Fits '14-later Touring models (except FLHRC, FLHRSE, FLHX, FLHXS, FLHXSE, FLTRX, FLTRXS and FLTRUSE). FLHTKSE models require separate purchase of Slotted Saddlebag Filler Strips.

B. TWIN RAIL CHROME SADDLEBAG GUARD KIT

Kit comes with rear saddlebag guards, side rails, mounting hardware and instructions for easy installation.

90892-09

Fits '09-'13 FLHR, FLHT, FLHTK, FLTR and FLTRU models. Stock on '09-'13 FLHTC and FLHTCU models. FLTR and FLTRU models require separate purchase of Saddlebag Supports P/N 49194-09A, 90781-09A, Nut P/N 7531 (Qty 2) and Antenna Mounting Bracket P/N 76516-09.

91216-97

Fits '97-'08 FLHR, FLHT, '06-'08 FLHTCUSE and '98-'08 FLTR models. '04-'08 FLTR models require the separate purchase of Saddlebag Supports P/N 49194-85 and 90781-93, Nut P/N 7686 (Qty 2) and Screw P/N 3601 (Qty 2).

C. ELECTRA GLO KEYSTONE AUXILIARY LED RUN/BRAKE/TURN LAMPS*

Nestled in the fender strut opening, these Keystone LED lamps add stylish and practical lighting to the rear of the bike. The red LED lights emit a soft neon-like glow when the ignition is on and the center row of fast-acting LED lamps burn brightly when the brakes or turn signals are activated. And when the bike is parked, the dark lamps fill the gap between the fender and saddlebags for a clean, uncluttered look. The easy-to-install lamps are mounted in a sealed housing that slips into the opening, and are held in place with the saddlebag support hardware and an adhesive pad. Complete kit includes left and right lamps and a plug-and-play wiring harness.

67800589


Fits '14-later FLHTCU, FLHTCUL, FLHTK, FLHTKL and FLTRU models.



A. SADDLEBAG GUARD RAILS – '14-LATER MODELS



B. TWIN RAIL CHROME SADDLEBAG GUARD KIT – '09-'13 MODELS



C. ELECTRA GLO KEYSTONE AUXILIARY LED RUN/BRAKE/TURN LAMP – BRAKES APPLIED



C. ELECTRA GLO KEYSTONE AUXILIARY LED RUN/BRAKE/TURN LAMP



***WARNING:** Disconnecting your DOT required tail, brake and turn signal lighting could reduce your visibility to others and result in death or serious injury.

Not all products are available in all countries – please consult your dealer for details.

TOURING & TRIKE 413

Saddlebag Accessories



D. COLOR-MATCHED SADDLEBAG FILLER STRIP KIT – SOLID
'14-LATER MODEL



D. COLOR-MATCHED SADDLEBAG FILLER STRIP KIT – SLOTTED
'14-LATER MODEL



D. COLOR-MATCHED SADDLEBAG
FILLER STRIP KIT – SOLID
'09-'13 MODEL



E. CHROME SADDLEBAG
FILLER STRIP KIT – SLOTTED
'95-'08 MODELS

D. COLOR-MATCHED SADDLEBAG FILLER STRIP KITS

For those who seek perfection, these kits fill in the gaps between the fender and the rear of the saddlebags, hiding the saddlebag mounting bracket. Choose between primed, highly polished chrome or Color-Matched to your sheet metal and bags for a truly custom look.

Available to fit:

SOLID

Fits '14-later Touring (except Street Glide®, Road Glide® and CVO) models with hard saddlebags. Does not fit with accessory Saddlebag Guard Rails.

90201112 Primed.

90200873 Chrome.

90200872DH Vivid Black.

See Matrix Color-Matched.

SLOTTED

Fits '14-later Touring (except Street Glide, Road Glide and CVO) models with hard saddlebags and accessory Saddlebag Guard Rails.

90201113 Primed.

90200875 Chrome.

90200874DH Vivid Black.

See Matrix Color-Matched.

SOLID

Fits '09-'13 FLHR, FLHT and FLHTK models.

91614-10BE0 Primed.

91614-09DH Vivid Black.

See Matrix Color-Matched.

SOLID

Fits '93-'08 Electra Glide® (except FLHX), '94-'08 Road King® (except FLHRCI with rear docking kit and FLHRS) and '93 FLHS models. (Will not fit models equipped with Nostalgic and Triple Rail Saddlebag Guard Rails or chrome Saddlebag Guard Kit P/N 90839-93A, 91216-97; Electra Glo Light Rails; Leather Saddlebags P/N 90652-94A, 90843-93; or with Fender Rail P/N 91019-92A. Does not fit '98-'08 FLTR.)

45898-10BE0 Primed.

45898-98 Chrome.

45898-08DH Vivid Black.

E. CHROME SADDLEBAG FILLER STRIP KIT

45896-98 Slotted.

Fits '95-'08 Electra Glide (except FLHX), '94-'08 Road King (except FLHRS and FLHRSE) and '93 FLHS models equipped with Nostalgic Saddlebag Guard Rails P/N 90839-94. Also fits '98 FLHRCI with Nostalgic Saddlebag Guard Rails P/N 91265-98. (Will not fit models equipped with Leather Saddlebags P/N 90652-94A, 90843-93 or Fender Rail P/N 91019-92A. Will not fit '98-'08 FLHRCI with H-D® Detachables™ Docking Kit or '98-'08 FLTR.)

See page 843 for a complete list of available Color-Matched options.

Not all products are available in all countries – please consult your dealer for details.

414 TOURING & TRIKE

Saddlebag Lid Rails

A. TOURING SADDLEBAG LID RAILS

Protect your saddlebag lids from scratches and boot marks. Elegant welded rails are formed of high-quality tubing, and are beautifully polished and chrome plated to a mirror-like finish. The rails are shaped to wrap down the front of the saddlebag lid, and are designed to accept model-specific medallions (sold separately) for a custom touch. The three-point mount simplifies installation, and the complete kit includes left and right rails, and mounting hardware.

90200876 Chrome.

Fits '14-later Touring models with Color-Matched Hard Saddlebags. Does not fit FLHXSE or models with saddlebag lid speakers or Passenger Armrest Kit P/N 52400073.

90200737 Chrome.

Fits '93-'13 Touring models with Color-Matched Hard Saddlebags. Does not fit models with leather covered bags or models equipped with Saddlebag Wing Tips P/N 53826-00B or models equipped with Saddlebag Speaker Kit P/N 76000202.



A. TOURING SADDLEBAG LID RAILS – CHROME

B. AIR WING SADDLEBAG LID RAIL KIT

The low-profile aerodynamic styling of the Air Wing Saddlebag Lid Rail enhances the look and protects the lid of your Color-Matched Hard Saddlebags. Available in mirror chrome or gloss black finish, the rails cascade down the front of the saddlebag to protect the paint from a misplaced boot heel, and the die-cast wing design at the rear complements the style of the Air Wing Luggage Rack. Kit includes all necessary mounting hardware. For added visibility, add the available Air Wing Light Kit (sold separately).

Fits '14-later Touring models with Color-Matched Hard Saddlebags. Does not fit FLHXSE or models with saddlebag lid speakers or Passenger Armrest Kit P/N 52400073.

90200792 Chrome.

90200793 Gloss Black.

Fits '93-'13 Touring models with Color-Matched Hard Saddlebags. Does not fit models with leather covered bags or models equipped with Saddlebag Wing Tips P/N 53826-00B or models equipped with Saddlebag Speaker Kit P/N 76000202.

88299-09 Chrome.



B. AIR WING SADDLEBAG LID RAIL KIT – CHROME

C. AIR WING RAIL LED LIGHT KIT*

Custom fit to the Air Wing Rails, this fast-acting LED Light Kit operates as a supplemental rear running light and brake light. The high and outside mounting position places the lights in the line-of-sight of following vehicles, and the bright, fast-acting LED lamps get you noticed. Wiring is concealed inside the rack tubes for a clean, custom installation.

Fits '14-later Touring models equipped with Air Wing Saddlebag Rails P/N 90200792 or 90200793.

68000115 Red.

68000114 Smoked.

Fits '93-'13 Touring models equipped with the Air Wing Saddlebag Lid Rails P/N 88299-09, 90200391 and '09-'13 Trike models equipped with Air Wing Trike Fender Rails P/N 61400058.

68286-10 Smoked.

68388-10 Red.



B. AIR WING SADDLEBAG LID RAIL KIT – GLOSS BLACK



C. AIR WING RAIL LED LIGHT KIT



***WARNING:** Disconnecting your DOT required tail, brake and turn signal lighting could reduce your visibility to others and result in death or serious injury.

Not all products are available in all countries – please consult your dealer for details.

TOURING & TRIKE 415

Saddlebag Lid Rails



D. SADDLEBAG LID RAIL MEDALLION – LIMITED

D. SADDLEBAG LID RAIL MEDALLION – LIMITED

Personalize your ride. Mirror chrome medallions fit between the forward-facing portions of the Touring Saddlebag Lid Rails or the Air Wing Saddlebag Lid Rails for a custom look. Model-specific script is deeply carved into the surface, and filled with a rich black finish for immediate identification. Chrome-plated installation bracket and stainless steel hardware mount from the back side for a clean, uncluttered look. Kit includes left and right medallion and all mounting hardware.

90200951

Fits '14-later Touring models equipped with Premium Saddlebag Lid Rails P/N 90200876 or Air Wing Saddlebag Lid Rails P/N 90200792 or 90200793.

E. AIR WING FENDER RAIL FOR TRIKE – CHROME

The low-profile aerodynamic shape of the Air Wing Fender Rail enhances the look and protects the surface of your Trike's rear fenders. The mirror chrome rails follow the sleek contours of the fenders, and the slim rails and die-cast rear wings complement the available Air Wing Tour-Pak™ Luggage Rack. Kit includes left and right rail and all necessary mounting hardware.

61400058

Fits '09-later FLHTCUTG models. Does not fit with Trike Fender Bra P/N 57892-11.

Also available:

AIR WING RAIL LED LIGHT KIT*

Custom fit to the Air Wing Rails, this fast-acting LED Light Kit operates as a supplemental rear running light and brake light. The high and outside mounting position places the lights in the line-of-sight of following vehicles, and the bright, fast-acting LED lamps get you noticed. Wiring is concealed inside the rack tubes for a clean, custom installation.

Fits '93-'13 Touring models equipped with the Air Wing Saddlebag Lid Rails P/N 88299-09, 90200391 and '09-'13 Trike models equipped with Air Wing Trike Fender Rails P/N 61400058.

68286-10 Smoked.

68388-10 Red.



E. AIR WING FENDER RAIL FOR TRIKE – CHROME



E. AIR WING FENDER RAIL FOR TRIKE – CHROME



E. AIR WING FENDER RAIL FOR TRIKE (SHOWN WITH AIR WING LIGHT KIT)



***WARNING:** Disconnecting your DOT required tail, brake and turn signal lighting could reduce your visibility to others and result in death or serious injury.

Not all products are available in all countries – please consult your dealer for details.

416 TOURING & TRIKE

Saddlebag Accessories

A. BILLET SADDLEBAG HINGE COVER KIT – EDGE CUT

Dress your saddlebags in style. Edge Cut Saddlebag Hinge Covers feature a rich black finish that is machined to expose the highlights of raw aluminum. The contrasting cut-back look makes a powerful visual statement, and works great with both traditional and contemporary customizing styles. These covers replace the Original Equipment covers, but retain the stock hinges and locks for easy installation. Kit includes left and right covers, mounting hardware and saddlebag-mounted red reflectors.

90200915

Fits '14-later Touring (except FLHRC) models equipped with hard saddlebags. HDI models require separate purchase of amber Reflector P/N 59289-92 and 59290-92.

90200421

Fits '93-'13 Touring models equipped with hard saddlebags. HDI models require separate purchase of Reflector P/N 59289-92 and 59290-92.



A. BILLET SADDLEBAG HINGE COVER KIT –
EDGE CUT
(90200915 SHOWN)



A. BILLET SADDLEBAG HINGE COVER KIT –
EDGE CUT
(90200421 SHOWN)

B. BILLET SADDLEBAG HINGE COVER KIT – CHROME GROOVED

This sweep of chrome will set the tone for a very special Touring custom. Manufactured from billet aluminum, this polished and plated cover replaces the Original Equipment saddlebag hinge for a striking look. The grooved "ball-milled" design and curved leading and trailing edge add a feeling of forward motion, even while parked on Main Street. Kit includes chrome-plated mounting hardware and red saddlebag-mounted reflectors.

90201084

Fits '14-later Touring (except FLHRC) models equipped with hard saddlebags. HDI models require separate purchase of amber Reflector P/N 59289-92 and 59290-92.

90645-03A

Fits '93-'13 Touring models equipped with hard saddlebags. HDI models require separate purchase of Reflector P/N 59289-92 and 59290-92.



B. BILLET SADDLEBAG HINGE COVER KIT –
CHROME GROOVED
(90201084 SHOWN)



B. BILLET SADDLEBAG HINGE COVER KIT –
CHROME GROOVED
(90645-03A SHOWN)

C. SADDLEBAG LATCH AND HINGE KIT – GLOSS BLACK

Gloss Black Saddlebag Hinge Covers and finger-operated Latches are an easy way to give your Touring bike a unique monochrome look. These latches add a dark custom touch to the motorcycles's profile, and complement almost any paint combination. Easy to install with Original Equipment hardware and reflectors.

90200914 Latch Lever and Hinge Cover Kit.

Fits '14-later Touring models (except FLHXSE) equipped with hard saddlebags.

90201052 Latch Lever only.

Fits '14-later Touring models (except FLHXSE) equipped with hard saddlebags.



C. SADDLEBAG LATCH AND HINGE KIT – GLOSS BLACK



C. SADDLEBAG LATCH AND HINGE KIT – GLOSS BLACK

TOURING & TRIKE 417

Saddlebag Accessories



D. SADDLEBAG LATCH PLATE – VIVID BLACK



E. ROAD KING SADDLEBAG LOCK SET

D. SADDLEBAG LATCH PLATE

Saddlebag Latch Plates are an easy way to give your Touring bike a unique monochrome look. Available in Vivid Black or Primed finish, these latches add a splash of color to the motorcycle profile. Easy to install with Original Equipment hardware.

Fits '93-'13 Touring models equipped with Color-Matched Hard Saddlebags. HDI models require separate purchase of Reflectors P/N 59289-92 and 59290-92.

90853-06DH Vivid Black – Right Side.

90857-06DH Vivid Black – Left Side.

E. ROAD KING® SADDLEBAG LOCK SET

Add theft deterrence to your Road King Classic saddlebags. Special order keyed-to-match lock set available. Contact your Dealer with your vehicle key code. Kit includes two keys.

46316-04

Fits '98-later Road King Classic models.

46287-04

Fits '04-'07 Road King Custom models.

F. ROAD KING CLASSIC SADDLEBAG KIT

The perfect combination of style and function. These traditional leather-look saddlebags are a direct replacement for the Color-Matched Hard Saddlebags featured on the Road King model and their installation transforms the look of your ride. The bags are formed from a vinyl-covered composite to hold its shape and feature embossed leather accents, a Road King Classic medallion and easy-open quick-release clips hidden behind traditional leather strap and chrome buckle closures. Kit includes left and right bags and reflectors.

90201079

Fits '14-later Road King models.

G. SADDLEBAG EXTENSION KIT

Give your saddlebags the "tail dragger" look. Originally featured on the '09 CVO Road Glide® model, these extensions visually stretch the saddlebags and wrap around the exhaust for a true "low rider" look. Manufactured from the same durable ABS material as the Original Equipment saddlebags, these primed extensions are ready to paint and attach to the saddlebag bottoms. No filler or re-painting of the Original Equipment bag is necessary. Finish the look with available Color-Matched Saddlebag Filler Strips (sold separately).

90999-09

Fits '04-'13 Touring models equipped with Color-Matched Hard Saddlebags.



F. ROAD KING CLASSIC SADDLEBAG KIT



G. SADDLEBAG EXTENSION KIT

Not all products are available in all countries – please consult your dealer for details.

418 TOURING & TRIKE

Tour-Pak™ Luggage

A. TOUR-PAK LUGGAGE AND SADDLEBAG INTERIOR LIGHT KIT

Don't be left in the dark. This bright convenience lamp kit turns nighttime into day when you open your Tour-Pak Luggage or saddlebag. A brilliant white LED light pod mounts inside the Tour-Pak Luggage to illuminate the interior and the two available LED light pods mount to the bottom of the Tour-Pak Luggage to cast light inside the open saddlebags. Each LED light pod features a soft-touch micro switch for ease of activation and a 5-minute auto shutoff timer to prevent battery drain.

3-Light Tour-Pak & Saddlebag Light Kit

68000151

Fits '14-later Touring models equipped with rigid or detachable King Tour-Pak Luggage.

54331-04A

Fits '93-'13 Touring models equipped with rigid or detachable King or Chopped Tour-Pak Luggage.

1-Light Tour-Pak Light Kit

68000152

Fits '14-later Touring models equipped with rigid or detachable King Tour-Pak Luggage.

54332-04B

Fits '93-'13 Touring models equipped with rigid or detachable King or Chopped Tour-Pak Luggage.

69200289

Fits '09-'13 Trike models equipped with a King Tour-Pak.

2-Light Saddlebag Light Expansion Kit

68000153

Fits '14-later Touring models equipped with King Tour-Pak and Tour-Pak Interior Light Kit P/N 68000151.

1-Light Saddlebag Light Expansion Kit

54333-04A

Fits '93-'13 Touring models equipped with King or Chopped Tour-Pak Luggage and Tour-Pak Interior Light Kit P/N 54331-04A.

B. TRUNK INTERIOR LIGHT KIT

Don't be left in the dark. This bright convenience lamp kit turns nighttime into day when you open your Trike's trunk. Two brilliant white LED light pods mount inside the trunk to illuminate the interior and the included contact switch turns the light on and off when you open and close the door. A 5-minute auto shut-off timer prevents battery drain. Kit includes wiring harness and installation hardware.

83946-11 Fits '09-later FLHTCUTG models.



A. TOUR-PAK LUGGAGE AND SADDLEBAG INTERIOR LIGHT KIT – '14-LATER MODELS




A. TOUR-PAK LUGGAGE AND SADDLEBAG INTERIOR LIGHT KIT (68000151 SHOWN)



A. TOUR-PAK LUGGAGE AND SADDLEBAG INTERIOR LIGHT KIT (54331-04A SHOWN)



A. TOUR-PAK INTERIOR LIGHT KIT – TRIKE



B. TRUNK INTERIOR LIGHT KIT

Not all products are available in all countries – please consult your dealer for details.

TOURING & TRIKE 419

Luggage Accessories



**C. PREMIUM TOUR-PAK LUGGAGE FITTED LINING – KING ULTRA
'93-'13 MODELS**



C. PREMIUM TOUR-PAK™ LUGGAGE FITTED LINING

Line your Touring bike's luggage to protect your belongings and reduce noise and rattles on the road. Soft-touch felt-finish liner is formed to the interior for a perfect fit. Molded base and sides maximize the interior room, and one-piece design allows easy removal for cleaning and maintenance.

53000323 King Tour-Pak Luggage.
Fits '14-later Touring and Tri Glide® models equipped with King Tour-Pak Luggage.

53301-06 King Ultra Tour-Pak Luggage.
Fits '93-'13 Touring (except FLHTK and '10-later CVO) and Trike models equipped with King Tour-Pak Luggage with incandescent wrap-around Tail Lamp Kit. Does not fit with Tour-Pak bottom tub mounted accessories.

53302-07 King Classic Tour-Pak Luggage.
Fits '93-'13 Touring and Trike models equipped with King Tour-Pak Luggage without incandescent wrap-around Tail Lamp Kit. Does not fit with Tour-Pak bottom tub mounted accessories.

53000322 Chopped Tour-Pak Luggage.
Fits '14-later Touring and Tri Glide models equipped with Chopped Tour-Pak Luggage. Does not fit with Tour-Pak bottom tub mounted accessories.

53285-06 Chopped Tour-Pak Luggage.
Fits '13-earlier Touring and Trike models equipped with Chopped Tour-Pak Luggage. Does not fit with Tour-Pak bottom tub mounted accessories.



**C. PREMIUM TOUR-PAK LUGGAGE FITTED
LINING – KING
'14-LATER MODELS**



**C. PREMIUM TOUR-PAK LUGGAGE FITTED
LINING – CHOPPED
'14-LATER MODELS**

D. PREMIUM FITTED SADDLEBAG LINING

Protect your belongings and reduce noise and rattles on the road. Premium soft-touch felt-finish liner is formed to the hard saddlebag interior for a perfect fit. Molded base and sides maximize the interior room, and one-piece design allows easy removal for cleaning and maintenance.

90200918
Fits '14-later Touring models equipped with Color-Matched Hard Saddlebags. Does not fit Police model saddlebags.

92189-06
Fits '93-'13 Touring models equipped with Original Equipment Color-Matched Hard Saddlebags. Does not fit Police model saddlebags.



**C. PREMIUM TOUR-PAK LUGGAGE FITTED LINING – CHOPPED
'13-EARLIER MODELS**



**D. PREMIUM FITTED SADDLEBAG LINING –
'14-LATER MODELS**



**D. PREMIUM FITTED SADDLEBAG LINING –
'93-'13 MODELS**

*Not all products are available in all countries –
please consult your dealer for details.*

420 TOURING & TRIKE

Luggage Accessories

A. TOUR-PAK™ LID FITTED LINING WITH ORGANIZER – PREMIUM BLACK

Equip the Tour-Pak lid to protect and store your belongings. This Premium Lid Lining features a soft-touch black felt finish to reduce noise, and a convenient series of storage pouches that provide easy access to all your essentials. Four flap pouches, and one mesh and one clear pocket provide plenty of storage and a great way to keep keys, cell phones, glasses, and papers handy. Hook-and-loop fasteners secure the one-piece formed lining to the lid, and allow easy removal for cleaning and maintenance.

53000392

Fits '14-later Touring and Tri Glide® models equipped with King or Chopped Tour-Pak Luggage.



A. TOUR-PAK LID FITTED LINING WITH ORGANIZER – PREMIUM BLACK

B. TOUR-PAK LID FITTED LINING WITH ORGANIZER – GRAY

Add practical storage to your Tour-Pak Luggage. This Lid Lining features a convenient six pocket organizer to keep smaller items conveniently at hand, and is shaped to fit the contours of the Tour-Pak lid for a finished look. The organizer features 4 enclosed pouches, 1 mesh pouch and 1 clear mobile-device pouch. The soft gray finish is the perfect match for the Original Equipment Tour-Pak bottom liner, and the hook-and-loop fasteners permit easy removal for cleaning.

53000302

Fits '14-later Touring and Tri Glide models equipped with King or Chopped Tour-Pak Luggage.



B. TOUR-PAK LID ORGANIZER/LINER – GRAY

C. TOUR-PAK LID ORGANIZER

A true innovation in storage convenience and efficiency, this ingenious lid organizer helps keep smaller items conveniently located under your Tour-Pak lid for easy access. The organizer features five different-sized nylon-meshed pockets, as well as two flaps for additional storage. A great way to keep keys, cell phones, glasses, and papers handy.

53249-01B

Fits '93-'13 Touring and Trike models equipped with a King, Ultra, Chopped or Razor-Pak Tour-Pak. Does not fit '08-later CVO Ultra models with Power Locks, or models equipped with Tour-Pak Spoiler Kit P/N 53149-series, Tour-Pak Light P/N 54302-98A, Mini Tour-Pak Lid Rack P/N 53100-96 or Contoured Tour-Pak Luggage Rack P/N 79148-06A.



C. TOUR-PAK LID ORGANIZER – TOUR-PAK

D. SADDLEBAG LID ORGANIZER

Convenient storage underneath the saddlebag lids with four easy access compartments for small items. Styled to match the Tour-Pak Lid Organizer, these easy-to-install accessories include an embroidered Harley-Davidson® script. Sold in pairs.

53548-02A Hard Saddlebags.

Fits '93-'13 Touring models equipped with Color-Matched Hard Saddlebags. Does not fit with hard saddlebags on Police models, saddlebag lid rails and saddlebag lid trim kits.

54008-04 Leather Saddlebags.

Fits Touring models equipped with FLHRC saddlebags.



D. SADDLEBAG LID ORGANIZER – HARD SADDLEBAGS

D. SADDLEBAG LID ORGANIZER – LEATHER SADDLEBAGS

TOURING & TRIKE 421

Luggage Accessories



E. TOUR-PAK WALL ORGANIZER – '14-LATER MODELS



E. TOUR-PAK™ WALL ORGANIZER

Convenient storage system wraps the interior walls of your King Tour-Pak Luggage for easy access to keys, cell phones, maps, and gloves. The organizer features a variety of mesh and enclosed pockets, sized perfectly to keep small items close at hand. Easily installed with included hook-and-loop tabs.

53000303

Fits '14-later Touring and Tri Glide® models (except CVO) equipped with King Tour-Pak Luggage.

54014-05

Fits '93-'13 Touring and Trike models equipped with Ultra or King Tour-Pak Luggage. Does not fit with Chopped or Razor-Pak Tour-Pak.



E. TOUR-PAK WALL ORGANIZER – '93-'13 MODELS



F. SADDLEBAG WALL ORGANIZER

Convenient storage system equips the interior wall of your Color-Matched Saddlebags for easy access to keys, cell phones, maps, and gloves. The organizer features a combination of mesh and enclosed pouches and pockets that are sized for safe, rattle-free packing. The organizer features a rigid backing that easily attaches to the wall of the saddlebag with the Original Equipment quick-release saddlebag fasteners. Kit includes left- and right-hand organizer.

90200882

Fits '14-later Touring models equipped with Color-Matched Hard Saddlebags. Does not fit with Boom! Audio Saddlebag Speaker Kit P/N 76000489.

88232-06

Fits '93-'13 Touring models equipped with Hard Saddlebags.

G. TRUNK DOOR ORGANIZER

For on-the-road storage and efficiency, this ingenious organizer helps keep smaller items conveniently located on your trunk door for easy access. The easy-to-install self-adhesive organizer features two large nylon-mesh pockets with hook-and-loop-secured flaps that offer quick access to keys, cell phones, glasses, gloves, and maps. Organizer features an embossed Harley-Davidson® script logo. Add the matching Tour-Pak Lid Organizer P/N 53249-01B inside the Tour-Pak Luggage for maximum organization.

93300001

Fits '09-later FLHTCUTG models.



F. SADDLEBAG WALL ORGANIZER – ('14-LATER MODELS SHOWN)



G. TRUNK DOOR ORGANIZER



Not all products are available in all countries – please consult your dealer for details.

422 TOURING & TRIKE

Luggage Accessories

A. PREMIUM TRAVEL-PAKS

This collection of fitted luggage provides convenient storage for your next long ride. The bags are manufactured of water resistant ballistic nylon that matches the premium luggage collection. The exterior features comfortable carrying handles, heavy-duty glove-friendly zippers, a zippered pocket, D-rings for optional carrying straps. The padded interior features a variety of convenient storage pockets and plenty of open storage. Saddlebag right-hand bag features an internal padded laptop pocket and plenty of smart storage spaces.

93300072 King Tour-Pak™ Luggage.

Fits '93-later Touring and Trike models equipped with King Tour-Pak Luggage.

93300071 Chopped Tour-Pak Luggage.

Fits '93-later Touring and Trike models equipped with Chopped Tour-Pak Luggage.

93300070 Hard Saddlebags.

Fits '93-later Touring models equipped with Hard Saddlebags. Sold in pairs.



A. PREMIUM TRAVEL-PAK – KING TOUR-PAK

B. TRAVEL-PAKS

Simplify packing and unpacking your motorcycle. These well-constructed, water-resistant bags are designed to fit perfectly into Touring model luggage systems. The soft sides conform to the interior of the luggage to help use every available inch of space. Styled with a Bar & Shield® logo, they feature heavy-duty zippers and convenient carrying handles.

53605-97 King Tour-Pak Luggage.

Fits '93-later Touring and Trike models equipped with King and Ultra Tour-Pak Luggage.

91783-96 Chopped Tour-Pak Luggage.

Fits '97-later Touring and Trike models equipped with Chopped Tour-Pak Luggage.

91885-97A Hard Saddlebags.

Fits '93-later Touring models equipped with Color-Matched Hard Saddlebags and '09-later VRSCF models equipped with Rigid Saddlebags P/N 91172-09. Sold in pairs.

53621-98 Leather Tour-Pak Luggage.

Fits '96-'13 XL, Softail® and Touring models equipped with Leather Tour-Pak Luggage.

91887-98 Leather Saddlebags.

Fits '98-later FLHRC and FLHRS models. Sold in pairs.



A. PREMIUM TRAVEL-PAK – CHOPPED TOUR-PAK



A. PREMIUM TRAVEL-PAK – HARD SADDLEBAGS



B. TRAVEL-PAK – KING TOUR-PAK



B. TRAVEL-PAK – HARD SADDLEBAGS



B. TRAVEL-PAK – LEATHER TOUR-PAK



B. TRAVEL-PAK – LEATHER SADDLEBAGS

TOURING & TRIKE 423

Luggage Accessories



C. TRIKE SADDLEBAGS



C. TRIKE SADDLEBAGS

Add additional storage at your fingertips. These vinyl-wrapped rigid side bags are a perfect match to either the Original Equipment or accessory seats and are contoured to fit comfortably under the passenger's legs. Featuring an easy-to-grip chrome-plated Bar & Shield® finger pull, the forward-opening bags snap shut with a strong magnetic closure. The interior can accommodate 2 soda cans or water bottles side by side and is the ideal spot for sunscreen, glasses and your cell phone. Luggage capacity: 700 cubic inches total.

84031-11

Fits '09-later FLHTCUTG models.

D. TRUNK TRAVEL-PAKS

These well-constructed, ballistic nylon bags are designed to fit perfectly into the rear or top-load trunk of the Harley-Davidson® Trike models. Styled to compliment the Premium Luggage Collection, the twin bags feature white piping and a reflective Bar & Shield logo. The bags feature glove-friendly zippered access to the main compartment and convenient outer pouches. Comfortable carrying straps make transportation a breeze. Sold in pairs.

53000431

Fits '09-later Trike models.



D. TRUNK TRAVEL-PAKS



D. TRUNK TRAVEL-PAKS

E. SADDLEBAG COOLER

Keep beverages and snacks cold right in your saddlebag on those hot summer rides. This zippered bag is fully lined and insulated, and fits the full length of your saddlebag.

90200991

Fits '93-later Touring models equipped with Color-Matched Hard Saddlebags.



D. TRUNK TRAVEL-PAKS



E. SADDLEBAG COOLER



Not all products are available in all countries – please consult your dealer for details.

424 TOURING & TRIKE

Luggage Accessories

A. SADDLEBAG GUARD BAG WITH WATER BOTTLE HOLDER

Convenient on-the-go storage. Sturdy synthetic leather bags snap to the saddlebag guards for easy access. The storage compartment features a hook-and-loop outer flap and a zippered inner closure to store sunglasses, wallets and cell phones, and the adjoining sleeve securely grips a removable water bottle to help keep you hydrated on the road.

Bar & Shield® Logo

Fits '93-later Touring models equipped with Saddlebag Guards.

93300060 Right Side.

93300061 Left Side.

Road King® Classic Concho

Fits '93-'13 Touring models equipped with saddlebag guard rails. Does not fit Comfort Profile Guard Rails.

92137-05 Left Side.

92136-05 Right Side.

B. SADDLEBAG GUARD BAG

Keep your essentials close at hand. Bags are constructed of sturdy synthetic leather, with hook-and-loop flap covers and a dual zippered opening that provides easy access to the interior. A separate internal zippered soft pouch is perfect for storing smaller items or sunglasses. Synthetic leather bags snap tightly to the saddlebag guard.

Bar & Shield Logo

Fits '93-later Touring models equipped with Saddlebag Guards.

93300062 Right Side.

93300063 Left Side.



A. SADDLEBAG GUARD BAG WITH WATER BOTTLE HOLDER – BAR & SHIELD LOGO



A. BAG WITH WATER BOTTLE HOLDER – ROAD KING CLASSIC CONCHO



B. SADDLEBAG GUARD BAG – BAR & SHIELD LOGO

Not all products are available in all countries – please consult your dealer for details.

TOURING & TRIKE 425

Paint Protection



C. SADDLEBAG LID BRA
(90200992 SHOWN)



C. SADDLEBAG LID BRA
(57805-03A SHOWN)

C. SADDLEBAG LID BRA

Protect your saddlebags from boot scuffs, stone chips and road debris. These custom-fit Saddlebag Lid Bras are made with non-abrasive, fleece-backed vinyl material and feature small Bar & Shield® logos. Easy to install with hook-and-loop tabs. Kit includes left and right side Lid Bras.

90200992

Fits '14-later Touring models with Color-Matched Hard Saddlebags. Does not fit with Saddlebag Lid Rails, Saddlebag Lid Spoilers or Saddlebag Lid Speakers.

57805-03A

Fits '93-'13 Touring models equipped with Color-Matched Hard Saddlebags. Does not fit with Police Model Hard Saddlebags, Saddlebag Lid Rails, Saddlebag Lid Spoilers, or Saddlebag Wing Tips.

D. TANK BRA

Manufactured from non-abrasive, fleece-backed vinyl, this Tank Bra for your Touring model features an embroidered Bar & Shield logo. It protects your fuel tank from belt buckle and key scratches and nicks from road debris. Designed for easy installation and a custom fit without tank or seat removal.

62063-01

Fits '97-later Touring and Trike models.

E. TRIKE REAR FENDER BRA

Protect your Trike's rear fenders from boot scuffs and road debris. These rich black Fender Bras are constructed of non-abrasive fleece-backed smooth vinyl, and are simple to install. Featuring a prominent embossed Bar & Shield logo, these Bras are styled to coordinate with the matching Fairing Bra P/N 57800-00.

57892-11

Fits '09-later FLHTCUTG. Not for use with Chrome Fender Trim Kit P/N 83812-09. Does not fit '17-later Canada FLHTCUTG.

F. TRIKE SCUFF GUARDS

Guard against heel marks and stone chips on the leading edges of the rear fender and body of your Trike model. These heavy-duty molded rubber pads are shaped to match the contour of the body, and are easy to install with the pre-applied adhesive. The ribbed surface pattern mirrors the Original Equipment footboard inserts, and offers a clean, smooth-flowing look between the footboards and body.

Fits '09-later FLHTCUTG.

83968-10 Body Scuff Guards.

83976-10 Fender Scuff Guards.



D. TANK BRA



E. TRIKE REAR FENDER BRA



F. TRIKE SCUFF GUARDS — BODY & FENDER



F. TRIKE SCUFF GUARDS — FENDER



F. TRIKE SCUFF GUARDS — BODY

Not all products are available in all countries – please consult your dealer for details.

426 TOURING & TRIKE

Paint Protection

TRANSPARENT PAINT GUARD KITS

This transparent skin is designed to protect your paint from bugs, boot scuffs and road debris. The crystal-clear material protects the paint without changing the overall look of your bike. And the optical properties of the material disguise minor scuffs and scratches. The application process is similar to that of tinted window film and the material can be removed and replaced when it is no longer cosmetically appealing. Scratches to paint can be expensive to repair but scratches to this film can be removed by applying a small amount of heat with a heat gun.

A. SADDLEBAGS – LID

11100098

Fits '14-later Touring models with Color-Matched Hard Saddlebags. Does not fit models with leather-covered bags, or Boom! Audio Speaker Lids. Not recommended for use on denim or aftermarket paint.

11100028A

Fits '93-'13 Touring models with Color-Matched Hard Saddlebags. Does not fit models with leather-covered bags. Do not use with denim or aftermarket paint.

B. SADDLEBAGS – FRONT

11100097

Fits '14-later Touring models with Color-Matched Hard Saddlebags. Does not fit models with leather-covered bags. Not recommended for use on denim or aftermarket paint.

11100082

Fits '93-'13 Touring models with Color-Matched Hard Saddlebags. Not recommended for use on denim or aftermarket paint.

C. TOURING SIDE COVERS

11100078

Fits '97-later Touring models. Not recommended for use on denim or aftermarket paint.

D. FRONT FENDER

11100080

Fits FLD, most FL Softail® (except Springer®), Touring, FLHTCUTG models. Not recommended for use on denim or aftermarket paint.

E. FAIRING LOWERS

11100086

Fits '83-'13 Touring (except '98-'09 FLTR) and Trike equipped with Vented Fairing Lower. Not recommended for use on denim or aftermarket paint.



A. TRANSPARENT PAINT GUARD KITS, SADDLEBAGS – LID



A. TRANSPARENT PAINT GUARD KITS, SADDLEBAGS – LID '93-'13 MODELS



A. TRANSPARENT PAINT GUARD KITS, SADDLEBAGS – LID '14-LATER MODELS



B. TRANSPARENT PAINT GUARD KITS, SADDLEBAGS – FRONT



C. TRANSPARENT PAINT GUARD KITS – TOURING SIDE COVERS



D. TRANSPARENT PAINT GUARD KITS – FRONT FENDER



E. TRANSPARENT PAINT GUARD KITS – FAIRING LOWERS

TOURING & TRIKE 427

Paint Protection



**F. TRANSPARENT PAINT GUARD KIT
(83989-10A SHOWN)**



**F. TRANSPARENT PAINT GUARD KIT
(11100125 SHOWN)**

F. TRANSPARENT PAINT GUARD KIT – TRIKE

This transparent skin is designed to protect parts of the Trike bodywork from boot scuffs and road debris. The crystal-clear material protects the area surrounding the passenger foot-board and are pre-cut to fit the leading and inner surface of the rear fender, the fascia panel of the trunk and the side covers. Scratches in the material can be "healed" by applying a small amount of heat with a heat gun. The application process is similar to that of tinted window film and the material can be removed and replaced when it is no longer cosmetically appealing.

83989-10A

Fits '09-later FLHTCUTG models. Not recommended for use on denim or aftermarket paint.

11100125

Fits '15-later FLRT models. Not recommended for use on denim or aftermarket paint.

G. FAIRING BRA – BATWING FAIRING

Offering a custom look and protection from the elements for your fairing, this Fairing Bra is made with non-abrasive, fleece-backed vinyl material and features a Bar & Shield® logo. It is designed for easy installation and a custom fit.

57000307

Fits '14-later Electra Glide®, Street Glide®, Ultra Limited and Tri Glide® models.

57800-00

Fits '96-'13 Electra Glide, Street Glide and Trike models. Requires separate purchase of Chrome Windshield Trim P/N 59213-96.



**G. FAIRING BRA – BAT WING FAIRING
(57000307 SHOWN)**



**G. FAIRING BRA – BAT WING FAIRING
(57800-00 SHOWN)**

Not all products are available in all countries – please consult your dealer for details.

428 TOURING & TRIKE

Electrical Accessories

AUXILIARY POWER PORTS

Power your cell phone, GPS, portable music player or tire inflator from this handy 12-volt power port. The conventional style power outlet accepts most 12V automotive power adapter plugs, and features a pop-top cover to protect the port while not in use.

A. AUXILIARY POWER PORT – TOUR-PAK™ MOUNT

Easy access power port mounts to the wall of the Tour-Pak Luggage, allowing you to recharge music players and cell phones in a secure locked location.

69200826

Fits '14-later FLHTCU, FLHTCUL, FLTRU and FLHTCUTG models. Original Equipment on FLHTK and FLHTKL.

91671-10

Fits '06-'13 FLHTC and FLTRU, '96-'13 FLHTCU and '09-'13 FLHTCUTG models. Also fits '06-'13 Touring models with accessory King Tour-Pak Luggage and '98-'13 Touring models with Tour-Pak mounted rear speaker pods. Not for use with Accessory Fitted Liners or Premier Liner.



A. AUXILIARY POWER PORT – TOUR-PAK MOUNT

B. AUXILIARY POWER PORT – SADDLEBAG MOUNT

This convenient power port mounts to the inside wall of the saddlebag, allowing you to charge cell phones and music players in an out-of-site location. Power port features a quick-disconnect plug for use with detachable saddlebags.

69200091

Fits models equipped with 12-volt battery. Does not fit XG or VRSC™ models, throw-over style saddlebags or swingarm bags. Not for use with accessory Fitted Liners or Premier Liner. Requires separate purchase of Battery Charging Harness P/N 94624-97B, if not already equipped.



B. AUXILIARY POWER PORT – SADDLEBAG MOUNT

C. AUXILIARY POWER PORT – SIDE PANEL MOUNT

Designed to fit into the leading edge of the Touring model's removable side cover, this port provides easy access for 12V plug-in accessories.

69201099

Fits '14-later Touring and Trike models. '17-later models require separate purchase of Electrical Connection Kit P/N 69201599.

91843-97

Fits '94-'13 Touring and Trike models.



C. AUXILIARY POWER PORT – SIDE-PANEL MOUNT

D. AUXILIARY POWER PORT – HORN MOUNT

This fuse-protected power port is conveniently located in an easily accessible location just off the horn mount bracket.

69201136

Fits EFI equipped models equipped with a side-mount horn (except XG).



D. AUXILIARY POWER PORT – HORN MOUNT

TOURING & TRIKE 429

Electrical Accessories



E. AUXILIARY POWER PORT – HANDLEBAR MOUNT, CHROME



E. AUXILIARY POWER PORT – HANDLEBAR MOUNT

Power your cell phone, GPS, portable music player or tire inflator from this handy 12-volt power port. The elegant cast housing features a conventional style power outlet that accepts most 12V automotive power adapter plugs and a pop-top cover to protect the port while not in use.

Fits '15-later XG, '14-later XL, '12-later Dyna®, '11-later Softail®, '14-later Road King® and models with either 1" or 7/8" diameter handlebars. '17-later Road King requires separate purchase of Electrical Connection Kit P/N 69201599.

69200971 Chrome.

69200970 Black.

Fits '12-later Dyna, '11-later Softail and '14-later Road King models with 1-1/4" diameter handlebars. '17-later Road King requires separate purchase of Electrical Connection Kit P/N 69201599.

69200855 Chrome.

69200854 Black.



E. AUXILIARY POWER PORT – HANDLEBAR MOUNT, BLACK



F. CIGARETTE LIGHTER AND SOCKET KIT

Need a light? This complete kit is designed as a direct replacement for stock fairing mounted 12V accessory outlet. Kit includes heat-resistant fairing mounted receptacle, short knob pop out lighter with weather skirt and wire connectors. Not intended to be used as an accessory power outlet.

69200605

Fits '14-later Touring and Tri Glide® models equipped with fairing mounted 12V accessory outlet.

G. USB CHARGING ADAPTOR

Charge your cell phone, MP3 players, and other hand-held devices while on the road. Compact Adaptor plugs into standard or accessory 12-volt power ports, and provides a standard USB-style outlet that accepts many phone and music player power cords.

69200357

For use with Original Equipment or accessory 12V Auxiliary Power Port.



F. CIGARETTE LIGHTER AND SOCKET KIT



G. USB CHARGING ADAPTOR



Not all products are available in all countries – please consult your dealer for details.

430 TOURING & TRIKE

Electrical Accessories

A. 54-AMP HIGH OUTPUT CHARGING SYSTEM

The Harley-Davidson® High Output Charging System is engineered to provide 30% more power than the stock system at idle. With 54 amps of output at 4000 rpm, accessories will operate at their peak performance – no more dimming lights, reduced audio performance or under-performing heated gear. This is a recommended installation anytime a multi-amp audio system is installed on the vehicle in order to achieve the full capability of your audio system. It is also recommended when installing heated seats, heated gear and other higher draw powered accessories.

Stock on select CVO Touring models, the complete kit includes high performance rotor, stator, voltage regulator and all gaskets and hardware required for installation.

29900028A

Fits '11-'16 Touring, '10-'16 CVO Touring and '09-'16 Trike models. Stock on '14-'16 FLHTKSE, FLHXSE and FLTRUSE.

B. 45-AMP CHARGING SYSTEM FOR ELECTRA GLIDE® MODELS

Standard equipment on H-D® Touring-style Police motorcycles, this high-output charging system knows how to work for a living. Add more electronics – including lights – on your Electra Glide model without worrying about whether you've got the juice to back it up.

29999-97B Fits '99-'05 FLHT models.

C. 32-AMP HIGH-OUTPUT ALTERNATOR KIT

Stock on all '89-later carbureted 1340 models. 50% increase in amperage for the heavily accessorized motorcycle.

29985-87

Fits '84-'88 FLT, FLHT, and FXR (wet clutch) models. (Will not fit '84-'88 Softail®.) Stock on all '89-'95 and some '96-'97 Evolution™ 1340-equipped models.



A. 54-AMP HIGH OUTPUT CHARGING SYSTEM



B. 45-AMP CHARGING SYSTEM FOR ELECTRA GLIDE MODELS



C. 32-AMP HIGH-OUTPUT ALTERNATOR KIT

TOURING & TRIKE 431

Electrical Accessories



D. AUXILIARY POWER SWITCH KIT – FAIRING MOUNT (71400129 SHOWN)



D. AUXILIARY POWER SWITCH KIT – FAIRING MOUNT

Styled to match the Original Equipment fairing dash panel switches. These Auxiliary Power switches allow you to control additional fog lamps, auxiliary lighting, heated gear or electrical accessories with the touch of a finger. Kit includes two auxiliary switches, wire harnesses and installation hardware.

71400129

Fits '17-later Electra Glide®, Street Glide®, Road Glide®, Ultra Limited and Tri Glide® models. Does not fit CVO models.

71400106

Fits '14-'16 Electra Glide, Ultra Limited, Road Glide Ultra and Tri Glide models.

71400105

Fits '14-'16 Road Glide, Street Glide and Ultra Limited models. Includes dash switch assembly mount.



D. AUXILIARY POWER SWITCH KIT – FAIRING MOUNT (71400105 SHOWN)



E. ELECTRICAL CONNECTION UPDATE KIT – TOURING

Harness plugs into accessory connector to provide 12-volt power leads. Required to install Heated Grips, XM Radio, Cruiser Amp & Speaker Systems, zūmo® GPS, Digital Oil Pressure Gauge, Garage Door Opener Kits, Heated Seats, decorative lighting or other electrical accessories.

69201599

Fits '17-later Touring and Trike models.

69200722

Fits '14-'16 Touring and Trike models.

F. SWITCHED CIRCUIT ADAPTER HARNESS

This harness allows two accessories to be connected to the switched accessory circuit featured on '94-later Touring models. You then may switch two accessories on or off simultaneously as required.

70264-94A

Fits '94-later Touring and Trike models. Required on '14-later Touring and Trike models when connecting multiple powered accessories using Electrical Connection Kit P/N 69200722, 71400129, or 69201599.

69201706

Fits '17-later Touring and Trike models. Required when connecting the CoolFlow Fan and another powered accessory using Electrical Connection Kit P/N 69201599.

Also available:

ELECTRICAL ACCESSORY ADAPTER

Harness accommodates the addition of multiple electrical accessories to the main battery power circuit on specified models.

70270-04A


Fits '07-later VRSC™, '04-'13 XL and XR, '04-'11 Dyna®, '04-'10 Softail® and '04-'13 Touring models. Also fits '14-later Touring and Trike models when equipped with a third or fourth pair of Boom! Audio Stage II speakers.



E. ELECTRICAL CONNECTION UPDATE KIT – TOURING (69201599 SHOWN)



E. ELECTRICAL CONNECTION UPDATE KIT – TOURING (69200722 SHOWN)



F. SWITCHED CIRCUIT ADAPTER HARNESS & ELECTRICAL ACCESSORY ADAPTER

Not all products are available in all countries – please consult your dealer for details.

FINDING THE RIGHT FIT

The relationship between the seat, the handlebar and the foot controls has an enormous impact on the comfort, control, and confidence you feel when riding your motorcycle. Once you've picked the bike, it's time to choose the options that match your ride to your personal dimensions.



SUSPENSION

Adjusting your motorcycle's ride height by raising or lowering the suspension is often the first step in fitting the bike to your stature. Being sure-footed at a stop can really increase your sense of confidence.

ESTABLISH YOUR POSITION



HANDLEBARS

Where the bar positions your arms, hands and wrists directly impacts how you feel on the motorcycle. Choose a bar that falls easily to hand, and does not pull you out of the seat when maneuvering.



SEATS

Seat height and shape impact rider comfort, fit and confidence. Where the seat positions you relative to the foot controls, hand controls and the ground plays a major role in the quality of your ride.



FOOT CONTROLS

Repositioning your feet can relieve muscle tension, take pressure off the tailbone and reduce fatigue. The correct riding position can add hours of comfort and hundreds of miles to your daily saddle time.

| 2017 | SUSPENSION | SEATS | HANDLEBARS | FOOT SUPPORTS |
|--|--|---|---|---|
| FLHR FLHRC | Premium Ride Low Shocks | Badlander™ & Low Profile Seats Reach™ Seats Tallboy™ Seat Sundowner Seat Harley® Hammock Seat Signature Series Seat Road Zeppelin™ Seat | Fat 12" or 16" Ape Bar Road King® Fat Bar Reach Bar Tallboy Bar Heritage Style Bar | Adjustable Highway Pegs Extended Shift Levers Extended Reach Footboards Extended Length Footboards |
| FLHX FLHXS FLHTCU FLHTK FLHTKL | Premium Ride Low Shocks (Low suspension is stock on FLHTKL) | Badlander & Low Profile Seats Reach Seats Tallboy Seat Sundowner Seat Harley Hammock Seat Signature Series Seat Road Zeppelin Seat | Electra Glide® Bar Reach Bar Tallboy Bar Mini-Ape Bar Batwing Chizeled Handlebar | Adjustable Highway Pegs Extended Shift Levers Extended Reach Footboards Extended Length Footboards |
| FLTRX FLTRXS | Premium Ride Low Shocks (Low rear shocks are stock on FLTRX and FLTRXS) | Badlander & Low Profile Seats Reach Seats Tallboy Seat Sundowner Seat Harley Hammock Seat Signature Series Seat Road Zeppelin Seat | Tallboy Bar Fat Ape Bar Road Glide Chizeled Handlebar Road Glide Chizeled Lo Handlebar | Adjustable Highway Pegs Extended Shift Levers Extended Reach Footboards Extended Length Footboards |
| FLTRU | Premium Ride Low Shocks | Badlander & Low Profile Seats Reach Seats Tallboy Seat Sundowner Seat Harley Hammock Seat Signature Series Seat Road Zeppelin Seat | Tallboy Bar Fat Ape Bar Road Glide Chizeled Handlebar | Adjustable Highway Pegs Extended Shift Levers Extended Reach Footboards Extended Length Footboards |
| FLRT (Freewheeler®) | - | Reach Seat Sundowner Seat Tallboy Seat | Hollywood Bar Tallboy Bar | Adjustable Highway Pegs Extended Shift Levers Extended Reach Footboards |
| FLHTCUTG (Tri Glide®) | - | Reach Seat Tallboy Seat Sundowner Seat Harley Hammock Seat | Batwing Mini-Ape Reach Bar Tallboy Bar Batwing Chizeled Handlebar | Adjustable Highway Pegs Extended Shift Levers Extended Reach Footboards |

Not all products are available in all countries – please consult your dealer for details.

TOURING & TRIKE 433

Suspension



A. PREMIUM RIDE SINGLE CARTRIDGE FORK KIT

A. PREMIUM RIDE SINGLE CARTRIDGE FORK KIT^{1,2}

This Cartridge Fork Kit converts the standard Original Equipment front suspension into a high-performance suspension with superior ride quality. The Cartridge Fork Kit complements the Premium Ride Hand-Adjustable Rear Shocks (Low-Profile and Standard-Height) by providing a balanced suspension system capable of delivering superior ride characteristics. The front fork kit improves resistance to front brake dive, improves cornering and enhances bottoming control. A perfect addition during the installation of chrome or gloss black lower fork sliders, the kit includes fork pipes, cartridges, fork bolts, main springs and oil seals. Available in Standard Ride Height and Low Ride Height versions.

45500158 Standard-Height.
Fits '14-'16 Touring models. Does not fit Trike models.

45500157 Low-Profile.
Fits '14-'16 Touring models. Does not fit Trike models. Stock on '15-'16 FLHTCUL and FLHTKL models. Must only be installed on vehicles equipped with lowered rear shocks.

B. PREMIUM RIDE DOUBLE CARTRIDGE FORK KIT¹

This Double Cartridge Fork Kit converts the standard Original Equipment front suspension into a high-performance suspension with superior ride quality. The Double Cartridge Fork Kit complements the Premium Ride Hand-Adjustable Rear Shocks (Low-Profile and Standard-Height) by providing a balanced suspension system capable of delivering superior ride characteristics. The front fork kit improves resistance to front brake dive, improves cornering and enhances bottoming control. A perfect addition during the installation of chrome or gloss black lower fork sliders, the kit includes fork pipes, cartridges, fork bolts, main springs and oil seals.

45500106 Standard-Height.
Fits '09-'13 Touring models. Does not fit Trike models.

C. PROFILE™ LOW TOURING FRONT LOWERING KIT^{1,2}

Place the rider's feet firmly on the ground. This kit utilizes components designed to provide a 1.0" decrease in ride height.

54564-09
Fits '09-'13 Touring models (except FLHR, FLHRC, FLHRSE, FLHXSE, FLTRSE and FLTRXSE models). Does not fit Trike models. Must only be installed on vehicles equipped with Profile Low Touring Shocks P/N 54635-09 or Premium Ride Low Shocks P/N 54000091. Can be installed on FLHX and FLTRX models with Original Equipment rear shocks.

46875-09
Fits '09-'13 Road King® models. Must only be installed on vehicles equipped with Profile Low Touring Shocks P/N 54635-09.

54628-06
Fits '06-'08 Touring models (except Road King). Must only be installed on vehicles equipped with Profile Low Touring Shocks P/N 54631-02B. Can be installed on FLHX models with Original Equipment rear shocks.



B. PREMIUM RIDE DOUBLE CARTRIDGE FORK KIT



C. PROFILE LOW TOURING FRONT LOWERING KIT (46875-09 SHOWN)



¹WARNING: Installation of any accessory suspension components may affect cornering clearance and jiffy stand operation. This could distract the rider, causing loss of control and death or serious injury.



²WARNING: The Profile Low Front Spring Kit cannot be used independently and must be used with the appropriate Profile Rear Shock Lowering Kit. Installation of any accessory suspension components may affect cornering clearance and jiffy stand operation. This could distract the rider, causing loss of control and death or serious injury.

Not all products are available in all countries – please consult your dealer for details.

434 TOURING & TRIKE

Suspension

A. PREMIUM RIDE HAND-ADJUSTABLE TOURING SHOCKS*

Experience the ultimate in superior ride quality with these Premium Touring Shocks. These shocks utilize a single tube, nitrogen charged emulsion design. The design offers enhanced compression and rebound damping compared to the Original Equipment-style air adjustable shocks. This provides a controlled yet plush ride with much less bottoming. Larger chambers (40mm diameter pistons and 14mm rods) allow these shocks to react more quickly to impacts. This keeps the tires tracking while minimizing harshness transmitted through the frame. A simple knob behind the left saddlebag allows the rider to conveniently modify the spring preload via a hydraulic adjuster. Available in Standard Ride Height and Low Ride Height versions.

54000008 Standard-Height.

Fits '09-'16 Touring models (except models equipped with lowered front ends).

54000091 Low-Profile.

Fits '09-later Touring models. Does not lower '09-later FLHX, FLTRX, and '09 FLTRSE models. Stock on FLHTCUL, FLHTKL, FLHXS, FLTRXS, '13 FLHRSE, '10-'12 FLHXSE, '15-later FLHXSE, and '12-'13 FLTRXSE models.



A. PREMIUM RIDE HAND-ADJUSTABLE TOURING SHOCKS



A. PREMIUM RIDE HAND-ADJUSTABLE TOURING SHOCKS



***WARNING:** Installation of any accessory suspension components may affect cornering clearance and jiffy stand operation. This could distract the rider, causing loss of control and death or serious injury.

Not all products are available in all countries – please consult your dealer for details.

TOURING & TRIKE 435

Suspension

B. PROFILE™ LOW TOURING AIR SHOCKS*

Lower the seat height of your Touring model without compromising the ride. The Profile Low Touring Shocks have been re-valved for a comfortable ride while lowering the seat height by up to .75". The kit maintains the air adjustability feature of the stock shocks.

54635-09

Fits '09-'16 Touring models. Does not lower '09-'16 FLHX, FLXS, FLTRX, FLTRXS, FLHTCUL, FLHTKL, FLHRSE, FLTRSE and FLTRXSE models. Does not fit Trike models.

54631-02B

Fits '97-'08 Touring models (except '07-'08 FLHRSE). Does not lower FLHRS or FLHX models.



B. PROFILE LOW TOURING AIR SHOCKS

TOURING SUSPENSION AIR PUMPS

This pump was designed to allow safe and simple adjustment of the front and rear air suspension on Touring motorcycles. Unlike a bicycle pump or a fuel station air hose, the hand-operated pump with controllable "micro bleed" valve allows precise adjustment to air volume, and the "no loss" air connector maintains shock pressure when the fitting is removed. The swivel air hose simplifies valve stem attachment.

C. ANALOG TOURING SUSPENSION AIR PUMP

Aluminum housing is compact, lightweight, and durable, and fits easily into your bag for "on-the-road" adjustments. The high-quality 0-60 psi gauge ensures accurate air pressure.

54630-03A

For use with Touring air suspension components.

D. DIGITAL TOURING SUSPENSION AIR PUMP

Display units can easily be changed between PSI and KPa. The LCD readout operates on a long-lasting, replaceable lithium coin-type battery (CR2032 3V, P/N 66000107).

54000033

For use with Touring air suspension components.



C. ANALOG TOURING SUSPENSION AIR PUMP



D. DIGITAL TOURING SUSPENSION AIR PUMP



***WARNING:** Installation of any accessory suspension components may affect cornering clearance and jiffy stand operation. This could distract the rider, causing loss of control and death or serious injury.

Not all products are available in all countries – please consult your dealer for details.

436 TOURING & TRIKE

Foot Controls

A. BILLET STYLE BRAKE LEVER – EXTENDED REACH

Ride tall in the saddle. This billet style Brake Lever features a 1.0" longer arm than the Original Equipment brake lever, allowing tall riders to stretch their legs and straighten their knees for added comfort and control. The additional room also provides riders with large boot sizes ample room to move and reposition their feet on the footboard. Styled to complement our billet style mirror stems, these Billet Style Brake Levers are forged, machined and polished for a beautiful, custom look. When combined with the available Extended Reach Shift Lever, long-limbed riders can straighten their legs and ride in comfort. Brake pedal pads sold separately.

41600012 Chrome.

Fits '08-'13 Touring models (except FLHTCU, FLHTK, FLTRU and models equipped with fairing lowers).

42638-03 Chrome.

Fits '97-'07 Touring models.

B. BILLET STYLE REAR BRAKE LEVER

Styled to complement our billet style mirror stems and shift levers, these Billet Style Rear Brake Levers are forged from billet aluminum, then machined and polished for a beautiful, custom look. Available in your choice of finishes. Lever matches the length of the Original Equipment brake lever. Brake pedal pads sold separately.

Fits '14-later Touring and Trike models.

41600082 Chrome.

41600079 Edge Cut.

41600208 Satin Black.

Fits '08-'13 Touring and Trike models.

42638-08A Chrome.

40091-10 Edge Cut.

46883-09 Satin Black.

C. AIRFLOW COLLECTION REAR BRAKE LEVER

Forged from billet aluminum, this mirror chrome brake lever makes its own custom statement. Featuring a deep groove that runs the length of the arm, the swept shape of the lever adds a strong visual element to the bike's profile. Designed to match the Airflow collection, this lever complements your contemporary or classic styling direction. Airflow lever matches the Original Equipment length to maintain the factory riding position. Brake pedal pads sold separately.

41600146

Fits '14-later Touring and Trike models.



A. EXTENDED BRAKE LEVER –
COMPARISON TO STOCK LENGTH



A. BILLET STYLE BRAKE LEVER –
EXTENDED REACH



B. BILLET STYLE REAR BRAKE LEVER –
CHROME



B. BILLET STYLE REAR BRAKE LEVER –
EDGE CUT



B. BILLET STYLE REAR BRAKE LEVER –
SATIN BLACK



C. AIRFLOW COLLECTION REAR BRAKE LEVER

TOURING & TRIKE 437

Foot Controls



**D. EXTENDED HEEL/TOE SHIFT LEVER –
COMPARISON TO STOCK**



**D. BILLET STYLE HEEL/TOE SHIFT LEVER –
EXTENDED REACH**



**E. BILLET STYLE HEEL/TOE SHIFT LEVER –
STANDARD LENGTH, CHROME**



**E. BILLET STYLE HEEL/TOE SHIFT LEVER –
STANDARD LENGTH, EDGE CUT**



**E. BILLET STYLE HEEL/TOE SHIFT LEVER –
STANDARD LENGTH, SATIN BLACK**



**F. AIRFLOW COLLECTION HEEL/TOE
SHIFT LEVER**

D. BILLET STYLE HEEL/TOE SHIFT LEVER – EXTENDED REACH

Stretch out in style. Both the heel and toe sections of this Shift Lever are 1.0" longer than traditional levers, separating the distance between the heel/toe shift by 2.0" total. This added space provides a comfortable riding position for a tall rider, and allows a rider with a large boot extra room to move. Styled to complement our billet style mirror stems, these Billet Style Shift Levers are forged, machined and polished for a beautiful, custom look. When combined with the available Extended Reach Brake Lever, long-limbed riders can straighten their legs and ride in comfort. Kit includes a front and rear lever and mounting hardware.

33600001 Chrome.
Fits '86-later FL Softail®, '88-later Touring and '08-later Trike models.

E. BILLET STYLE HEEL/TOE SHIFT LEVER – STANDARD LENGTH

Styled to complement our billet style mirror stems, these Billet Style Shift Levers are forged from 7075-T6 aluminum, then machined and polished for a beautiful, custom look. Available in your choice of mirror chrome, satin black powder coat, or edge cut black anodized and machined aluminum finishes. Kit includes a front and rear lever and chrome hardware.

Fits '86-later FL Softail, '88-later Touring and '08-later Trike models.

34535-00B Chrome.

34045-10 Edge Cut.

34023-08 Satin Black.

F. AIRFLOW COLLECTION HEEL/TOE SHIFT LEVER

Styled to complement the Airflow Collection, this forged billet aluminum shift lever adds a custom touch to your bike. The mirror chrome lever features a deep groove that catches light and draws your eye. The separate front and rear levers can be easily adjusted for convenient shifting, and the extended-length rear lever provides additional space for larger boots. Kit includes a front and rear lever and mounting hardware. Lever accepts stock or accessory shifter pegs.

33600076
Fits '86-later FL Softail (except FXSE), '88-later Touring and '08-later Trike models.

438 TOURING & TRIKE

Foot Controls

A. FOLDING HEEL SHIFTER

Give your left foot a little extra room. The Folding Heel Shifter permits the rider to move the rear shift peg out of the way when on the open road, while retaining heel/toe shift functionality around town. Positive detent holds the peg in the selected position, and can be adjusted while riding. Easy to install, the replacement rear lever is chrome-plated, and shaped to match the Original Equipment toe shift lever. Lever accepts stock or accessory shifter peg.

33876-07

Fits '86-later FL Softail®, '88-later Touring and '08-later Trike models.

B. HEEL/TOE SHIFTER SHAFT COVER

Conceal the splined end of the shifter shaft when you remove the heel shift lever. The easy-to-install chrome-plated aluminum billet cap is held in place with a flush Allen® screw for a clean look.

35471-05

Fits '82-later FL Softail, Touring and Trike models equipped with heel/toe shift levers. Installation requires removal of heel shift lever.



A. FOLDING HEEL SHIFTER –
RETRACTED POSITION



B. HEEL/TOE SHIFTER SHAFT COVER

C. SHIFTER SHAFT LEVER – GLOSS BLACK

The perfect companion to black or edge-cut heel and toe shift levers and shift linkages, this Gloss Black Shifter Shaft Lever creates an uninterrupted blacked-out look from the front of the engine to the rear. Manufactured from Original Equipment components, this lever is an exact replacement for the factory-installed chrome plated part.

33900186

Fits '93-'16 Touring and Trike models.

D. JIFFY STAND AND MOUNT KIT – GLOSS BLACK


With this beautiful gloss black jiffy stand kit, your Dark Custom Touring model won't just stand on its own – it will stand out. Using the Original Equipment jiffy stand and mount to ensure quality and fitment, these pieces are finished in rich gloss black to blend into the frame and help disguise this very visual component on the vehicle. Installation reuses Original Equipment spring and hardware.

50000122

Fits '07-'16 Touring models (except FLHTCUL and FLHTKL).



C. SHIFTER SHAFT LEVER – GLOSS BLACK



D. JIFFY STAND AND MOUNT KIT – GLOSS BLACK

TOURING & TRIKE 439

Foot Controls



E. CUSTOM GEAR SHIFT LINKAGE – SLOTTED – BLACK ANODIZED

E. CUSTOM GEAR SHIFT LINKAGES

Kick your custom into gear with this collection of high-quality Custom Shift Linkages. Available in a variety of designs to match your bike's style, these aluminum linkages feature aircraft-quality rod ends for easy adjustment and smooth operation. The easy-to-install linkage kit includes a transmission lever cover and decorative acorn nuts and bolts for a complete custom look.

Fits '86-later Softail®, Touring and Trike models. (Does not fit '97-'99 FLSTS or models equipped with Softail Extended Reach Forward Controls.)

1. 34018-08 Slotted – Black Anodized.

2. 34850-09 Skull.

3. 33840-09 Flame.

4. 33801-09 Harley-Davidson® Script.

5. 33760-09 Slotted with Bar & Shield® Logo.

6. 33814-98A Round.

F. GEAR SHIFT LINKAGE COVERS

A simple and inexpensive way to detail your Touring bike. These easy-to-install chrome-plated covers conceal the stock gear shifter linkage for a brilliant finish. Kit includes all necessary mounting hardware.

Fits '99-'16 Touring and Trike models with stock gear shift linkage.

1. 46303-01 Harley-Davidson Script.

2. 46305-01 Engraved Harley-Davidson.



E. CUSTOM GEAR SHIFT LINKAGES



F. GEAR SHIFT LINKAGE COVERS

Not all products are available in all countries – please consult your dealer for details.

440 TOURING & TRIKE

Foot Controls

A. EXTENDED REACH RIDER FOOTBOARD PANS

This kit extends the rider footboard forward of the stock location by one inch, providing the tall rider a comfortable riding position. When paired with Extended Reach Brake and Shift Levers, these pans allow riders with large boot sizes ample room to reposition their feet during a long ride. Available in traditional D-shape or Swept Wing design. Extended Reach footboard pans accept Original Equipment or accessory rider footboard inserts. The kit includes left and right footboard pans.

Fits '02-later Touring (except FLHTCUL and FLHTKL) and Trike models. Also fits '97-'01 Touring models equipped with Extended Reach Billet Style Brake Lever P/N 42638-03.

50409-04 Traditional Shape.


54145-10 Swept Wing.

B. EXTENDED LENGTH RIDER RUNNING BOARDS


Stretching your legs and moving your feet during a long ride relieves muscle tension and reduces rider fatigue. At 4.0" longer (1.0" in front, 3.0" in back) and .5" wider than the Original Equipment rider footboards, these ergonomically friendly running boards provide plenty of space for riders to reposition their feet for maximum comfort. When used in conjunction with available Extended Brake and Shift Levers, the long legged rider will have even more room to stretch out on long rides. The easy-to-install kit includes left and right footboard pans with vibration-isolated inserts that are styled to complement the Crested Bar & Shield® controls collection, or most other chrome and rubber collections.

50500158

Fits '00-later FL Softail® (except FLS, FLSS, FLSTFB, FLSTFBS, FLSTN, FLSTNSE, FLSTSE and FXSE or Softail models with Profile™ Low Suspension). Also fits '00-later Touring (except FLHTCUL, FLHTCUL TC and FLHTKL) and '09-'13 Trike models. Not for use with Jiffy Stand Kit P/N 50000091 or Jiffy Stand Extension Kit P/N 50233-00, 50000008 and 50000023.



A. EXTENDED REACH RIDER FOOTBOARD PANS – TRADITIONAL SHAPE



A. EXTENDED REACH RIDER FOOTBOARD PANS – SWEEP WING



B. EXTENDED LENGTH RIDER RUNNING BOARDS

TOURING & TRIKE 441

Foot Controls



C. BLACK RIDER FOOTBOARD PANS – TRADITIONAL SHAPE



C. BLACK RIDER FOOTBOARD PANS – SWEEP WING SHAPE



D. STREAMLINER RIDER FOOTBOARD KIT



E. JIFFY STAND EXTENSION



F. RIDER FOOTBOARD HEEL GUARD



F. RIDER FOOTBOARD HEEL GUARD

C. BLACK RIDER FOOTBOARD PANS

Complete the blacked-out transformation. Replace the Original Equipment chrome footboard pans with sinister gloss black. Kit includes both the right and left pan, and is installed using the Original Equipment hardware and insert pad. Custom footboard inserts are sold separately.

Fits '12-later FLD and '86-later FL Softail® (except FLS, FLSS, FLSTFB and FLSTFBS), Touring (except FLHTCUL, FLHTCUL TC and FLHTKL) and Trike models.

51322-08 Traditional Shape.

51060-08 Swept Wing Shape.

D. STREAMLINER RIDER FOOTBOARD KIT

Add the sleek sweeping footboard design from the Street Glide® model to your Touring bike. Kit includes vibration-isolation footboard pads with three chrome bands, and the complete chrome-plated pans that easily bolt in place of the Original Equipment footboards.

50631-04

Fits '12-later FLD, '86-later FL Softail (except FLS, FLSS, FLSTFB and FLSTFBS), Touring (except FLHTCUL and FLHTKL) and Trike models.

E. JIFFY STAND EXTENSION

Jiffy Stand Extension Kits have been ergonomically designed to simplify the deployment and retraction of the jiffy stand. The extension is shaped to simplify locating the tab with your boot, and aid in swinging the jiffy stand into position. The move feels natural, and adds confidence when parking your motorcycle in a tight spot. Kit mounts to Original Equipment jiffy stand, and includes all required mounting hardware.

50000023

Fits '91-later Touring models. Does not fit model quipped with Defiance footboards, Burst footboards, or Rider Running Boards P/N 50500158

F. RIDER FOOTBOARD HEEL GUARD

Avoid damaged boots and hours of cleaning melted rubber scuff marks from your exhaust shield. This Heel Guard mounts to the right-side rider footboard and protects your boot from contact with the hot exhaust shield. The subtle curved shape keeps the boot heel away without restricting fore-and-aft movement of the rider's foot. Kit includes chrome guard with cutaway Bar & Shield logo® and all mounting hardware.

50500225

Fits '12-'16 FLD, '86-later FL Softail, '86-later Touring and '09-later Trike models equipped with Traditional and Swept Wing footboards. Does not fit models equipped with Half-Moon, Tapered, Airflow, Defiance or Burst footboards, Extended Reach Rider Footboards P/N 50409-04 or 54145-10, Rider Running Boards P/N 50500158 or Screamin' Eagle® Fat Exhaust Shields.

442 TOURING & TRIKE

Foot Controls

A. REAR MASTER CYLINDER COVER – CHROME

An easy way to add chrome to your bike is with this chrome-plated version of the stock master cylinder cover.

46463-08

Fits '08-later Touring models. Does not fit Trike models.

46425-05A

Fits '06-later Dyna® non-ABS models, Softail® and '05-'07 Touring models.

45149-99C

Fit '00-'05 Softail and '99-'04 Touring models.

B. REAR MASTER CYLINDER KIT – CHROME

Dress your foot controls in brilliant chrome. This kit replaces the black painted rear master cylinder with a polished and plated version, manufactured from Original Equipment components for proper fit and function. The kit includes the mirror-finish master cylinder body, matching chrome master cylinder cover and polished cover hardware.

41777-05A

Fits '06-later Softail and '05-'07 Touring models.

41775-04B

Fits '00-'05 Softail and '99-'04 Touring models.

C. LOWER BELT GUARD COVER – CHROME

Dress your lower belt guard in chrome. This polished and chrome-plated metal guard is formed to fit over the Original Equipment belt guard for easy installation.

60408-09

Fits '07-later Touring models.



A. REAR MASTER CYLINDER COVER – CHROME



B. REAR MASTER CYLINDER KIT – CHROME



C. LOWER BELT GUARD COVER – CHROME

TOURING & TRIKE 443

Passenger Footboards



D. PASSENGER MINI FOOTBOARD MOUNT KIT



D. PASSENGER MINI FOOTBOARD MOUNT KIT

This mount kit permits replacement of the Original Equipment passenger footboards with footpegs or mini footboards, and moves the passenger's foot rearward and inward to give the rider more space between the rider footboard and the passenger foot support. The new position clears the path for your feet to ease walking the bike in and out of parking spaces. When folded, the pegs are tighter to the bike to reduce the chance of contacting the passenger foot support with your calf. Original equipment on FLHTCUL and FLHTKL models, this Footpeg Mount Kit is the ideal solution for short-limbed riders. Kit includes left and right mount, and required installation hardware. Male-mount style passenger footpegs or mini-footboards sold separately.

50500403A

Fits '93-later Touring models. Does not fit Trike models.

E. PASSENGER FOOTPEG MOUNT – GLOSS BLACK

Manufactured from Original Equipment components for proper fit and proven strength, these footpeg supports replace the factory chrome-finished mounts for a clean, custom look. When installed with blacked-out accessory footpegs, these gloss black footpeg supports tie the pegs to the bike for a seamless, no-contrast look. Kit includes right and left hand mount.

50500578

Fits '93-later Touring models. Does not fit Trike models.

F. PASSENGER FOOTPEG MOUNT KIT – CHROME

Designed specifically for the sport-touring rider, this chrome-plated kit allows passenger footboards to be removed and replaced with a variety of male mount-style Harley-Davidson® footpegs. The kit has 3 adjustable height positions and includes all hardware.

50198-97B

Fits '93-later Touring models. Does not fit Trike models.

G. ADJUSTABLE PASSENGER FOOTPEG MOUNT KIT

Maximize your passenger's riding comfort. Proper foot position reduces the cramped or stretched-out feeling, and relieves pressure on the knees and the tailbone. These adjustable mounts raise and lower the passenger footpeg to accommodate taller and shorter passengers. Easy to adjust with common tools, the mount adjusts through a 360° range (depending on model), allowing both fore and aft and up and down height adjustment. Kit includes left and right adjustable support assembly and all required mounting hardware. Footpegs sold separately.

50763-09

Fits models with H-D® male mount-style passenger footpeg supports (except Softail® models). Does not fit with Heel Raiser Footpeg Kit P/N 50178-09. Does not fit the rider position.

H. PASSENGER FOOTBOARD SUPPORTS

Add the comfort and convenience of passenger footboards to your Touring motorcycle. These supports are designed to allow installation of traditional D-shaped, Swept Wing, Tapered or Old-Style Passenger Footboards (sold separately) on Touring models. Kit includes left and right supports and installation hardware. Add your choice of passenger footboard pan design and footboard insert to complete your custom look.

Fits '93-later Touring and Trike models.

50500042 Black.

53070-00A Chrome.



E. PASSENGER FOOTPEG MOUNT – GLOSS BLACK



F. PASSENGER FOOTPEG MOUNT KIT – CHROME



G. ADJUSTABLE PASSENGER FOOTPEG MOUNT KIT



H. PASSENGER FOOTBOARD SUPPORTS – BLACK



H. PASSENGER FOOTBOARD SUPPORTS – CHROME

Not all products are available in all countries – please consult your dealer for details.

444 TOURING & TRIKE

Passenger Footboards

A. ADJUSTABLE AUXILIARY PASSENGER FOOTPEG MOUNTS

These 3-position adjustable passenger footpeg mounts will keep your companion happy over the long haul. Push-button adjustment lets the passenger reposition their feet to keep blood flowing in all the lower extremities. When combined with the standard footboard, both short and long-limbed passengers should be able to find a comfortable riding position. Pegs can also be pivoted fully rearward to allow the rider the room to get his or her feet on the ground when walking the bike in and out of parking spaces. Kit includes beautifully chromed left- and right-side adjustable mounts and all installation hardware. Complete the custom look with your choice of footpegs (sold separately).

54157-10

Fits '10-later Touring models with Original Equipment passenger footboards (except CVO models or models equipped with Adjustable Passenger Footboard Mount Kit P/N 50768-07A). Also fits '93-later Touring models equipped with Passenger Footboard Kit P/N 50378-07B, 50379-07B or 53070-00A. Does not fit Trike models or models equipped with sidecars. Will not fit with Footpeg P/N 49117-77TB, 49110-98, 91821-85, 50643-82, 50647-82, 49500-92T, 49234-98, 50978-99, 50976-99, 50911-08, 50113-10, 50695-08, 49128-82, 50056-10, 50039-10, 49312-10, 50451-09 and 50178-09.



A. ADJUSTABLE AUXILIARY PASSENGER FOOTPEG MOUNTS – FORWARD & MID POSITION

B. ADJUSTABLE PASSENGER FOOTBOARD MOUNT KIT

Maximize your passenger's riding comfort. These chrome 5-position adjustable mounts raise and lower the passenger footboard. The lowest position is 2.0" forward from stock, and the highest position is 2.5" higher than stock. Easy to adjust with a common hex wrench. Kit includes left and right adjustable support assembly and all required mounting hardware. Footboard pans and inserts sold separately.

50768-07A

Fits '93-later Touring models. Does not fit Trike models.



A. ADJUSTABLE AUXILIARY PASSENGER FOOTPEG MOUNTS – REAR POSITION

C. REACH PASSENGER FOOTBOARD MOUNT KIT


Kit raises the height of your passenger footboards by approximately 2.25" for increased passenger comfort. Especially desirable on '97-later Touring models due to the frame and saddlebag guard change. Includes mounting hardware.

50789-99B

Fits '93-later Touring models. Does not fit Trike models. Does not fit with saddlebag guard bags.



B. ADJUSTABLE PASSENGER FOOTBOARD MOUNT KIT



C. REACH PASSENGER FOOTBOARD MOUNT KIT

TOURING & TRIKE 445

Passenger Footboards



D. PASSENGER FOOTBOARD AND MOUNT KIT



E. STREAMLINER PASSENGER FOOTBOARD AND MOUNT KIT



F. PASSENGER FOOTBOARD PANS – CHROME



G. SWEPT WING PASSENGER FOOTBOARD PANS – CHROME SMOOTH



G. SWEPT WING PASSENGER FOOTBOARD PANS – CHROME GROOVED



G. SWEPT WING PASSENGER FOOTBOARD PANS – BLACK FLHX SCRIPT

D. PASSENGER FOOTBOARD AND MOUNT KIT

Convenient bolt-on installation. Includes specially designed mounting stud/brackets for proper installation. Footboards fold up when not in use. Kit includes Original Equipment-style aluminum footboards, rubber pads, mounting hardware and passenger footboard supports.

50379-07B

Fits '93-later Touring and Trike models.

E. STREAMLINER PASSENGER FOOTBOARD AND MOUNT KIT

Styled to match the rider footboards on the Road King® Custom, Road Glide® Custom and Street Glide® models, these Swept Wing Passenger Footboards feature a Streamliner-style rubber pad surrounded by a chrome accent. The smooth Swept Wing footboard pan is chrome-plated throughout to add a custom touch, even in the folded position. Designed for convenient bolt-on installation, the complete kit includes chrome-plated aluminum footboards, rubber pads, mounting hardware and passenger footboard supports.

50378-07B

Fits '93-later Touring models. Does not fit Trike models.

F. PASSENGER FOOTBOARD PANS – CHROME

Replace the factory black painted passenger footboard with the custom look of smooth chrome. The kit includes left- and right-hand traditional D-shaped footboard pans, chrome-plated, and ready to install with your Original Equipment hardware. Footboard inserts and footboard supports sold separately.

50752-04

Fits '06-later Dyna®, '00-later Softail® and '86-later Touring and Trike models equipped with passenger footboard supports.

G. SWEPT WING PASSENGER FOOTBOARD PANS

These unique Swept Wing Passenger Footboard pans complement the Swept Wing Rider Footboard shape, and allow you to replace the Original Equipment passenger footpegs on certain models with footboards. When folded, the footboard displays a mirror chrome surface in your choice of smooth or "ball-milled" grooved design. Footboard inserts and footboard supports sold separately.

Fits '06-later Dyna, '00-later Softail and '86-later Touring models equipped with passenger footboard supports. Does not fit Trike models.

50716-04 Chrome – Smooth.

50357-04 Chrome – Grooved.

50500041 Black – FLHX Script.

446 TOURING & TRIKE

Passenger Footboards

A. HALF-MOON PASSENGER FOOTBOARD PANS AND INSERTS

Styled to match the Half-Moon Rider Footboards, these classic passenger footboards add both style and comfort to your nostalgic ride. Available in mirror-finish chrome or gloss black finish, the kit includes left and right footboard pan and vibration-isolation footboard inserts. Model-specific footboard mounts are sold separately.

Fits '06-later Dyna®, '00-later Softail® and '86-later Touring models equipped with passenger footboard supports. Does not fit Trike models.

50807-08 Chrome.

50810-08 Gloss Black.



A. HALF-MOON PASSENGER FOOTBOARD PANS – CHROME



A. HALF-MOON PASSENGER FOOTBOARD PANS – GLOSS BLACK

B. ROAD KING® CLASSIC PASSENGER FOOTBOARD COVERS

The latest in the family of Road King Classic-inspired accessories, this chrome-plated steel footboard cover features a chrome-plated Road King Classic medallion with black accents and a stylish leather accent piece. Mounting hardware included.

50246-00

Fits '06-later Dyna, '86-later FL Softail and '87-later Touring and Trike models equipped with traditional D-shaped aluminum passenger footboards.



B. ROAD KING CLASSIC PASSENGER FOOTBOARD COVERS



C. V-LOGO PASSENGER FOOTBOARD COVERS

V-Logos are die-cast aluminum integrated with the cover, then chrome-plated for a desirable shine. Includes all mounting hardware.

50194-96

Fits '06-later Dyna, '86-later FL Softail and '87-later Touring and Trike models equipped with traditional D-shaped aluminum passenger footboards.



C. V-LOGO PASSENGER FOOTBOARD COVERS



D. CONCHO PASSENGER FOOTBOARD COVERS

E. WILLIE G™ SKULL PASSENGER FOOTBOARD COVERS

Chrome-plated steel footboard cover disguises the Original Equipment passenger footboard, and features a three-dimensional sculptured medallion with the Harley-Davidson® skull logo. This easy-to-install kit includes all required mounting hardware.

50836-07

Fits '06-later Dyna, '86-later FL Softail and '87-later Touring and Trike models equipped with traditional D-shaped aluminum passenger footboards.



E. WILLIE G SKULL PASSENGER FOOTBOARD COVERS

F. HARLEY-DAVIDSON SCRIPT PASSENGER FOOTBOARD COVERS

These easy-to-install chrome covers are formed to fit over the stock footboard pan to add a touch of style to the profile of your bike. The simple, clean design features a deep embossed Harley-Davidson script for a finishing touch. Kit includes chrome mounting hardware.

50782-91

Fits '06-later Dyna, '86-later FL Softail and '87-later Touring and Trike models equipped with traditional D-shaped aluminum passenger footboards.



F. HARLEY-DAVIDSON SCRIPT PASSENGER FOOTBOARD COVERS

TOURING & TRIKE 447

Engine Guards

NEW



G. CHOPPED ENGINE GUARD – CHROME
(49000105 SHOWN)

G. CHOPPED ENGINE GUARD*

Create a sleek, slammed look on your custom bagger with the Chopped Engine Guard. This guard offers a slim, low-profile design that retains function while delivering a unique styling twist. The upper mounts connect midway up the downtube, 11" inches lower than the stock guard. The minimalistic look reduces the visual mass of the bike, while the mounting point lowers the bike's visual center of gravity. The 1.25" Engine Guard features a slightly forward sweep that provides plenty of room around the brake and shift levers. Easy to install.

Fits '09-later Touring models (except Road Glide® and models equipped with fairing lowers).

49000105 Chrome.

49000114 Gloss Black.

Fits '14-later Road Glide models without fairing lowers. Kit includes replacement fairing mount brackets.

49000117 Gloss Black.

NEW



G. CHOPPED ENGINE GUARD – GLOSS BLACK
(49000117 SHOWN)

NEW



G. CHOPPED ENGINE GUARD – CHROME

NEW



G. CHOPPED ENGINE GUARD – GLOSS BLACK
(49000117 SHOWN)



***WARNING:** Engine guards may provide limited leg and cosmetic vehicle protection under unique circumstances (fall over while stopped, very low speed slide). They are not made nor intended to provide protection from bodily injury in a collision with another vehicle or any other object.



***WARNING:** Do not use engine guard footpegs under normal stop and go operating conditions. Doing so could result in death or serious injury.



***WARNING:** Do not use highway pegs under normal stop and go operating conditions. Doing so could result in death or serious injury.

Not all products are available in all countries – please consult your dealer for details.

448 TOURING & TRIKE

Engine Guards

A. MUSTACHE ENGINE GUARD*

Combine classic shape and modern function for a unique twist on engine protection. The flow of this engine guard complements the bike's traditional style while the gracefully curved upper section incorporates highway pegs into the shape. The integrated rubber pads offer a comfortable and slip-resistant cushion for your feet while traveling the open road. One-piece engine guard kit includes all required mounting hardware.

Fits '09-later Touring models (except Road Glide®). Does not fit models equipped with fairing lowers.

49155-09A Chrome.

49442-10 Gloss Black.

Fits '97-'08 Touring models (except Road Glide). Does not fit models equipped with fairing lowers.

49155-05B Chrome.

B. ENGINE GUARD – GLOSS BLACK*

Protect your bike without sacrificing ground clearance or style. The one-piece engine guard is designed to complement the lines of the motorcycle, and the black finish adds the perfect finishing touch. Before the tough black powder coat finish is applied, these engine guards get an extra layer of protection from an E-Coat dip. So go on and install Engine Guard Mount Footpegs because this finish will go the distance.

49050-09A

Fits '09-later Touring and Trike models. '15-later FLRT models require the separate purchase of Steering Damper Bracket P/N 83865-09.

46549-03 Fits '97-'08 Touring models.



A. MUSTACHE ENGINE GUARD – CHROME



A. MUSTACHE ENGINE GUARD – GLOSS BLACK



B. ENGINE GUARD – GLOSS BLACK



***WARNING:** Engine guards may provide limited leg and cosmetic vehicle protection under unique circumstances (fall over while stopped, very low speed slide). They are not made nor intended to provide protection from bodily injury in a collision with another vehicle or any other object.



***WARNING:** Do not use engine guard footpegs under normal stop and go operating conditions. Doing so could result in death or serious injury.



***WARNING:** Do not use highway pegs under normal stop and go operating conditions. Doing so could result in death or serious injury.

TOURING & TRIKE 449

Engine Guards & Center Stand

C. ENGINE GUARD – CHROME*

Protect your bike without sacrificing ground clearance or style. The one-piece engine guard is designed to complement the lines of the motorcycle, and the bright chrome finish adds the perfect finishing touch.

49184-09A

Fits '09-later Touring and Trike models. '15-later FLRT models require the separate purchase of Steering Damper Bracket P/N 83865-09.

D. CENTER STAND

Lifting your bike upright and off the side stand is ideal for cleaning and servicing, and reduces the space required for parking – handy where space is at a premium in a crowded garage, a small parking spot, or at a ride-in bike show. The robust chrome Center Stand attaches directly to the frame and does not reduce the lean angle. Designed to work with all Original Equipment suspension configurations and with Profile® suspension lowering kits, the adjustable feet can be set to lift the rear tire clear of the pavement, or to keep the rear tire on the ground for reduced lifting effort. The lifting lever is inconspicuously tucked away, and fits with all Harley-Davidson® Original Equipment and accessory footboards. Kit includes chrome stand, black mounting brackets, and all necessary installation hardware.

91573-09A

Fits '09-later Touring models (except FLHTKSE, FLTRUSE, '07-'11 FLHTCUSE and models equipped with Adjustable Passenger Footboard Mount Kit P/N 50768-07) with Original Equipment or Profile™ Low Suspension.



C. ENGINE GUARD – CHROME



D. CENTER STAND



D. CENTER STAND



***WARNING:** Engine guards may provide limited leg and cosmetic vehicle protection under unique circumstances (fall over while stopped, very low speed slide). They are not made nor intended to provide protection from bodily injury in a collision with another vehicle or any other object.

Not all products are available in all countries – please consult your dealer for details.

450 TOURING & TRIKE

Chassis Trim – Front End

A. LOWER FORK SLIDERS – CHROME

These chrome-plated Lower Fork Sliders give your bike upfront style. To ensure proper fitment and function, these sliders are manufactured from Original Equipment components. A perfect addition during the installation of Premium Ride or Profile™ Low Front suspension components, the kit features polished, triple chrome-plating and stamped Harley-Davidson® logo.

45500171

Fits '14-later Touring models.

45500200

Fits '14-later Trike models.

45500167

Fits '00-'13 Touring models.

83819-09

Fits '09-'13 Trike models.

B. LOWER FORK SLIDERS – GLOSS BLACK

These gloss black coated sliders are the ultimate extension of your bike's "dark side" and make a perfect custom addition to your blacked-out ride. Manufactured to Original Equipment specifications, the durable black coating is a great match to other H-D® black components. A perfect addition during the installation of Premium Ride or Profile Low front suspension components, this includes right and left sliders.

45500172B

Fits '14-later Touring models.

46546-03

Fits '00-'13 Touring models.



A. LOWER FORK SLIDERS – CHROME



B. LOWER FORK SLIDERS – GLOSS BLACK

TOURING & TRIKE 451

Chassis Trim – Front End



**C. FRONT END KIT – CHROME
'14-LATER MODELS**



**C. FRONT END KIT – CHROME
'08-'13 MODELS**



**D. FRONT END KIT – GLOSS BLACK
'14-LATER MODELS**



**D. FRONT END KIT – GLOSS BLACK
'08-'13 MODELS**



E. FORK AXLE RETAINER NUT KIT – CHROME



C. FRONT END KIT – CHROME

The front forks on a Harley-Davidson® motorcycle set the tone for the bike, and can lead the way to a full-bore custom statement. So start customizing by adding chrome where it will have the most noticeable impact on the overall look of the bike: the front end. A perfect addition during the installation of Premium Ride or Profile™ Low Front suspension components. This package includes components necessary to completely chrome the front forks and includes Chrome Fork Sliders, Chrome Upper Fork Slider Covers, and Classic Chrome Front Axle Nut Covers (kit components vary depending on model).

45800037

Fits '14-later Touring models.

45800035

Fits '08-'13 Touring models (except models with ABS option).

45800034

Fits '08-'13 Touring models with ABS option.

45800036

Fits '00-'07 Touring models.

D. FRONT END KIT – GLOSS BLACK

Lead the way to the dark side. This complete blacked-out Front End Kit includes all the major components required to convert the Original Equipment satin-finished front end to a dark custom style. A perfect addition during the installation of Premium Ride or Profile™ Low Front suspension components. This package includes Gloss Black Fork Sliders, Gloss Black Upper Fork Slider Covers, Gloss Black Front Axle Nut Covers, and Gloss Black Outer Fairing Skirt.

45800038B

Fits '14-later Touring models (except Road King® and Road Glide® models)

45800022

Fits '08-'13 Electra Glide® and Street Glide® models.

E. FORK AXLE RETAINER NUT KIT – CHROME

It's the details that count. Complete the chrome transformation by adding this finishing touch to your chrome fork sliders. This Axle Retainer Nut Kit includes the stylish chrome-plated nuts and chrome lockwashers necessary to replace the stock hardware.

45813-03

Fits '91-'05 FXDWG, '86-'07 FLST, FLSTC, FLSTF and FLSTN, '91-'07 FXST and FXSTB and '84-'13 Touring and Trike models.

Also available:

FORK SLIDER DRAIN SCREW KIT – CHROME

It's the details that count. Complete the chrome transformation by adding this finishing touch to your chrome fork sliders. This Fork Slider Drain Screw Kit includes two chrome-plated drain screws and the seals required to replace the stock hardware.

45848-03

Fits '93-'05 FXDWG, '87-later Softail® (except Springer®, FXCW, FXCWC, FXSB, FXSBSE, FXSE and FXSTD) and '87-'13 Touring and Trike models.

Not all products are available in all countries – please consult your dealer for details.

452 TOURING & TRIKE

Chassis Trim – Front End

A. UPPER FORK SLIDER COVERS – CHROME

Brilliant chrome accents for the upper fork legs. Perfect for finishing off that chromed front end look. When used with H-D® Genuine Motor Accessory Chrome Lower Fork Sliders, you've got a front end that's completely chromed and an appearance that's utterly impressive.

45600022

Fits '14-later Touring and Trike models.

45963-97

Fits '49-'84 FL, '86-later FLS, FLSS, FLST, FLSTC, FLSTF (except '07), FLSTFB, FLSTFBS and FLSTN and '80-'13 Touring and Trike models. Stock on FLSTNSE and FLSTSE models.



A. UPPER FORK SLIDER COVERS – CHROME

B. UPPER FORK SLIDER COVERS – GLOSS BLACK

The classic Harley-Davidson® motorcycle color is black. It shows your attitude, your feelings and your desire to be different from the rest. These gloss black accessories are the ultimate extension of the Harley-Davidson philosophy. Manufactured from Original Equipment components, these parts provide superior fit and finish.

45600023

Fits '14-later Touring and Trike models.

45591-02

Fits '49-'84 FL, '86-later FLS, FLSS, FLST, FLSTC, FLSTF (except '07), FLSTFB, FLSTFBS, FLSTNSE and FLSTN, '10-'12 FLSTSE and '80-'13 Touring and Trike models.



B. UPPER FORK SLIDER COVERS – GLOSS BLACK

C. UPPER FORK SLIDER COVERS – CAST CHROME

Add a true custom look to the front forks on your Touring ride. These one-piece cast and chrome plated upper fork covers complement both traditional and contemporary customizing styles and look great with satin finish, chrome or gloss black fork sliders.

45600032

Fits '14-later Touring and Trike models.



C. UPPER FORK SLIDER COVERS – CAST CHROME

D. EDGE CUT UPPER FORK SLIDER COVERS

Add an edgy look to your front forks. These billet aluminum one-piece covers are finished in rich black and machined to expose the raw aluminum. The resulting contrasting surfaces complement both traditional and contemporary customizing styles, and look great with the Original Equipment satin-finished front end or with accessory chrome or black sliders. For a complete look, pair these covers with available edge cut wheels, controls, grips, mirrors and saddlebag latches.

45600031

Fits '14-later Touring and Trike models.

45600006

Fits '80-'13 Touring and Trike models.



D. EDGE CUT UPPER FORK SLIDER COVERS

TOURING & TRIKE 453

Chassis Trim – Front End



E. FORK COVER MEDALLIONS – BURST COLLECTION



E. FORK COVER MEDALLIONS – BURST COLLECTION

These 5" medallions feature a curved mounting surface that fit perfectly to Upper Fork Slider Covers. Includes a slider cover mounting template. Easy to install. Sold in pairs.

14100434

Fits '49-'84 FL, '86-later FLST, FLSTC, FLSTF (except '07), FLSTFB, FLSTFBS and FLSTN, '10-'11 FLSTSE and '80-later Touring and Trike models.

F. FRONT WHEEL SPACERS – CHROME

There's always more room for chrome with these highly-polished chrome wheel spacers. They are manufactured to the Original Equipment tolerances, so you get exact product fitment and quality.

41371-08 Domed.

Fits '08-later Touring models with ABS brakes.

41458-08 Tapered.

Fits '08-later Touring models (except models with ABS brakes). Does not fit with Fork Slider End Cover P/N 46282-07.

41610-02 Straight.

Fits '00-'07 Touring models.



F. FRONT WHEEL SPACERS – CHROME, DOMED



F. FRONT WHEEL SPACERS – CHROME, DOMED

G. FRONT WHEEL SPACERS – GLOSS BLACK

It is all in the details. Complete your total front end with these wheel spacers in mirror chrome or gloss black finish. Manufactured to the Original Equipment tolerances, they deliver the exact fitment and custom shine.

42400016 Domed.

Fits '08-later Touring models with ABS brakes.

42400017 Tapered.

Fits '08-later Touring models (except models with ABS brakes). Does not fit with Fork Slider End Cover P/N 46282-07.



F. FRONT WHEEL SPACERS – CHROME, TAPERED



F. FRONT WHEEL SPACERS – CHROME, STRAIGHT



G. FRONT WHEEL SPACERS – GLOSS BLACK



Not all products are available in all countries – please consult your dealer for details.

454 TOURING & TRIKE

Chassis Trim – Front End

FRONT AXLE NUT COVERS

Cover the front axle in style. Available in your choice of styles, these custom axle nut covers look great with Original Equipment satin-finish fork sliders or as the finishing touch to a complete chrome or blacked-out front end. Easy to install kits include all necessary mounting hardware. Sold in pairs.

A. FRONT AXLE NUT COVERS

Fits '02-'11 VRSC™ (except VRSCF and VRSCR), '15-later XG, '08-later XL, '08-later Dyna®, '07-later Softail® (except Springer®, FLSTNSE, FXCW, FXCWC, FXSB, FXSBSE, FXSE, FXST-Aus and FXSTD) and '08-later Touring and Trike models.

44117-07A Chrome – Die-cast.

43000026 Gloss Black – Die-cast.

44116-07A Chrome – Billet.

43428-09 Gloss Black – Billet.

Fits '04-'07 Dyna (except '07 FXDSE and '04-'05 FXDWG) and '00-'07 Touring models.

43062-04 Chrome – Die-cast.

43061-04 Chrome – Billet.

Fits '88-'07 XL, '91-'03 FXD, FXDX, FXDXT, FXDL, FXDS-CONV, '93-'05 FXDWG, '88-'07 FXR, '87-later FLXR, FXRS-SP and FXWG, '84-'06 Softail (except Springer and FXSTD) and '80-'99 Touring models.

43899-86A Chrome – Die-cast.



A. FRONT AXLE NUT COVERS – CHROME



A. FRONT AXLE NUT COVERS – GLOSS BLACK

B. H-D® MOTOR CO. LOGO FRONT AXLE NUT COVERS

44148-07A

Fits '02-'11 VRSC (except VRSCF and VRSCR), '15-later XG, '08-later XL, '08-later Dyna, '07-later Softail (except Springer, FLSTNSE, FXCW, FXCWC, FXSB, FXSBSE, FXSE, FXST-Aus and FXSTD) and '08-later Touring and Trike models.

43063-04

Fits '04-'07 Dyna (except '07 FXDSE and '04-'05 FXDWG) and '00-'07 Touring models.

43864-96

Fits '88-'07 XL, '91-'03 FXD, FXDX, FXDXT, FXDL, FXDS-CONV, '93-'05 FXDWG, '88-'07 FXR, '87-later FLXR, FXRS-SP and FXWG, '84-'06 Softail (except Springer and FXSTD) and '80-'99 Touring models.



B. H-D MOTOR CO. LOGO FRONT AXLE NUT COVERS



C. WILLIE G SKULL FRONT AXLE NUT COVERS

C. WILLIE G™ SKULL FRONT AXLE NUT COVERS

43163-08A

Fits '02-'11 VRSC (except VRSCF and VRSCR), '15-later XG, '88-later XL, '91-later Dyna, '84-later Softail (except Springer, FLSTNSE, FXCW, FXCWC, FXSB, FXSBSE, FXSE, FXST-Aus and FXSTD) and '99-later Touring and '09-later Trike models.

D. ALUMINATOR™ FRONT AXLE NUT COVERS

44114-07

Fits '02-'11 VRSC (except VRSCF and VRSCR), '15-later XG, '08-later XL, '08-later Dyna, '07-later Softail (except Springer, FLSTNSE, FXCW, FXCWC, FXSBSE, FXSE, FXST-Aus and FXSTD) and '08-later Touring models.



D. ALUMINATOR FRONT AXLE NUT COVERS

E. BURST COLLECTION FRONT AXLE NUT COVERS

Finish your blacked-out forks in style. Rich black and prismatic machined surfaces provide the contrast, and the race-track ridges and the inner spider design make a powerful visual statement. This easy to install kit includes mounting hardware.

43000031

Fits '02-'11 VRSC (except VRSCF and VRSCR), '15-later XG, '08-later XL, '08-later Dyna, '07-later Softail (except Springer, FLSTNSE, FXCW, FXCWC, FXSBSE, FXSE, FXST-Aus and FXSTD) and '08-later Touring and Trike models.



E. BURST COLLECTION FRONT AXLE NUT COVERS

TOURING & TRIKE 455

Chassis Trim – Brakes



**F. FRONT BRAKE CALIPER KIT – RED
(41300116 SHOWN)**



F. BRAKE CALIPER KIT – RED

Dress your bike in the latest high-performance look. Brilliant red calipers make a powerful visual statement, and set your bike apart from the ordinary. Manufactured from Original Equipment components for proven performance, these calipers will add a stylish touch to the stock bike, or add the perfect finish to a complete custom equipped with chrome or blacked-out wheels, rotors, and fork sliders.

41300116 Front – Dual Disc.
Fits '06-later VRSC™, '08-later Touring and '09-'13 Trike models. Brake pads sold separately.

41300120 Front – Dual Disc.
Fits '02-'05 VRSC, '00-'03 XL, '00-'07 Dyna® and '00-'07 Touring models with dual disc front brakes. Brake pads sold separately.

G. BRAKE CALIPER KIT – CHROME

Add the shine of chrome to your bike with these highly polished Chrome Brake Caliper Kits. Manufactured from Original Equipment components for proven performance, these calipers are a great addition to the stock bike, or add the finishing touch to a complete custom equipped with chrome wheels, rotors, and fork sliders.

42012-06A Front – Dual Disc.
Fits '06-later VRSC, '08-later Touring and '09-'13 Trike models. Brake pads sold separately.

44392-00A Front – Dual Disc.
Fits '02-'05 VRSC, '00-'03 XL, '00-'07 Dyna and '00-'07 Touring models with dual disc front brakes. Brake pads sold separately.

41300181 Front – Dual Disc.
Fits '14-later Trike models. Brake pads sold separately.



**F. FRONT BRAKE CALIPER KIT – RED
(41300120 SHOWN)**



**G. FRONT BRAKE CALIPER KIT – CHROME
(42012-06A SHOWN)**



**G. FRONT BRAKE CALIPER KIT – CHROME
(44392-00A SHOWN)**



**G. FRONT BRAKE CALIPER KIT – CHROME
(41300181 SHOWN)**

Not all products are available in all countries – please consult your dealer for details.

456 TOURING & TRIKE

Chassis Trim – Brakes

A. CALIPER SCREEN INSERT – CHROME

These chrome-plated Caliper Inserts replace the Original Equipment satin-finish screens featured on Brembo® brake calipers. Easy pop-in installation. Sold individually.

42054-05 Front.

Fits '06-later VRSC™, '08-later Touring and '09-'13 Trike models.

42053-05 Rear.

Fits '06-later VRSC, and '08-later Touring models.



A. CALIPER SCREEN INSERT – CHROME

B. CALIPER SCREEN INSERT – GLOSS BLACK

Complete the blacked-out transformation. Gloss black inserts replace the satin-finish screens featured on Harley-Davidson® Original Equipment Brembo brakes, and add a rich complement to the wrinkle black caliper finish. Easy pop-in installation. Sold individually.

41300154 Front.

Fits '06-later VRSC, '08-later Touring and '09-'13 Trike models.



B. CALIPER SCREEN INSERT – GLOSS BLACK

C. BRAKE CALIPER INSERTS

Easy-to-install inserts add a finishing touch to the front and rear brake calipers. Select a style that follows your custom direction. Self-adhesive backing.

Fits '00-later front and rear brake calipers on all models (except Springer® front, '06-later VRSC, '15-later XG, '04-later XL and '08-later Touring and Trike).

1. 44477-99 Classic Chrome.

2. 44476-99 Harley-Davidson Script.

3. 44474-99 Flames.



C. BRAKE CALIPER INSERTS

D. BRAKE CALIPER TRIM DISCS

Available in 1.375" and 1.75" diameters to accommodate front and rear calipers on most '99-earlier models, and front calipers on '00-later Springer models. Easy to install.

1. 44095-96 H-D® Motor Co. – 1.375" Diameter.

1. 44093-96 H-D Motor Co. – 1.75" Diameter.

2. 99661-92T Gold Live to Ride – 1.375" Diameter.

2. 99663-92T Gold Live to Ride – 1.75" Diameter.



D. BRAKE CALIPER TRIM DISCS

E. BANJO BOLT KIT – CHROME

Replace the Original Equipment zinc finish brake line hardware with brilliant chrome custom banjo bolts.

41843-08

Fits '06-later VRSC, '08-later Touring and '09-'13 Trike models.



E. BANJO BOLT KIT – CHROME

Not all products are available in all countries – please consult your dealer for details.

TOURING & TRIKE 457

Chassis Trim – Brakes



F. CUSTOM CALIPER BOLT COVER KIT – (40955-05 SHOWN)




F. CUSTOM CALIPER BOLT COVER KIT

Cover your 12-point caliper bolts in chrome. These easy-to-install chrome covers are held firmly in place with a steel spring clip, and are styled to match the Chrome Rocker Box Bolt and Headbolt Covers.

40955-05 Four Large and Two Small Covers.
Fits '00-later front brake calipers (except Springer®, '06-later VRSC™, '04-later XL, '15-later XG, '17-later FXDLS, '08-later Touring and Trike and models equipped with caliper covers). Also fits rear calipers on '06-later Softail® models (except FXCW and FXSE).

43824-03 Four Large Covers.
Fits '00-later front and rear 12-point caliper mounting bolts (except Springer front calipers, '06 VRSCR, '15-later XG and '08-later Touring and Trike models).

40959-05 Three Large and Two Small Covers.
Fits '00-later rear brake calipers (except '06-later VRSC, '15-later XG, '04-later XL, '17-later FXDLS, '06-later FXST, FXSTB, FXSTS and FLSTSB, '17-later FXSE, '08-later Touring and Trike and models equipped with caliper covers).



G. BLEEDER SCREW AND BANJO BOLT COVERS



H. CALIPER HARDWARE KIT – CHROME

G. 1. BRAKE BLEEDER SCREW COVER

This cover adds chrome to the unfinished bleeder valve on all stock H-D® calipers. Package of two.

43834-98
Fits '84-later stock calipers (except XG and XR models).

2. BANJO BOLT COVER

Die-cast chrome cover provides a custom look to your stock banjo bolts. Fits banjo bolts on front and rear brake master cylinders and front and rear calipers. Installs in seconds.

32715-98
Fits '84-later models with stock master cylinders and calipers. (Does not fit VRSC Rear Master Cylinder, '06-later VRSC calipers, '15-later XG, '04-later XL, or '08-later Touring and Trike.)

H. CALIPER HARDWARE KIT – CHROME

Chrome-plated hardware is a great finishing touch to Chrome Brake Calipers. This kit replaces the Original Equipment black 12-point bolts on a single caliper.

44473-02A
Fits '00-'07 models (except Springer front caliper, '06-'07 VRSC, '04-'07 XL, and '06-'07 FX Softail rear calipers).

I. BRAKE ROTOR HARDWARE KIT – CHROME

It's the details that make the difference, like this chrome hardware kit that really gets your bike noticed. This hardware adds a unique chrome-plated finish to the Original Equipment or accessory floating brake rotors.

41500095 Button Head – Front
Fits '09-later Touring models equipped with Enforcer or Impeller Wheels.

91800029 Shoulder Bolts – Front.
Fits '02-later models equipped with Open Brake Rotor P/N 44343-01, 44553-06A, 41500012A, 41500040 or 41500042.

46646-05 Button Head – Front.
Fits '90-later models (except VRSC, FXSB, FXSE and '14-later Touring and Trike models equipped with Open Brake Rotor P/N 44343-01, 44553-06A, 41500012, 41500040 or 41500042).

46647-05 Button Head – Rear.
Fits '92-later models (except Trike).



I. BRAKE ROTOR HARDWARE KIT – CHROME (41500095 SHOWN)



I. BRAKE ROTOR HARDWARE KIT – CHROME (91800029 SHOWN)



I. BRAKE ROTOR HARDWARE KIT – CHROME (46646-05 SHOWN)

Not all products are available in all countries – please consult your dealer for details.

458 TOURING & TRIKE

Fairing Trim

A. CHROME WINDSHIELD TRIM – GROOVED

Custom polished and chrome-plated billet windshield trim accents the outer fairing and dresses your bike in style. The grooved design grabs your eye and adds character to the base of the windshield. Easy to install, the kit includes stainless steel mounting hardware.

61400224

Fits '14-later Electra Glide®, Street Glide®, Ultra Limited and Tri Glide® models.



A. CHROME WINDSHIELD TRIM – GROOVED

B. EDGE CUT WINDSHIELD TRIM

Live your life on the edge. Custom windshield trim features a crisp anodized finish that is machined to expose the high-lights of raw aluminum. The contrasting cut back look makes a powerful visual statement and works great with both traditional and contemporary customizing styles. Easy to install, the kit includes stainless steel mounting hardware.

61300358

Fits '14-later Electra Glide, Street Glide, Ultra Limited and Tri Glide models.

C. BAR & SHIELD® WINDSHIELD TRIM

This highly polished stainless steel windshield trim is accented by four slots that allow the color of the outer fairing to show through. This unique trim piece is highlighted with Bar & Shield logo machined into the surface. Kit includes stainless steel mounting hardware.

61300275

Fits '14-later Electra Glide, Street Glide, Ultra Limited and Tri Glide models.

59133-99

Fits '96-'13 Electra Glide, Street Glide and Trike models.



B. EDGE CUT WINDSHIELD TRIM

D. WINDSHIELD TRIM – CHROME

Chrome Windshield Molding accents the outer fairing on Electra Glide models. Easily installed, including all necessary hardware and instructions.

61300310

Fits '14-later Electra Glide, Street Glide, Ultra Limited and Tri Glide models.

59213-96

Fits '96-'13 Electra Glide, Street Glide and Trike models.



C. BAR & SHIELD WINDSHIELD TRIM



D. WINDSHIELD TRIM – CHROME

TOURING & TRIKE 459

Fairing Trim



E. WINDSHIELD TRIM – GLOSS BLACK

E. WINDSHIELD TRIM – GLOSS BLACK

Complete the blacked-out look. This easy to install windshield molding accents the outer fairing on batwing fairing equipped models, and simplifies the transition between the fairing and the base of the windshield. Kit includes one-piece trim and required mounting hardware.

61400325

Fits '14-later Electra Glide®, Street Glide®, Ultra Limited and Tri Glide® models.

F. ILLUMINATED WINDSHIELD TRIM

Smoked lenses hide bands of amber LED lamps that glow as running lamps when the ignition is on, and the two outer clusters function as auxiliary directional indicators when the turn signals are activated. The wiring is concealed inside the fairing for a clean, custom appearance. Complete kit includes all necessary mounting hardware.

Fits '14-later Electra Glide, Street Glide, Ultra Limited and Tri Glide models. Installation on CVO models requires removal of current windshield trim. Not for use with Three-Pocket Fairing Pouch P/N 93300054B.

57000394 Chrome.

57000395 Gloss Black.



F. ILLUMINATED WINDSHIELD TRIM – CHROME

G. WINDSHIELD TRIM MIRROR MOUNTING KIT

Put your best look front and center. This Windshield Trim Kit adds a finishing touch to the base of the windshield and positions the rear view mirrors (sold separately) at the fairing's upper edge. The sweeping arms place the mirror shell in a high-mount location, and permit a wide range of up-down-for-aft adjustability. You get a clean looking handlebar or inner fairing, and a great rear view past your shoulders. Kit includes 3-piece trim and all required mounting hardware. Mirrors sold separately.

57400254

Fits '14-later Electra Glide, Street Glide, Ultra Limited and Tri Glide models. FLHX, FLHXS and FLHXSE models equipped with fairing mounted mirrors require separate purchase of Fairing Plug Kit P/N 57300063.

Shown with:

WINDSHIELD TRIM MIRRORS – TAPERED

These Tapered Mirrors are a stylish addition to the Windshield Trim Mirror Mounting Kit P/N 57400254. The mirror provides a large reflective face for a great view to the rear, while the sculpted teardrop-shaped shell is styled to minimize the visual profile. Designed for easy installation and a wide range of adjustability, this kit includes left and right-hand mirror heads.

56000091

Fits models equipped with Windshield Trim Mirror Mounting Kit 57400254.



F. ILLUMINATED WINDSHIELD TRIM – GLOSS BLACK



**G. WINDSHIELD TRIM MIRROR MOUNTING KIT
(SHOWN WITH TAPERED MIRRORS)**

Not all products are available in all countries – please consult your dealer for details.

460 TOURING & TRIKE

Fairing Trim

A. ROAD GLIDE® WINDSHIELD TRIM

The Road Glide model's shark-like fairing is a bold and captivating styling element, so it requires just the right visual touch to complement the signature look. These elegant Windshield Trim components conceal the base of the windshield and sweep over the center Splitstream vent for a continuous band of "custom". Machined from billet aluminum, these easy-to-install components are available in a variety of finishes to match your customizing direction. Mix and match the black or chrome center piece with your choice of chrome, black, or black and machined aluminum Edge Cut side trim to develop your own unique look. Side Trim Kits include left and right side trim and mounting hardware.

Fits '15-later Road Glide models. Installation requires one Side Trim Kit and one Center Trim Kit.

57400255 Side Trim – Chrome Billet.

57400256 Side Trim – Black Billet.

57400296 Side Trim – Edge Cut.

57400295 Center Trim – Chrome Billet.

57400294 Center Trim – Black Billet.

B. ROAD GLIDE SPLIT WINDSHIELD TRIM

This easy to install, 2-piece trim kit adds a speed-stripe accent to the base of the windshield. Tapered from the leading to the trailing edge, the glass-smooth trim features counter bored mounting holes and flush-mount hardware for a clean, elegant look. Kit includes left and right trim and installation hardware.

Fits '15-later Road Glide models.

57400299 Chrome.

57400320 Satin Black.



A. ROAD GLIDE WINDSHIELD TRIM – CHROME BILLET



A. ROAD GLIDE WINDSHIELD TRIM – BLACK BILLET



A. ROAD GLIDE WINDSHIELD TRIM – EDGE CUT



B. ROAD GLIDE SPLIT WINDSHIELD TRIM – CHROME



B. ROAD GLIDE SPLIT WINDSHIELD TRIM – SATIN BLACK

TOURING & TRIKE 461

Fairing Trim

C. ROAD GLIDE® WINDSHIELD TRIM

The fairing is a key visual element of your bike, so it demands the bold design of this elegant contoured windshield trim. This sweeping trim hugs the curvature of the fairing and conceals the base of the windshield and the windshield gasket for a clean, finished look. The multi-piece design simplifies installation. Kit includes mounting hardware and Road Glide medallion.

Fits '04-'13 Road Glide models.

58519-07A Chrome.

57400150 Gloss Black.

D. ROAD GLIDE COMPARTMENT LINERS

Protect your belongings and reduce noise and rattles on the road. Soft-touch felt finish liner is formed to the fairing glove box interior for a perfect fit. Molded base and sides maximize the interior room and one-piece design allows easy removal for cleaning and maintenance.

76000539

Fits '15-later Road Glide models. Right liner includes integrated mobile device storage net.

58932-98

Fits '98-'13 Road Glide models.



C. ROAD GLIDE WINDSHIELD TRIM – CHROME
(SHOWN WITH CONTOURED WIND DEFLECTOR)



C. ROAD GLIDE WINDSHIELD TRIM – GLOSS BLACK
(SHOWN WITH WIND SPLITTER WINDSHIELD)



D. ROAD GLIDE COMPARTMENT LINERS
(76000539 SHOWN)



D. ROAD GLIDE COMPARTMENT LINERS
(58932-98 SHOWN)

Not all products are available in all countries –
please consult your dealer for details.

462 TOURING & TRIKE

Fairing Trim

A. TIE-DOWN BRACKETS — CHROME

Simplify the process of securing your bike to a trailer or bike lift. These stylish chrome Tie-Down Brackets mount cleanly to the front fork cover and offer a secure method to connect tie-down straps. Moving the tie-down point from the handlebar to the triple-tree area reduces wear on the handlebar bushings and ensures a consistent easy-to-access mounting point. Just add Harley-Davidson® Ratchet Straps and Soft Hooks and you're ready to go.

93500011

Fits '14-later Touring models (except Road Glide® and Road King®). Does not fit Trike models.

93500006

Fits '02-later FLS, FLSS, FLSTC, FLSTF, FLSTFB and FLSTFBS, '95-later FLHR and FLHRC, '95-'13 FLHT, FLHTC and FLHX, '10-'13 FLHTCU and FLHTK, '10-'12 FLHXSE and '09-'12 FLHTCUSE. FLS, FLSS, FLSTF, FLSTFB and FLSTFBS models without a windshield require separate purchase of Hardware Kit P/N 91800030.

B. OUTER FAIRING SKIRT – GLOSS BLACK

Add a sinister touch to your batwing fairing. This classic gloss black skirt replaces the Original Equipment chrome or color-matched trim below the headlamp. The black skirt visually slims the fairing, and is the ideal finishing element on a blacked-out bike. Manufactured from Original Equipment components for superior fit and finish.

57100227

Fits '14-later Electra Glide®, Street Glide® and Ultra Limited models.

46559-03

Fits '00-'13 FLHT, FLHTC, FLHTCU, FLHTK and FLHX models. Does not fit Trike models.

C. ROAD GLIDE FAIRING SUPPORT KIT – GLOSS BLACK

Take your Road Glide in a different direction. Easy to install Fairing Mount replaces the Original Equipment chrome edition, and forms a seamless gloss black transition between a black engine guard and a dark color fairing. Kit includes gloss black left and right fairing support and matching engine guard clamps.

47200278

Fits '15-later Road Glide models.



A. TIE-DOWN BRACKETS – CHROME



A. TIE-DOWN BRACKETS – '14-LATER MODELS



A. TIE-DOWN BRACKETS – '95-'13 MODELS



B. OUTER FAIRING SKIRT – GLOSS BLACK



B. OUTER FAIRING SKIRT – '14-LATER MODELS



B. OUTER FAIRING SKIRT – '00-'13 MODELS



C. ROAD GLIDE FAIRING SUPPORT KIT – GLOSS BLACK



TOURING & TRIKE 463

Fairing Trim



NEW



NEW

D. STREET GLIDE FRONT BULLET TURN SIGNAL MOUNT KIT – GLOSS BLACK

D. STREET GLIDE® FRONT BULLET TURN SIGNAL MOUNT KIT – GLOSS BLACK

Complement the lean, stripped-down look of your Street Glide model. Manufactured from Original Equipment components, these rich gloss black Turn Signal Mounts replace the factory-installed chrome mounts to complete the blacked-out look. The brackets serve as stylized mounting points for the Original Equipment or accessory LED bullet turn signals, and conceal the wiring for a clean, custom appearance. Kit includes left and right mounting bracket.

67800706

Fits '14-later FLHX, FLHXS and FLHXSE models.

E. ROAD GLIDE® FRONT BULLET TURN SIGNAL MOUNTS – GLOSS BLACK

Complete the sinister look of your Road Glide model. Manufactured from Original Equipment components, these rich gloss black Turn Signal Mounts replace the factory-installed chrome mounts, and continue the blacked-out look. The brackets serve as stylized mounting points for the Original Equipment or accessory LED bullet turn signals, and are the perfect complement to Gloss Black Fairing Support P/N 47200278, a gloss black engine guard and gloss black front end components. Kit includes right and left hand mounts.

67800707

Fits '15-later Road Glide models.

F. HEADLAMP TRIM RINGS – GLOSS BLACK

Finish the Dark Custom® look by replacing the Original Equipment chrome headlamp trim ring with sinister black. Easy to install, the ring's rich black surface matches the stock headlamp shell finish for a unified look.

46555-03B 7" Headlamp.

Fits '94-later Touring (except Road Glide) and FLHTCUTG models.

67700117 4" Passing Lamp.

Fits '62-later models equipped with Original Equipment or accessory Auxiliary Lamp Kits. Sold in pairs.



NEW



NEW

E. ROAD GLIDE FRONT BULLET TURN SIGNAL MOUNTS – GLOSS BLACK

G. BURST COLLECTION HEADLAMP TRIM RINGS

Sculpted machining sends reflections of light in all directions. This Headlamp Trim Ring features a rich black anodized finish that is machined to expose the highlights of raw aluminum. The contrasting cut-back look makes a powerful visual statement, and works great with both traditional and contemporary customizing styles. Easy to install.

61400319 7" Headlamp.

Fits '14-later Electra Glide®, Street Glide, Ultra Limited and Tri Glide® models.

61400149 7" Headlamp.

Fits '96-'13 Electra Glide, Street Glide and Trike models. (except '11-'13 FLHTCUSE and '11 FLHXSE). Does not fit with Fairing Bra P/N 57800-00. Does not fit with accessory headlamps 67700040A, 67700243 or 90050-02A.

61400255 4" Passing Lamp.

Fits '62-later models equipped with Original Equipment or accessory Auxiliary Lamp Kits. Sold in pairs.



F. HEADLAMP TRIM RINGS – GLOSS BLACK



G. BURST COLLECTION HEADLAMP TRIM RINGS

Not all products are available in all countries – please consult your dealer for details.

464 TOURING & TRIKE

Fairing Trim

A. BATWING COLOR-MATCHED INNER FAIRING KIT

Add a custom touch to your motorcycle with a Color-Matched Inner Fairing and Fairing Cap. Designed to replace the Original Equipment matte black inner fairing, the color-matched finish offers a brilliant contrast to the gauge faces and accessory chrome instrument bezels.

Available to fit:

Fits '14-later Electra Glide®, Street Glide® and Ultra Limited models with handlebar mounted mirrors. Kit includes inner fairing, fairing cap, and media door. Does not fit Tri Glide® models.

57000398 Primed.

57000387DH Vivid Black.

See Matrix Color-Matched.

Fits '14-later Street Glide models with fairing mounted mirrors. Kit includes inner fairing, fairing cap, and media door. Does not fit Tri Glide models.

57000400 Primed.

57000389DH Vivid Black.

See Matrix Color-Matched.

Fits '14-later Tri Glide models. Kit includes inner fairing, fairing cap, and media door.

57000399 Primed.

57000388DH Vivid Black.

See Matrix Color-Matched.

Fits '08-'13 Electra Glide and Street Glide models. Kit includes inner fairing and fairing cap.

58468-09DH Vivid Black.

Fits '04-'07 Electra Glide and Street Glide models. Kit includes inner fairing and fairing cap.

58508-09DH Vivid Black.

See page 842 for a complete list of color options.



A. BATWING COLOR-MATCHED INNER FAIRING – '14-LATER MODELS



A. BATWING COLOR-MATCHED INNER FAIRING – '14-LATER MODELS

TOURING & TRIKE 465

Fairing Trim

B. ROAD GLIDE® COLOR-MATCHED INNER FAIRING KIT

Add a custom touch to your motorcycle with a Color-Matched Inner Fairing and Fairing Cap. Designed to replace the Original Equipment matte black inner fairing, the color-matched finish offers a brilliant contrast to the gauge faces and accessory chrome instrument bezels.

Available to fit:

Fits '15-later Road Glide models. Kit includes Color-Matched Instrument Housing. Color-Matched Fairing Air Duct sold separately.

57000482BYM Primed.

57000482DH Vivid Black.

See Matrix Color-Matched.

Fits '06-'13 Road Glide models. Kit includes inner fairing, instrument housing and glove box doors.

58722-09DH Vivid Black.

See page 843 for a complete list of color options.

Also available:

ROAD GLIDE COLOR-MATCHED FAIRING AIR DUCT

Add a custom touch to your motorcycle with a Color-Matched Inner Fairing Duct. Designed to replace the Original Equipment matte black inner fairing duct, the color-matched finish offers a brilliant contrast to the gauge faces and accessory chrome instrument bezels. Kit includes air duct baffle and actuator assembly.

Fits '15-later Road Glide models. Color-Matched Inner Fairing sold separately. Kit includes air duct baffle and activator assembly.

29200102DH Vivid Black.

See Matrix Color-Matched.

See page 843 for a complete list of color options.



**B. ROAD GLIDE COLOR-MATCHED INNER FAIRING KIT – '15-LATER MODELS
(SHOWN WITH COLOR-MATCHED FAIRING AIR DUCT)**



B. ROAD GLIDE COLOR-MATCHED INNER FAIRING – '06-'13 MODELS

Not all products are available in all countries –
please consult your dealer for details.

466 TOURING & TRIKE

Fairing Trim

A. SPLITSTREAM VENT TRIM – BATWING FAIRING

The batwing fairing is a key visual and functional element of your Touring bike, and the Splitstream vent sits front and center for all to see. Shaped to replace the Original Equipment satin black soft trim, this one-piece rigid component blends into the sweep of the outer fairing and dresses the vent in style. Available in your choice of chrome or gloss black finishes, this vent trim is the perfect complement to available windshield trim kits.

Fits '14-later Electra Glide®, Street Glide®, Ultra Limited and Tri Glide® models with batwing fairing.

| | |
|--------------------|----------------------------|
| 61300505 | Chrome. |
| 61300461DST | Amber Whiskey. |
| 61300461DZP | Billet Silver. |
| 61300461BYM | Black Denim. |
| 61300461EAI | Black Gold Flake (HCC). |
| 61300461ECS | Black Hills Gold. |
| 61300461DWE | Black Quartz. |
| 61300461ECJ | Bonneville Blue. |
| 61300461DZN | Charcoal Denim. |
| 61300461DTF | Charcoal Pearl. |
| 61300461DUM | Charcoal Satin. |
| 61300461DZZ | Cosmic Blue Pearl. |
| 61300461DZS | Crushed Ice Pearl. |
| 61300461DWF | Deep Jade Pearl. |
| 61300461DWG | Gold Flake (HCC). |
| 61300461ECN | Hot Rod Red Flake (HCC). |
| 61300461ECL | Laguna Orange. |
| 61300461DTC | Morocco Gold Pearl. |
| 61300461ECM | Mystic Purple Flake (HCC). |
| 61300461DSW | Mysterious Red Sunglo. |
| 61300461DZW | Olive Gold. |
| 61300461DZY | Purple Fire. |
| 61300461DWC | Superior Blue. |
| 61300461DZT | Velocity Red Sunglo. |
| 61300461DH | Vivid Black. |



A. SPLITSTREAM VENT TRIM – CHROME



A. SPLITSTREAM VENT TRIM – VIVID BLACK



A. SPLITSTREAM VENT TRIM



A. SPLITSTREAM VENT TRIM

B. ELECTRA GLO FAIRING EDGE LIGHT KIT

Amplify your ride. The Electra Glo Fairing Edge Light kit adds forward-facing white LED accent lights to the front profile of your bike. Formed to follow the contour of the batwing fairing, the slim strip of lamps adds a strong visual element to the iconic shape of the Electra Glide model. The electrifying appearance adds conspicuity to get you noticed and the smoked housing conceals the lights and blends into the background when switched off. Simple “plug in” connections with no cutting or splicing of wires required.

68000104

Fits '14-later Electra Glide, Street Glide, Ultra Limited and Tri Glide models. Separate purchase of Fairing Power Extension Harness P/N 69200921 is required if installed with Hidden AM/FM/WB Antenna P/N 76000513 or Electra Glo Light Rings.

68000035

Fits '96-'13 Electra Glide, Street Glide and Trike mode



B. ELECTRA GLO FAIRING EDGE LIGHTS (SHOWN WITH ELECTRA GLO LIGHT RINGS)

Not all products are available in all countries – please consult your dealer for details.

TOURING & TRIKE 467

Fairing Trim



C. INNER FAIRING TRIM KIT

C. INNER FAIRING TRIM KIT

Add a touch of luxury and style to your dash. This complete kit dresses the inner fairing by surrounding the radio faceplate and front speakers with chrome. Self-adhesive bezels surround the gauges and the gloss black fascia completes the stylish look. Kit includes Gauge Trim Kit, Radio Faceplate Trim and two Front Speaker Trim Rings.

61400199

Fits '14-later Electra Glide®, Street Glide®, Ultra Limited and Tri Glide® models. Does not fit CVO models or models equipped with accessory Boom! Audio Fairing Speakers.

D. GAUGE TRIM KIT

A touch of chrome makes all the difference. These classic gauge bezels take just a few minutes to install, and add the beauty of chrome to your dash. Trim rings are formed to the gauge shapes and feature peel-and-stick adhesive backing for permanent installation. Kit includes chrome gauge trim rings and a gloss black mounting plate.

61400200

Fits '14-later Electra Glide, Street Glide, Ultra Limited and Tri Glide models.

E. RADIO TRIM BEZEL

This chrome faceplate trim accents the center section of the inner fairing and highlights the radio. Trim is formed to the radio surround and feature peel-and-stick adhesive backing for simple, permanent installation.

61400201

Fits '14-later Electra Glide, Street Glide, Ultra Limited and Tri Glide models.



C. INNER FAIRING TRIM KIT



D. GAUGE TRIM KIT



E. RADIO TRIM BEZEL

Not all products are available in all countries – please consult your dealer for details.

468 TOURING & TRIKE

Fairing Trim

A. INNER FAIRING TRIM KIT – ROAD GLIDE®

Add a touch of luxury and style to your dash. This complete kit dresses the inner fairing by surrounding the gauges, radio faceplate and front speakers with chrome. Self-adhesive bezels are easy to install, and add a brilliant finish to matte or gloss finish inner fairings. The 6-piece kit includes the Gauge Trim Kit, Radio Faceplate Trim and two Front Speaker Trim Rings.

61400296 6-Piece Kit.

Fits '15-later Road Glide models (except FLTRUSE). Does not fit models equipped with Boom! Audio Fairing Speakers.

B. GAUGE TRIM KIT – ROAD GLIDE

A touch of chrome makes all the difference. The classic gauge bezels take just a few minutes to install, and add the beauty of chrome to your dash. Trim rings are formed to the gauge shapes and feature peel-and-stick adhesive backing for permanent installation. The 3-piece kit includes speedo/tach pod surround and 2 auxiliary gauge trim rings.

61400299 3-Piece Kit.

Fits '15-later Road Glide models.

C. RADIO TRIM BEZEL – ROAD GLIDE

This chrome faceplate trim accents the center section of the inner fairing and highlights the radio. Trim is formed to the radio surround and feature peel-and-stick adhesive backing for simple, permanent installation.

61400298

Fits '15-later Road Glide models.

D. SPEAKER TRIM – ROAD GLIDE

When it comes to style, this chrome-plated trim makes your speakers look as good as they sound. These bezels mount directly over the Original Equipment speaker grills, and add a subtle spot of chrome. Easy to install, the kit includes left and right speaker trim.

61400297

Fits '15-later Road Glide models (except FLTRUSE). Does not fit models equipped with Boom! Audio Fairing Speakers.

E. ROAD GLIDE FAIRING SPEAKER GRILL

Streamline the appearance of the Road Glide model's inner fairing. Easy-to-install snap-in perforated metal speaker grill features a smooth face for a clean, custom look. Kit includes left and right speaker grills and replacement gaskets.

76000735

Fits '15-later FLTRX, FLTRXS and FLTRU models.



A. INNER FAIRING TRIM KIT – ROAD GLIDE



A. INNER FAIRING TRIM KIT – ROAD GLIDE



B. GAUGE TRIM KIT – ROAD GLIDE



C. RADIO TRIM BEZEL – ROAD GLIDE



D. SPEAKER TRIM – ROAD GLIDE



E. ROAD GLIDE FAIRING SPEAKER GRILL

TOURING & TRIKE 469


Fairing Trim



**F. INNER FAIRING TRIM KIT
(SHOWN WITH FAIRING DASH PAD)**



F. INNER FAIRING TRIM KIT



G. CHROME INSTRUMENT BEZELS



H. RADIO FACEPLATE TRIM



**H. RADIO FACEPLATE TRIM –
SKULL AND BAR & SHIELD LOGO**

F. INNER FAIRING TRIM KIT

Add a touch of luxury and style to your dash. This complete kit dresses the inner fairing by surrounding the radio faceplate and gauges with chrome. Package includes: Bar & Shield® Radio Faceplate, two 4.0" Speedo/Tach Gauge Bezels, four 2.0" Gauge Bezels, Radio and Gauge Faceplate Trim and two Front Speaker Trim Rings.

96396-09

Fits '06-'13 Electra Glide®, Street Glide® and Trike models equipped with the Advanced Audio System Radio.

G. CHROME INSTRUMENT BEZELS

A touch of chrome makes all the difference. These bezel covers take just seconds to install and add the beauty of chrome to your dash. Available to fit all the fairing-mount gauges, these easy-to-install, chrome-plated formed rings feature peel-and-stick adhesive backing for permanent installation.

1. 4" Chrome Gauge Bezel

74541-00

Fits Speedometer and Tachometer Gauges on '00-later XL, '00-'13 Dyna® (except FLD and FXDWG), '13-later FXSB, FXSBSE, and FXST-Aus, and '00-'13 Electra Glide, Street Glide, Road Glide® and Trike Models. Sold individually.

2. 2" Chrome Gauge Bezel

74550-92T

Fits Voltmeter, Oil Pressure, Air Temp and Fuel Gauge on '86-'13 Electra Glide, Street Glide, Road Glide and Trike models. Sold in pairs.

3. Chrome Indicator Lamp Bezel Cover

74562-98

Fits '96-'13 Electra Glide, Street Glide and Trike models.

4. Radio and Gauge Faceplate Trim

74612-06

Fits '96-'13 Electra Glide, Street Glide and Trike models.

H. RADIO FACEPLATE TRIM

This brushed aluminum radio faceplate features self-adhesive installation on any model equipped with the Advanced Audio System Radio.

77142-06 Skull.

Fits '06-'13 Touring models equipped with Advanced Audio System Radio.

77143-07 Bar & Shield.

Fits '06-'13 Touring models equipped with Advanced Audio System Radio.

470 TOURING & TRIKE

Fairing Trim

A. INNER FAIRING TRIM – CARBON FIBER DESIGN

Transform the look of the inner fairing with this easy-to-install fairing trim accents. These self-adhesive components add a contrasting look to the expanse of satin black or color-matched surface in front of you. The 5-piece kit includes media storage door trim, left panel trim and 3-piece switch panel trim. The Gauge Trim surrounds the instrument cluster for added depth and dimension.

Fits '14-later Electra Glide®, Street Glide®, Ultra Limited and Tri Glide® models.

61400328 Gauge Trim.

61400334 5-Piece Trim.



A. INNER FAIRING TRIM – CARBON FIBER DESIGN

B. GAUGE BEZEL KIT – GLOSS BLACK

Complete the custom look of the inner fairing. These aluminum Gauge Bezels feature a rich gloss black surface, and are machined to cover the bright bezel that surrounds the Original Equipment gauges. The easy to install gauge bezel kit includes Speedometer and Tachometer bezels and auxiliary gauge bezels.

61400399 4-Bezel Kit.

Fits '14-later Electra Glide, Street Glide, Ultra Limited, Road Glide® and Tri Glide models.

C. FORK LOCK AND IGNITION SWITCH – GLOSS BLACK

It's the details that count. When you've completed your sinister blacked-out inner fairing, console and handlebar installation, the one remaining component that still stands out is the chrome fork lock and ignition switch. These Gloss Black Ignition Switch Components replace the factory-installed chrome parts and blend into the black surroundings for a seamless look.

71400126

Fits '14-later Electra Glide, Street Glide, Ultra Limited, Road Glide and Tri Glide models (except CVO). Keyed to match lock requires vehicle Key Code.


Shown with:

ROAD GLIDE IGNITION SWITCH PANEL TRIM – GLOSS BLACK

It's the details that count. When you've completed your sinister blacked-out Road Glide inner fairing, console and handlebar installation, the one remaining component that still stands out is the chrome switch panel. This gloss black panel replace the factory-installed chrome parts and blends into the black surroundings for a seamless look.

25700648

Fits '15-later FLTRX, FLTRXS and FLTRU models.



B. GAUGE BEZEL KIT – GLOSS BLACK



C. IGNITION SWITCH & SWITCH PANEL TRIM – GLOSS BLACK

Not all products are available in all countries – please consult your dealer for details.

TOURING & TRIKE 471

Fairing Trim



**D. BURST COLLECTION GAUGE BEZEL KIT
(61400317 SHOWN)**



**D. BURST COLLECTION GAUGE BEZEL KIT
(61400260 SHOWN)**



**D. BURST COLLECTION GAUGE BEZEL KIT
(61400317 SHOWN)**



**D. BURST COLLECTION GAUGE BEZEL KIT
(61400260 SHOWN)**



**E. BURST COLLECTION SPEAKER TRIM –
FRONT (76000623 SHOWN)**



**E. BURST COLLECTION SPEAKER TRIM –
REAR (76000621 SHOWN)**

D. BURST COLLECTION GAUGE BEZEL KIT

Complete the custom look of the inner fairing. Burst Collection Gauge Bezels feature contrasting gloss black and sculpted machined surfaces that send reflections of light in all directions. The perfect match for Burst Speaker Trim, this easy to install gauge bezel kit includes Speedometer and Tachometer bezels and auxiliary gauge bezels.

61400317 4-Bezel Kit.

Fits '14-later Electra Glide®, Street Glide®, Ultra Limited, Road Glide® and Tri Glide® models.

61400260 6-Bezel Kit.

Fits '96-'13 Electra Glide, Street Glide, Road Glide and Trike models.

E. BURST COLLECTION SPEAKER TRIM

Sculpted machining sends reflections of light in all directions. The Burst Collection Speaker Trim features a rich black anodized finish that is machined to expose the highlights of raw aluminum. The contrasting cut-back spider makes a powerful visual statement, and works great with both traditional and contemporary customizing styles. Burst Collection Speaker Trim fits with both Original Equipment and Boom! Audio Speakers. Kit includes mounting hardware. Sold in pairs.

76000623 Front.

Fits '14-later Electra Glide, Street Glide, Ultra Limited and Tri Glide models with Original Equipment or Boom! Audio Stage I Fairing Mount Speakers. Will not fit FLHXSE or models equipped with Boom! Audio Stage II Speakers.

76000307 Front.

Fits '96-'13 Electra Glide, Street Glide (except '11-'12 FLHXSE) and Trike models with Original Equipment or Boom! Audio Fairing Mount Speakers. Does not fit Tour-Pak™ or Fairing Lower Speakers.

76000621 Rear.

Fits '14-later Electra Glide, Street Glide, Ultra Limited, Road Glide and Tri Glide models with Original Equipment or Boom! Audio Stage I Tour-Pak mounted speakers.

76000522 Rear.

Fits '96-'13 Electra Glide, Road Glide and Tri Glide models with Original Equipment or Boom! Audio Tour-Pak mounted speakers.

472 TOURING & TRIKE

Fairing Trim

A. SPEAKER TRIM – CHROME

When it comes to style, this chrome-plated trim makes your speakers look as good as they sound. These bezels mount directly over the Original Equipment speaker grills, and add a subtle spot of chrome. Easy to install, the kit includes left and right speaker trim and required mounting supplies.

61400197 Front.

Fits '14-later Electra Glide®, Street Glide®, Ultra Limited and Tri Glide® models with Original Equipment speakers. Does not fit FLHTKSE models or models equipped with Boom! Audio High Performance Speakers.

61400194 Rear.

Fits '14-later FLHTCU, FLHTCUL, FLHTK, FLHTKL, FLTRU and FLHTCUTG models with Original Equipment Tour-Pak™ speakers. Does not fit FLHTKSE, FLTRUSE or models equipped with Boom! Audio High Performance Speakers.

74604-99 Front.

Fits '96-'13 Electra Glide, Street Glide and Trike models with Original Equipment Speaker Grills. Does not fit '11-'13 FLHXSE, '12-'13 FLHTCUSE or models equipped with Boom! Audio High Performance Speakers.

74584-99 Rear.

Fits '98-'13 FLHTCU, FLHTK and FLHTCUTG models. Does not fit '12-'13 FLHTCUSE or models equipped with Boom! Audio High Performance Speakers.

B. BOOM! AUDIO STAGE I SPEAKER TRIM

Add a touch of chrome to your Boom! Audio Speakers. Chrome trim rings outline the speaker and accent the rich black speaker grill. Easy to install, the trim rings complement available chrome fairing trim. Sold in pairs.

61400193 Front.

Fits '14-later Electra Glide, Street Glide, Ultra Limited and Tri Glide models with Boom! Audio Stage I Fairing Mount Speakers.

61400210 Rear.

Fits '14-later Electra Glide, Street Glide, Ultra Limited, Road Glide® Ultra and Tri Glide models with Rear Speaker Pods and Boom! Audio Stage I Tour-Pak Rear Speakers.

76000156 Front.

Fits '98-'13 Electra Glide, Street Glide and Trike models equipped with Boom! Audio Fairing Mount Speakers.

76000157 Rear.

Fits '98-'13 Touring models with Rear Speaker Pods and Boom! Audio Tour-Pak Rear Speakers.



A. SPEAKER TRIM – FRONT
'14-LATER MODELS



A. SPEAKER TRIM – REAR
'14-LATER MODELS



A. SPEAKER TRIM – FRONT
'96-'13 MODELS



A. SPEAKER TRIM – REAR
'98-'13 MODELS




B. BOOM! AUDIO STAGE I SPEAKER TRIM –
FRONT, '14-LATER MODELS



B. BOOM! AUDIO STAGE I SPEAKER TRIM –
REAR, '14-LATER MODELS



B. BOOM! AUDIO STAGE I SPEAKER TRIM –
FRONT, '98-'13 MODELS



B. BOOM! AUDIO STAGE I SPEAKER TRIM –
REAR, '98-'13 MODELS

TOURING & TRIKE 473

Fairing Trim



C. TAPERED FAIRING MOUNT MIRRORS – CHROME



C. TAPERED FAIRING MOUNT MIRRORS

Reflect your personal style. These slim forged aluminum Fairing Mount Mirrors minimize the profile at the edges of the Batwing Fairing for a clean custom look. The single-stalk mount permits a wide range of adjustability and the convex mirror face maximizes the field of view. The mirrors are designed as a direct replacement for the Street Glide model's Original Equipment mirrors, and can be installed on other Batwing fairing-equipped models in place of handlebar-mounted mirrors. Tapered Fairing Mirrors are available in your choice of polished chrome or gloss black Edge Cut finish to match your styling direction.

Fits '14-later Electra Glide®, Street Glide®, Ultra Limited and Tri Glide® models.

56000098A†† Chrome.

56000099A†† Edge Cut.



C. TAPERED FAIRING MOUNT MIRRORS – EDGE CUT



D. FAIRING MOUNT MIRRORS – BLACK

Fairing Mount Mirrors offer a truly innovative look from the traditional handlebar-mounted mirrors. Mounting just inside the inner fairing, the molded plastic mirror housings complement the contours of the batwing fairing. They provide a wide range of adjustability and feature convex mirror glass that maximizes your field of view. The Bar & Shield® logo is carefully laser-etched on each mirror glass. Kit includes necessary hardware, instructions and mounting template for easy installation.

56000076††

Fits '14-later Electra Glide, Ultra Limited and Tri Glide models. Original Equipment on Street Glide models (except FLHTCUTC).

91945-98B††

Fits '96-'13 Electra Glide and Trike models. Original equipment on Street Glide models.

E. FAIRING MOUNT MIRRORS – CHROME

Add a splash of chrome to the batwing inner fairing. These Fairing Mount Mirrors de-clutter the handlebar and add a contemporary aero style to your ride. The attractive chrome housing provides a custom look, and the convex mirror and wide range of adjustment maximizes your field of view. A direct bolt-on replacement for Original Equipment fairing mount mirrors, the kit includes the hardware and mounting template required for easy and accurate installation on many models.

56000077

Fits '14-later Electra Glide, Street Glide, Ultra Limited and Tri Glide models. Original Equipment on Street Glide models (except FLHTCUTC).

56000029††

Fits '96-'13 Electra Glide, Street Glide and Trike models. Original Equipment on '12 FLHXSE models.



D. FAIRING MOUNT MIRRORS – BLACK



E. FAIRING MOUNT MIRRORS – CHROME

F. ILLUMINATED FAIRING MOUNT MIRROR COVERS – CHROME

Add auxiliary LED turn signals and a splash of chrome to the inner fairing. The perfect finishing touch to a fully-dressed inner fairing, these chrome-plated mirror housings feature fast-acting amber LED turn signals at the outer edge. Side turn signals attract attention from the drivers around you, and the plug-in, no-splice design simplifies installation.

56000084

Fits '14-later Touring and Trike models with fairing-mount mirrors. Does not fit with Split Vision Fairing Mount Mirrors P/N 92085-10 or Tapered Fairing Mount Mirrors P/N 56000098A or 56000099A.

92600-10

Fits '06-'13 FLHX and FLHXSE and Electra Glide models equipped with Fairing Mount Mirrors P/N 91945-98B. Does not fit with Split Vision Fairing Mount Mirrors P/N 92085-10.



F. ILLUMINATED FAIRING MOUNT MIRROR COVERS – CHROME



G. FAIRING MOUNT MIRROR COVERS – CHROME

G. FAIRING MOUNT MIRROR COVERS – CHROME

Add a splash of chrome to the inner fairing. The chrome-plated housings wrap around the back and side of the Fairing Mount Mirrors, presenting a clean, uncluttered profile. The perfect finishing touch to a fully dressed inner fairing.

91924-09

Fits '06-'13 FLHX and FLHXSE models. Also fits Electra Glide models equipped with Fairing Mount Mirrors P/N 91945-98B. Does not fit with Split Vision Fairing Mount Mirrors P/N 92085-10.

†† (E)

Not all products are available in all countries – please consult your dealer for details.

474 TOURING & TRIKE

Console Trim

A. GLOSS BLACK CONSOLE KIT

Lead the way to the dark side. This blacked-out Console Kit includes the major components required to change the chrome console to a dark custom look. Manufactured from Original Equipment components for superior fit and finish, the kit includes black console, gasket, and hardware. Available for models with or without 7-pin DIN headset connector. Add your choice of Fuel Door (sold separately) to set your bike apart from the crowd.

Fits '08-later Electra Glide®, Street Glide®, Ultra Limited, Road Glide® and Tri Glide® models with center fill tank.

70900463 Without CB Communications Port.

70900501 With CB Communications Port.

B. FUEL TANK CONSOLE DOOR – THE BURST COLLECTION

Rich black surfaces and prismatic machined aluminum define the Burst Collection Fuel Door. The race-track ridges and the inner spider design make a powerful visual statement, and are the perfect match to the available Gloss Black Console and Smooth Push Button accessories. Kit includes mounting hardware.

70900474A

Fits '08-later Electra Glide, Street Glide, Ultra Limited, Road Glide and Tri Glide models with center fill tank.

C. FUEL TANK CONSOLE DOOR – GLOSS BLACK

The gloss black fuel door is the perfect match for the Gloss Black Console Kit. The easy-to-install fuel door replaces the stock door, and reuses Original Equipment mounting hardware.

70900465A

Fits '08-later Electra Glide, Street Glide, Ultra Limited, Road Glide and Tri Glide models with center fill tank.

D. WILLIE G™ SKULL FUEL TANK CONSOLE DOOR

Add a little attitude to your ride. Styled to complement Harley-Davidson® Skull accessory items, the menacing raised skull with black-filled eyes leaps from a field of chrome. The surrounding Harley-Davidson Motorcycles script is the perfect finishing touch. These easy-to-install Fuel Doors replace the stock door, and reuse Original Equipment mounting hardware and lock.

61308-09A

Fits '08-later Electra Glide, Street Glide, Ultra Limited, Road Glide and Tri Glide models with center fill tank.

61374-04

Fits '92-'07 Electra Glide, Tour Glide® and Road Glide models with center fill tank.

E. NUMBER ONE SKULL FUEL TANK CONSOLE DOOR

The sinister Harley-Davidson #1 Skull logo dresses for a night on the town. This complete die-cast aluminum collection has been polished and chrome-plated to a brilliant shine, then finished with a contrasting black-filled Dark Custom® Skull logo. These easy-to-install Fuel Doors replace the stock door, and reuse Original Equipment mounting hardware and lock.

62378-10A

Fits '08-later Electra Glide, Street Glide, Ultra Limited, Road Glide and Tri Glide models with center fill tank.



**A. GLOSS BLACK CONSOLE KIT
(70900463 SHOWN)
(SHOWN WITH BURST FUEL DOOR)**



**A. GLOSS BLACK CONSOLE KIT
(70900501 SHOWN)
(SHOWN WITH BLACK FUEL DOOR)**



**B. FUEL TANK CONSOLE DOOR –
THE BURST COLLECTION**



**C. FUEL TANK CONSOLE DOOR –
GLOSS BLACK**



**D. WILLIE G SKULL FUEL TANK
CONSOLE DOOR**



**E. NUMBER ONE SKULL FUEL TANK
CONSOLE DOOR**

TOURING & TRIKE 475

Console Trim



F. "LIVE TO RIDE" FUEL TANK CONSOLE DOOR – GOLD



F. "LIVE TO RIDE" FUEL TANK CONSOLE DOOR – CHROME



G. FLAMES FUEL TANK CONSOLE DOOR – GOLD



G. FLAMES FUEL TANK CONSOLE DOOR – CHROME



H. SMOOTH PUSH-BUTTON FUEL TANK CONSOLE DOOR RELEASE – CHROME



H. SMOOTH PUSH-BUTTON FUEL TANK CONSOLE DOOR RELEASE – GLOSS BLACK



I. PUSH-BUTTON FUEL TANK CONSOLE DOOR RELEASE



F. "LIVE TO RIDE" FUEL TANK CONSOLE DOOR

"Live To Ride, Ride to Live." It has become the motto of the Harley-Davidson® nation, accompanying riders over millions of miles of travel. This collection is a tribute to that way of life. These easy-to-install Fuel Doors replace the stock door, and reuse Original Equipment mounting hardware and lock. Available in your choice of gold or chrome finish.

Fits '08-later Electra Glide®, Street Glide®, Ultra Limited, Road Glide® and Tri Glide® models with center fill tank.

61335-09A Gold.

61300049A Chrome.

Fits '92-'07 Electra Glide, Tour Glide® and Road Glide models with center fill tank.

61286-92T Gold.

G. FLAMES FUEL TANK CONSOLE DOOR

Ever since they began emerging on gas tanks a few decades ago, flames have been a symbol of custom styling. Now, Harley-Davidson continues the tradition with the Flames Collection. These easy-to-install Fuel Doors replace the stock door, and reuse Original Equipment mounting hardware and lock. Available in your choice of gold or chrome finish.

Fits '08-later Electra Glide, Street Glide, Ultra Limited, Road Glide and Tri Glide models with center fill tank.

61319-09A Gold.

61300050A Chrome.

Fits '92-'07 Electra Glide, Tour Glide and Road Glide models with center fill tank.

61359-98 Gold.

H. SMOOTH PUSH-BUTTON FUEL TANK CONSOLE DOOR RELEASE

Add stop-and-go speed at the gas pump. The smooth button replaces the lock for push-to-open convenience. No more digging in your pocket for the key. The large button is easy to operate while wearing gloves.

Fits '92-later Electra Glide, Street Glide, Ultra Limited, Tour Glide, Road Glide and Tri Glide models with center fill tank.

53919-04A Chrome.

90300096 Gloss Black.

I. PUSH-BUTTON FUEL TANK CONSOLE DOOR RELEASE

An added convenience you'll appreciate at fuel stops. This lockable replacement for your stock fuel tank console door lock allows the door to be opened without a key by depressing the center button of the lock. For basic security, it can be locked with any barrel key.

53842-00C

Fits '92-later Electra Glide, Street Glide, Ultra Limited, Tour Glide, Road Glide and Tri Glide models with center fill tank.

Not all products are available in all countries – please consult your dealer for details.

476 TOURING & TRIKE

Console Trim

A. SWITCH PANEL ACCENT

Dress for success. This handsome trim element frames the ignition and flanking rocker switches in chrome. Simple to install with peel-and-stick adhesive, the kit also includes inserts to cover inactive switch openings. Complete the chrome look with optional Radio Trim P/N 74612-06 and Chrome Gauge Bezels.

61400001

Fits '96-'13 Electra Glide®, Street Glide® and Trike models.



A. SWITCH PANEL ACCENT

B. SPECIAL EDITION MEDALLION

Special Edition Medallion with Harley-Davidson® logo. Adhesive backing for easy installation.

Fits '96-'13 Electra Glide inner fairing and other flat surfaces.

14813-03 Peace Officer – Nickel Finish.

14814-03 Firefighter – Brass Finish.



B. SPECIAL EDITION MEDALLION – PEACE OFFICER AND FIREFIGHTER

C. FORK LOCK COVER

This chrome-plated aluminum die-cast cover finishes the look of the Road King® fork lock. The protective cover adds a finishing touch to the handlebar cover and the smooth domed lid flips up to provide access to the fork lock. Includes chrome-plated flush-mount hardware.

71790-05 Fits '94-later Road King models.



C. FORK LOCK COVER – CLOSED



C. FORK LOCK COVER – OPEN

D. "BULLSEYE" CONSOLE NUT

Replace your plain stock chrome acorn nut with this special chrome-plated Console Nut that features a machined "Bullseye" design highlighted with black accent rings.

94755-99

Fits '93-'03 FXDWG, '90-'95 and '00-later Softail® (except FLSTSB, FXCW, FXCWC, FXS, FXSB, FXSBSE, FXSE, FXST-AUS, FXSTD and '09-later FLS, FLSS and FLSTC) and '94-'07 Road King models.



C. FORK LOCK COVER – CLOSED

E. "BULLSEYE" CONSOLE WASHER

As a replacement for the plain stock washer on Road King models, this chrome-plated billet Console Washer features a three dimensional, machined-in "Bullseye" design, highlighted with black accent rings. A stainless steel mounting screw is provided and, once installed, is hidden under the black center insert with Bar & Shield® logo.

94753-99

Fits '84-later Softail (except FXSB and FXSE) and '94-'07 Road King (except FLHRS) tank panels with screw mounts.



C. FORK LOCK COVER – OPEN

F. GAUGE VISOR RING

A touch of chrome makes all the difference. These easy-to-install trim rings feature an integrated eyebrow visor to shield the gauge face from the sun's glare. Self-adhesive backing for secure mount.

74661-04 5.0" Gauge.

Fits '12-later FLD, '99-'08 FXDWG, '15-later FXDF, '99-later Softail (except FLSTFSE, FLSTNSE, FXCW, FXCWC, FXS, FXSB, FXSBSE, FXSE, FXST-Aus, FXSTD and models equipped with Chrome Console P/N 67575-04) and '99-'07 Road King models.

74662-04 4.0" Gauge.

Fits '99-later XL, '99-'13 Dyna® (except FXDWG), FXS, FXSB, FXSBSE, FXST-Aus and '98-'13 Road Glide® models.



D. "BULLSEYE" CONSOLE NUT



E. "BULLSEYE" CONSOLE WASHER

G. FUEL TANK MOUNTING HARDWARE KIT – CHROME


Beauty lies in the details, and this chrome-plated Fuel Tank Mounting Hardware Kit ensures you won't leave this one overlooked. The perfect finishing touch to your fuel tank, the kit includes the "Bullet Tip" custom bolts and machined washers required for the specific model application. Hardware design matches the Chrome Bullet Tip Footpeg Bolt Kit P/N 94133-01 and other available accessories.

62920-00A

Fits '98-later Touring and Trike models.



F. GAUGE VISOR RING



G. FUEL TANK MOUNTING HARDWARE KIT – CHROME

TOURING & TRIKE 477

Fender Trim



H. FRONT FENDER TRIM KIT – CHROME

H. FRONT FENDER TRIM KIT – CHROME

Replace the Original Equipment stainless steel fender trim with a splash of chrome. Kit includes left and right side trim strip.

59209-91T

Fits '86-later FLSTC and FLSTN and '82-'13 Touring models (except Road Glide® and Road King® Custom). Does not fit models equipped with clean front fender.

I. AIR WING FRONT FENDER RAIL*

Shaped by the wind, this aerodynamic front fender rail features an inverted-wing tip and support rails that complement the sweeping lines of the fender. As a stylish replacement for the traditional rubber bumper and rails, the completed installation mirrors the design of the Original Equipment fender tip and spears. The hidden hardware adds to the clean, custom appearance. The mirror chrome surface and embossed Harley-Davidson lettering finishes the look.

59600022

Fits '14-later FLHTCU, FLHTCUL, FLHTK and FLHTKL models.

J. ELECTRA GLIDE® SPORT AND ROAD KING FRONT BUMPER ASSEMBLY*

Add style and protection to the front fender of your Electra Glide Sport or Road King motorcycle.

91085-83D

Fits '94-'13 FLHR, '87-'93 FLHS and '96-'13 FLHT models. Does not fit Trike models.

K. V-LOGO FRONT FENDER RAIL*

A stylish re-creation of a popular Hydra Glide accessory, this twin tube design sweeps smartly back along the front fender. Matching Touring V-Logo Rear Fender Rail P/N 91100-94 integrates the styling from front to rear. Includes mounting hardware and installation instructions.

91099-94A

Fits '80-'13 FLHR, FLHRC, FLHT, FLHTC, FLHTCU, FLHTK and FLT, '80-'93 FLHS and '09-'13 FLHTCUTG models.

L. V-LOGO REAR FENDER RAIL*

Designed with a similar styling theme to match our Touring V-Logo Front Fender Rail P/N 91099-94A. Replaces the stock rear fender rail and rubber bumper on Touring models. Chrome-plated twin tubes are crowned with a hand-polished and chrome-plated cast V-Logo reminiscent of the Harley-Davidson® 1953 Golden Anniversary medallion. Includes hardware and installation instructions.

91100-09

Fits '09-later FLHR, FLHRC, FLHT, FLHTC, FLHTCU, FLHTCUL, FLHTK, FLHTKL, FLTR and FLTRU models. Does not fit with mud flaps.

91100-94

Fits '80-'08 FLHR, FLHRC, FLHT and FLT, '80-'93 FLHS '98-'03 FLTR models. Does not fit with mud flaps.



I. AIR WING FRONT FENDER RAIL



I. AIR WING FRONT FENDER RAIL



J. ELECTRA GLIDE SPORT AND ROAD KING FRONT BUMPER ASSEMBLY



K. V-LOGO FRONT FENDER RAIL



L. V-LOGO REAR FENDER RAIL



***WARNING:** Fender rails are decorative items only. Do not strap anything to the rails. Adding additional weight to the front fender could adversely affect vehicle handling, causing loss of control and death or serious injury.

Not all products are available in all countries – please consult your dealer for details.

478 TOURING & TRIKE

Fender Trim

A. FRONT FENDER RAIL AND STANCHION KIT*

Chrome-plated accents straight from our 1947 catalog. Includes template for easy installation.

91117-97

Fits '84-later FL Softail® (except FLS, FLSS, FLSTF, FLSTFB, FLSTFBS, FLSTNSE, FLSTSB and FLSTSE) and Touring and Trike models.

B. FRONT FENDER TRIM

Add a sweeping dash of chrome to the front fender. Chrome-plated tapered spear features a stepped design that accentuates the flowing fender lines. Self-adhesive backing simplifies installation.

14100618

Fits FLD, FL Softail, Touring and Trike models with full front fender.

C. BAR & SHIELD® LOGO FRONT FENDER SPEAR

This chrome-plated trim spear adds a sweeping dash of chrome to the front fender. Featuring a raised Bar & Shield logo set against a textured black field, this self-adhesive medallion is easy to install.

91195-04 Large.

Fits FLD, FL Softail (except FLSTSB), Touring and Trike models.

D. BAR & SHIELD FENDER TIP LENS KIT

Chrome-plated polycarbonate construction features translucent Bar & Shield emblems. The kit includes front and rear lenses. Front lens features an amber Bar & Shield, rear lens features a red Bar & Shield. Quick and easy installation.

59081-96 Front and Rear.

Fits '80-later FLSTC, '93-'96 FLSTN and '80-'08 FLHR, FLHS, FLHT and FLT models. (Does not fit Springer®, FLHRS or FLTR models.)

E. FENDER TIP LENS KIT WITH SKULL LOGO

This chrome-plated Fender Tip Lens Kit adds a little attitude to your ride. The kit features front and rear lenses with a translucent illuminated skull silhouette. The easy-to-install kit includes an amber front lens and red rear lens.

59651-01

Fits '86-later FLSTC, '93-'96 FLSTN and '80-'08 Electra Glide®, Tour Glide® and Road King® models (except FLHRC and FLHRS).

F. "LIVE TO RIDE" LOGO FENDER TIP

Made of durable ABS plastic. Includes mounting hardware and installation instructions.

59068-96 Front.

Fits '80-'13 FLSTC, FLHR and FLT, '93-'96 FLSTN and '09-'13 FLHTCUTG models (replaces fender lamp assembly). (Does not fit Springer, FLHRS and FLTR models.)

59069-96 Rear.

Fits '80-'08 FLSTC, FLHR and FLT and '93-'96 FLSTN models (replaces fender lamp assembly). (Does not fit Springer, FLHRS or FLTR Road Glide® models.)

G. H-D® CLASSIC FENDER TIP

Stock on Road King Classic models, these nostalgic-look fender tips are also available for other models. Replaces fender lamp assembly.

59002-98 Front.

Fits '80-'13 FL, '86-'08 FLSTC, '94-'13 FLHR and '09-'13 FLHTCUTG models.

59052-98 Rear.

Fits '80-'08 FL and FLHR models and '86-'99 FLSTC models. (Does not fit FLSTF and FLTR models.)



A. FRONT FENDER RAIL AND STANCHION KIT



B. FRONT FENDER TRIM KIT



C. BAR & SHIELD LOGO FRONT FENDER SPEAR



D. BAR & SHIELD FENDER TIP LENS



E. FENDER TIP LENS WITH SKULL LOGO



F. "LIVE TO RIDE" LOGO FENDER TIP



G. H-D CLASSIC FENDER TIP



***WARNING:** Fender rails are decorative items only. Do not strap anything to the rails. Adding additional weight to the front fender could adversely affect vehicle handling, causing loss of control and death or serious injury.

Not all products are available in all countries – please consult your dealer for details.

TOURING & TRIKE 479

Fender Trim



H. FRONT FENDER SKIRT – CHROME
(SHOWN WITH FENDER SKIRT MEDALLION)



H. FRONT FENDER SKIRT – GLOSS BLACK

H. FRONT FENDER SKIRT

Designed as an easy-to-install replacement for the Original Equipment fender trim, this formed steel fender skirt features four raised accent ribs that wrap around the rear to add depth and texture. Available in your choice of mirror-finished chrome or gloss black finishes, the skirt is the perfect complement to any styling direction. And for a distinctive look, the flat side panels are the perfect spot to place your choice of self-adhesive medallions (sold separately). Kit includes mounting hardware.

Fits '14-later Touring and Tri Glide® models with Original Equipment fender skirts.

61400312 Chrome.

61400311 Gloss Black.



I. FENDER SKIRT MEDALLIONS



J. CONCHO FENDER SKIRT

I. FENDER SKIRT MEDALLIONS

Personalize your fender skirts or almost any flat surface. These heavy-weight cast three-dimensional medallions add a distinctive look to your ride, and complement other available Harley® accessory collections. Self-adhesive backing holds the medallion firmly in place. Medallions are approximately 1.5" diameter. Sold in pairs.

14100747 Bar & Shield®.

14100748 Classic H-D®.

14100749 Willie G™ Skull.

J. CONCHO FENDER SKIRT

This decorative fender skirt features conchos inspired by the Heritage Softail® Classic motorcycle.

59147-96

Fits '06 FLST, '86-'08 FLSTC, '93-'96 FLSTN, '80-'13 Touring and '09-'13 Trike models equipped with Original Equipment fender skirt.

K. WILLIE G SKULL FENDER SKIRT

This decorative chrome-plated fender skirt is a direct replacement for stock fender skirt. Features a three-dimensional sculptured concho with skull design set off with black accents. Mounting hardware included.

59582-02A

Fits '06 FLST, '86-'08 FLSTC, '93-'96 FLSTN, '80-'13 Touring and '09-'13 Trike models equipped with Original Equipment fender skirt.



K. WILLIE G SKULL FENDER SKIRT



L. FLAMES FENDER SKIRT

L. FLAMES FENDER SKIRT

Designed as an easy-to-install replacement for the Original Equipment fender skirt, this chrome steel fender skirt features an embossed 3-D flame design. Kit includes mounting hardware.

60179-06

Fits '06 FLST, '86-'08 FLSTC, '93-'96 FLSTN, '80-'13 Touring and '09-'13 Trike models equipped with Original Equipment fender skirt.

M. BAR & SHIELD FENDER SKIRT

This rigid-steel fender skirt, designed to replace the original factory-equipped aluminum trim, is formed, polished, and chrome-plated. Its ribbed pattern offers a unique styling element and adds rigidity. Subtle but distinctive brushed aluminum Bar & Shield logos are framed by a stamped-in ribbed outline on both sides.

59228-91

Fits '06 FLST, '86-'08 FLSTC, '93-'96 FLSTN, '80-'13 Touring and '09-'13 Trike models equipped with Original Equipment fender skirt.



M. BAR & SHIELD FENDER SKIRT



N. ROAD KING CLASSIC FENDER SKIRT

N. ROAD KING® CLASSIC FENDER SKIRT

The latest in the family of Road King-inspired accessories, this chrome-plated steel fender skirt features four raised accent ribs and a die-cast Road King Classic medallion in chrome with black accents. Mounting hardware included.

59005-98

Fits '80-'13 Touring and '09-'13 Trike models equipped with Original Equipment fender skirt.

Not all products are available in all countries – please consult your dealer for details.

480 TOURING & TRIKE

Fender Trim

A. FRONT FENDER ADAPTER KIT

Add a true custom style to your Touring model. This polished and chrome-plated Adapter Kit will allow you to install the smooth curving Fat Boy® or Street Stalker™ front fender on your Touring bike. Manufactured from 6061-T6 billet aluminum, this kit includes all necessary mounting hardware. See your Dealer for primed or Color-Matched fender options.

58900085A

Fits '14-later Touring models (except models equipped with fairing lowers). Does not fit Trike models.

59013-02A

Fits '00-'13 FLHT, FLHTC, FLHTCU, FLHTK and FLHX models. Does not fit Trike models.

B. FL TOURING CLEAN FRONT FENDER

With no holes, this fender provides the starting point for customization. Offered in primed finish and ready to bolt onto existing brackets.

59045-00B

Fits '94-'13 FLHR and '89-'13 FLHT and FLT models.

C. STREET STALKER FRONT FENDER KIT*

The smooth curves of the Street Stalker Front Fender easily create a clean, custom front-end look. Made from high-impact, injection-molded composite materials. Includes mounting hardware.

Fits '86-later FL Softail® models (except Springer®). Also fits '00-later Touring models (except models equipped with fairing lowers) with separate purchase of Fender Adaptor Kit P/N 59013-02A or P/N 58900085A.

59397-98 Primed.

59397-03DH Vivid Black.



A. FRONT FENDER ADAPTER KIT – '14-LATER MODELS



A. FRONT FENDER ADAPTER KIT – '00-'13 MODELS



B. FL TOURING CLEAN FRONT FENDER



C. STREET STALKER FRONT FENDER KIT – VIVID BLACK

*NOTE: Most custom paint sets and bodywork are painted specifically to order. Please contact your dealer for details of delivery times.

Not all products are available in all countries – please consult your dealer for details.



NEW

TOURING & TRIKE 481

Fender & Chassis Trim

D. CUSTOM WRAPPED FRONT FENDER

Give your bike a big hug. This all-steel fender is shaped to show off the full profile of your 19" front wheel. The apron-less fender wraps almost 180 degrees around the front tire for a clean, custom appearance, and the low profile cutaway design exposes the wheel from hub to rim for maximum visual impact. Designed for mistake-proof installation, the fender is pre-drilled to fit Original Equipment fender mounting bosses, and does not require additional fender spacers or install kits. Available in Vivid Black or primed and ready-to-paint finish.

Fits '14-later Touring models equipped with 17", 18" or 19" wheel and tire combination. Does not fit with Fender Tip Assembly P/N 59600003 or 59600006. Does not fit Trike models.

58900196BEO Primed.

58900196DH Vivid Black.

E. CUSTOM STRETCHED SIDE COVERS

Add a long, lean look to the profile of your Touring bike. These Stretched Side Covers are sculpted to smooth the visual transition from the side of the bike to the front of the saddlebag, and trade the traditional stepped look for a rearward flowing design. Shaped to flare out and down the saddlebag face, the sleek side covers complement the body lines and eliminate the saddlebag guard clearance notch at the lower corner for a seamless flow. And unlike some aftermarket designs, these side covers fit without significantly compromising the available passenger foot space. The one-piece covers are a snap-in replacement for the Original Equipment covers, and require no bonding or modification for installation. Available in Vivid Black or primed and ready to paint finish.

Fits '14-later Touring models. Does not fit with Auxiliary Power Port P/N 69201099.

61300671BEO Primed.

61300671DH Vivid Black.

D. CUSTOM WRAPPED FRONT FENDER



NEW

E. CUSTOM STRETCHED SIDE COVERS

Not all products are available in all countries – please consult your dealer for details.

482 TOURING & TRIKE

Chassis Trim – Rear End

A. FENDER SUPPORT KIT – GLOSS BLACK

Manufactured from Original Equipment components to ensure superior fit and finish, the gloss black Fender Support Kit replaces the Original Equipment cast and chrome fender support system and continues the dark look to the area between and behind the saddlebags. The ideal finishing touch for your “blacked-out” Touring bike, these covers are the perfect complement to the optional gloss black Passenger Sissy Bars, Luggage Racks, Tour-Pak™ mounting racks and Docking Hardware Kits. Kit includes gloss black left and right supports and docking hardware slot fillers.

90201206

Fits '14-later Touring models.



A. FENDER SUPPORT KIT – GLOSS BLACK

B. FENDER STRUT COVERS – GLOSS BLACK

Manufactured from Original Equipment components to ensure superior fit and finish, the gloss black Fender Strut Covers conceal the cast fender struts and continue the dark look to the area behind the saddlebags. The ideal finishing touch for your “blacked-out” Touring bike, these covers are the perfect complement to the optional gloss black Passenger Sissy Bars, Stealth Luggage Rack and Docking Hardware Kits.

47498-09

Fits '09-'13 Touring models (except models equipped with rigid-mounted Tour-Pak Luggage.)



A. FENDER STRUT COVERS – GLOSS BLACK



B. FENDER STRUT COVERS – GLOSS BLACK

C. CURVED LICENSE PLATE FRAME WITH LED LIGHTING*

Dress up the rear of your Street Glide® or Road Glide® model and add practical auxiliary lighting at the same time. Designed to replace the Original Equipment black license plate bracket, this curved license plate frame is shaped to hug the contours of the rear fender. The mount attaches to the underside of the rear turn signal bar, and the smooth license plate frame with signature Harley-Davidson® script appears to float above the fender for a custom look. The frame features two vertical LED halo lights that glow while in the run mode and burn brightly when the brakes are applied. Kit includes all necessary harnesses and connectors to enable complete installation – no drilling or wire splicing is required. Available in your choice of chrome or gloss black finish.

Fits '10-later FLHX, FLHXS, FLTRX and FLTRXS models.

67900275 Chrome.

67900273 Gloss Black.



C. CURVED LICENSE PLATE FRAME WITH LED LIGHTING – CHROME



C. CURVED LICENSE PLATE FRAME WITH LED LIGHTING – GLOSS BLACK

D. CURVED LICENSE PLATE FRAME – TOURING

Love the look of your bike but hate the appearance of your state-mandated license plate? This stylish Curved License Plate Frame is shaped to hug the contour of the rear fender. Designed to replace the Original Equipment black license plate bracket, installation requires no drilling or rewiring. The front frame cover conceals the plate's mounting holes and raw edges and the curved shape hides the unfinished rear side of the plate. Available in chrome or gloss black finish, the complete kit includes all required mounting hardware.

Fits '10-later FLHX, FLHXS, FLHXSE, FLTRX and FLTRXS and '10-'12 FLHXSE models.

67900008 Chrome.

67900058 Gloss Black.

Fits '09, FLHR, FLHT and FLTR and '06-'08 FLHX models.

67900056 Chrome.



D. CURVED LICENSE PLATE FRAME – TOURING, CHROME



D. CURVED LICENSE PLATE FRAME – TOURING, GLOSS BLACK



***WARNING:** Disconnecting your DOT required tail, brake and turn signal lighting could reduce your visibility to others and result in death or serious injury.

Not all products are available in all countries – please consult your dealer for details.

TOURING & TRIKE 483

Chassis Trim – Rear End

E. CUSTOM REAR FENDER SYSTEM – PRIMED

Complete with integrated LED brake lights, turn indicators and tail lights, this custom rear fascia and fender kit keeps the back of your bike clean, classy and simple. Originally featured on CVO Touring models, this kit includes everything you need to smoothly blend the shape of the rear fender into the saddlebags and hide the saddlebag mounting structure.

Fits '14-later Touring (except FLHRC, FLTRU and CVO models). Does not fit models equipped with Saddlebag Guard Rails P/N 90200561.

59500246††

Domestic (US-only).

59500245††

International (Australia, Brazil, Canada, Europe, Japan and Mexico).

Fits '09-'13 Touring models (except FLHRC). FLHTC and FLHTCU models require separate purchase of Saddlebag Support Kit P/N 90881-09.

59500105BEO†† Domestic.

59500122BEO†† International.

†† (E)



E. CUSTOM REAR FENDER SYSTEM – WITH CUSTOM VIVID BLACK PAINT – '09-'13 DOMESTIC MODELS



E. CVO STYLE REAR FENDER SYSTEM – '14-LATER DOMESTIC MODELS



E. CVO STYLE REAR FENDER SYSTEM – '14-LATER INTERNATIONAL MODELS



E. CVO STYLE REAR FENDER SYSTEM – '09-'13 DOMESTIC MODELS



E. CVO STYLE REAR FENDER SYSTEM – '09-'13 INTERNATIONAL MODELS

Not all products are available in all countries – please consult your dealer for details.

484 TOURING & TRIKE


Chassis Trim – Trike

A. FENDER TRIM KIT – CHROME

This Chrome Fender Trim Kit dresses the opening of the wheel well and adds a touch of elegance to the rear of the bike. With no visible fasteners, the trim accentuates the shape and protects the painted edge of the rear fender from minor stone chips. Self-adhesive backing for easy installation.

83812-09

Fits '09-later FLHTCUTG models.



A. FENDER TRIM KIT – CHROME

B. EXHAUST TRIM

This chrome-plated accent piece trims the exhaust openings in the trunk fascia and adds a touch of brightwork to the rear of the bike. Easy to install with no visible fasteners, the formed steel trim features pre-applied high-temp adhesive backing for a clean, uncluttered look.

83843-09

Fits '09-later FLHTCUTG models.



B. EXHAUST TRIM

C. WHEEL CENTER COVER KIT

These chrome-plated hubcaps add style and depth to the Trike's rear wheels. The snap-fit covers have no visible fasteners for a clean, custom look.

83841-09

Fits '09-later FLHTCUTG and '15-later FLRT models.

Installation on Original Equipment wheel requires removal of wheel and factory center medallion.



C. WHEEL CENTER COVER KIT

D. TRIKE MUD FLAPS – TRI GLIDE® LOGO

Custom-fit Mud Flaps protect the sides of your Trike's trunk box from spray and road debris and keep the finish clean and free of mud and tar buildup. Custom molded for a perfect fit, these matte black mud flaps feature a raised light gray Tri Glide script logo. Kit includes left and right mud flap, reinforcing brackets and mounting hardware.

59600018

Fits '09-later FLHTCUTG models.



D. TRIKE MUD FLAPS – TRI GLIDE LOGO

TOURING & TRIKE 485

Chassis Trim – Trike



E. TRUNK GUARD – TRI GLIDE

E. TRUNK GUARD

Unique rear guard wraps around the bodywork to protect your finish from damage. Lightweight steel tubing incorporates high-quality welded joints and is hand-polished and chrome-plated for a brilliant finish. Kit includes all necessary mounting hardware for bolt-on installation.

83825-09B

Fits '09-later FLHTCUTG models.

49000069

Fits '15-later FLRT models.

F. ILLUMINATED FASCIA ACCENT TRIM*

Sweeping chrome trim dresses the trunk fascia for a distinctive yet functional look. The inset LED light bar glows as a running lamp when the ignition is on and functions as an auxiliary red lamp when the brakes are applied. Available with smoked or red LED lens to match your customizing direction. Can be installed on models equipped with Trunk Guard.

Fits '14-later Tri Glide® models. Will not fit with Exhaust Trim P/N 83843-09.

68000128 Smoked Lens.


68000129 Red Lens.

Fits '09-'13 Trike models. Will not fit with Exhaust Trim P/N 83843-09.

84023-11 Red Lens.



E. TRUNK GUARD – FREEWHEELER®



F. ILLUMINATED FASCIA ACCENT TRIM – RED LENS



F. ILLUMINATED FASCIA ACCENT TRIM – RED LENS



F. ILLUMINATED FASCIA ACCENT TRIM – SMOKED LENS



***WARNING:** Disconnecting your DOT required tail, brake and turn signal lighting could reduce your visibility to others and result in death or serious injury.

Not all products are available in all countries – please consult your dealer for details.



HARLEY-DAVIDSON®

SCREAMIN' EAGLE®

It's all about performance, look and feel with this powerful lineup of enhancing air intake, engine kits, and exhaust components. If more is what you want, more is what you'll get.



GENUINE MOTOR PARTS & ACCESSORIES

NOT ALL PRODUCTS ARE AVAILABLE IN ALL COUNTRIES –
PLEASE CONSULT YOUR DEALER FOR DETAILS.



PRINCIPLES OF PERFORMANCE

Nobody says “no” to more torque and horsepower. Since the beginning, Harley-Davidson® motorcycle riders have felt the pull to amp up their powertrain performance. Greater acceleration, increased passing power, or just more of that rip roaring, raw Harley-Davidson exhaust sound make customizing your bike more than a little addicting.

HANDLEBAR HEIGHT IS REGULATED IN MANY LOCATIONS. CHECK LOCAL LAWS BEFORE INSTALLATION.
NOT ALL PRODUCTS ARE AVAILABLE IN ALL COUNTRIES – PLEASE CONSULT YOUR DEALER FOR DETAILS.



SETTING THE STAGE

Building a performance engine can be as intimidating as swinging your leg over for the first time. But you don't have to start from scratch. A factory-engineered Screamin' Eagle® Stage upgrade is the place to start with complete, street compliant performance configurations for the increased torque and horsepower you are looking for.

Zero guesswork. Zero trial-and-error testing. We engineer it that way. By separating the process into stages, you have the choice to see how each upgrade affects your bike and your ride. Get a bump in power now. Add more over time. Or, hell, just go all in. No one knows the right feel for your bike better than you.

Screamin' Eagle Stage Kits are offered in a variety of options designated as Stage I, II, III, IV. The higher-numbered kits provide the greatest increase in performance. Stage I is the starting point, with the option to upgrade to a higher-numbered stage kit in the future.

Street-legal and/or street compliant statements refer to product meeting 50-state emissions and noise standards in the United States.

PATH TO PERFORMANCE

STAGE I



I WANT SIMPLE BOLT ON PERFORMANCE UPGRADES THAT ENHANCE THE PERFORMANCE, LOOK AND SOUND OF MY MOTORCYCLE.

WANT MORE POWER?

STAGE II TORQUE KIT



I WANT INSTANT PASSING POWER AT CRUISING AND HIGHWAY SPEEDS.

STAGE II POWER KIT



I WANT TO FEEL THE POWER BUILD AND THEN PULL ALL THE WAY TO THE REDLINE.

STAGE III KIT



BIGGER IS BETTER. I WANT TO FEEL INSTANT POWER THAT LASTS THROUGHOUT THE ENTIRE RPM RANGE.

STAGE IV KIT



I RIDE HARD AND WANT THE ABSOLUTE BEST PERFORMANCE UPGRADE AVAILABLE. TRY TO KEEP UP...I DARE YOU!



STAGE I

FEED THE BEAST

Moving more air through your engine = more horsepower and torque. Pretty damn simple. A Stage I upgrade includes high-flow air cleaners, exhaust mufflers and the proper electronic control module (ECM) tuning, using the Pro Street Tuner*. Stage I is required for other Stage upgrades, and Tuning is required for each Stage upgrade.

Upgrade can be installed without engine disassembly. ECM tuning required.



STAGE III

GO BIG

There's no replacement for displacement, and that means more cubic inches. Stage III upgrades add size to your engine and increases compression for a bigger bang. With the proper cam profile and free-flowing intake and exhaust, a big bore motor can be tuned to deliver the power to ride any way you like or the power to ride two up, and feel like you're solo.

Upgrade requires removing the engine's top end and swapping the cam. The engine remains in the chassis and no machining or custom fitting is required. Special tools and ECM tuning are required.



STAGE II

PERSONALIZED POWER

This is how you can make your engine, your engine. Performance when you want it. Your ideal idling sound. Your everything. By updating the cam and valve train, you control the timing of all major engine events. Every cam has unique characteristics so your engine can be tuned to focus on how you want the performance to feel.

TORQUE KIT:

Crisp throttle response and acceleration you can feel at lower RPMs.

POWER KIT:

Adrenalin-pumping acceleration for those who like to downshift and ride in the higher RPMs.

Stage II upgrades can be added on to your Stage I upgrade by simply selecting the cam kit that best fits your (riding) style.

Upgrade requires minor engine disassembly to replace the cam. Adjustable pushrods allow for cam installation without removing the rocker box. ECM tuning required.



STAGE IV

FINISHING TOUCH

Now that you've got the volume, use it the right way. By adding high-flowing ported and matched upper-end components to the bigger engine you can make sure you're moving as much air and fuel as the engine can take. This stage adds more horsepower to the already impressive Stage III upgrade.

Maximize your horsepower – not the labor. Similar to Stage III, upgrade requires removing the engine's top end and swapping the cam. The engine remains in the chassis and no machining or custom fitting is required. Special tools and ECM tuning are required.



AN OVERVIEW OF WARRANTY & CAUTION: Harley-Davidson® has the engineering expertise, sophisticated dyno lab and complete testing facilities to provide enthusiasts with a line of performance products designed to produce good, solid, reliable horsepower and torque. Engine-related performance parts are intended for the experienced rider only.

WARRANTY: Installation of Screamin' Eagle® products and similar off-road or competition products from other manufacturers, except some street-compliant offerings installed by authorized Harley® dealers, may void your H-D® limited vehicle warranty. Installation of a California performance kit on a 49-state model or motorcycle or 49-state performance kit onto a California model motorcycle will void the manufacturer's warranty, as it will not result in a street-compliant configuration.

CAUTION: Harley-Davidson motorcycles modified with some Screamin' Eagle high-performance engine parts must not be used on public roads and in some cases may be restricted to closed-course competition.

Street-legal and/or street compliant statements refer to product meeting 50-state emissions and noise standards in the United States.

*Not certified for use in the EU

DYNAMOMETER (DYNO) PERFORMANCE TESTING: Declared performance values in this catalog represent SAE J-1349 transient peak power output. Dynamometer settings, motorcycle condition, variation, climate and other factors can affect performance output and results can vary from the performance values declared by Harley-Davidson.

Not all products are available in all countries – please consult your dealer for details.

CRATE ENGINES

FULL POWER

Harley-Davidson knows no performance enthusiast is ever satisfied. You just need more. That's why we offer fully assembled factory-built Screamin' Eagle® performance engines – ready to go, with no internal engine modifications needed. Genuine product packed with the power and confidence to deliver all of the performance you need.

Although internal engine modifications are not required, full removal and reinstallation of the engine and tuning are required.



PERFORMANCE TUNING

UNIVERSAL TO ALL STAGE UPGRADES

All Stage Kit upgrades require engine control module (ECM) recalibration. The Pro Street Tuner* provides worry-free, computer-based adjustments that will account for the variations your bike needs – and keeps your warranty intact as you upgrade your motorcycle's performance.

Tuner software is available via web download and includes all of the starting calibrations for current, compliant Stage Kit upgrades.

More than just a flash tool, the Pro Street Tuner is a very capable tuning solution that customizes fuel delivery, spark advance and throttle progressivity to address the variances between your bike and your riding preference.

Smart Tune allows both owners and technicians to collect engine sensor data by simply running the vehicle through a range of RPM and throttle positions, which is a great alternative to some of the more complicated dyno tuning. All of this data is collected and then leveraged at the shop to create your starting calibration file. Users can make manual adjustments, as well.

Street-legal and/or street compliant statements refer to product meeting 50-state emissions and noise standards in the United States.

*Not certified for use in the EU



PERFORMANCE TUNING

You have designed your “perfect” performance V-Twin, selected a free-flowing air cleaner, added a great sounding exhaust, and installed engine components to match your performance goals. Now it's time to make it all work together. The Screamin' Eagle Pro Street Tuner is the brains behind the brawn. It provides a fully capable tuning solution, adjusting fuel and spark requirements to match the airflow changes dictated by performance cam, head, intake and exhaust system upgrades. Optimized to work with Screamin' Eagle components, the base calibrations are dialed in by the same engineers that built your performance parts. The Pro Street Tuner knows just how to “talk to the bike”, working seamlessly with the Engine Control Module (ECM) for flawless performance you can count on.



Screamin' Eagle Pro Street Tuner

SCREAMIN' EAGLE PRO STREET TUNER

The Screamin' Eagle Pro Street Performance Tuner is designed to simplify management of engine operating parameters as performance modifications are made. Once installed, the kit will allow you to adjust key parameters or simply upload the latest Engine Control Module (ECM) calibrations to match your bike's state-of-tune. Start with a high-flow air cleaner and Street Performance mufflers and upload the calibration that provides the best performance mix. Add additional Stage Upgrades later, and you simply upload the proper ECM calibration to match the model and hardware. Plus, you have free online access to the latest factory calibrations.

Ideal for real-world street performance applications, the Pro Street Tuner provides the adjustability to account for bike-to-bike variation and for changes to cams, heads, intake and exhaust while maintaining closed-loop fuel control for fuel economy in the part-throttle operating range. Unlike other aftermarket tuners, The Screamin' Eagle Pro Street Tuner actually talks directly to your motorcycle's ECM and re-programs the motorcycle's operating system. It isn't a piggyback system that tries to fool the ECM into adding more fuel or changing the ignition timing. The Pro Street Tuner plugs into the bike's data port, so no splicing or under-seat hardware is required.

After you upload the proper ECM calibration, dial it in with the Smart Tune function. New for 2017, the guided Smart Tune process walks you through the process to; find the right calibration for your build, set the tuner to a data collection mode and then allows you to incorporate the data after the ride with just a few clicks. The ECM calibration is then custom fit for your bike. The module will store up to 15 minutes of run-time data information that can be downloaded to your PC, allowing the rider or technician to view and evaluate the bike's air/fuel ratio, O2 sensor readings, engine speed and temperature, RPM and vehicle speed, throttle position, spark advance and many more performance characteristics. The VCI will also record and display service codes for troubleshooting and diagnostics. The kit includes the Vehicle Communications Interface (VCI) module and unlimited access to the latest software updates and calibrations available from Screamin' Eagle. Tuner Cable kit sold separately.

The Pro Street Tuner software includes impressive features:

- New for 2017, the Screamin' Eagle Pro Tuner features a guided Smart Tune process to enable quick navigation through the software, whether you are new to tuning or an experienced user.
- Smart Tune Live – a dynamic and visual method to track and capture engine data simply by running the vehicle through a range of RPM and throttle positions. This feature reduces the time to modify existing VE (Volumetric Efficiency) tables which are then analyzed and tuned. Smart Tune Live works on models with factory-installed O2 sensors only.
- Adjustability to Spark Advance, Throttle progressivity, and Volumetric Efficiency to custom tune the performance combination.
- 50-State U.S. EPA compliant.

The Pro Street Tuner permits tunability to optimize performance and drivability without compromising fuel efficiency, emission levels, engine durability, or 50-State U.S. EPA compliance. And unlike other race tuners or engine controllers, the Screamin' Eagle Pro Street Tuner does not impact your Harley-Davidson factory warranty coverage.

4100008C*

For use with '15-later XG, '14-later XL and '07-later EFI Dyna®, Softail® and Touring models.

FEATURES

| STREET TUNER | |
|---------------------------------------|--|
| Street-Use (EPA/CARB) Calibrations | Yes – Stage 1, 2, 3 & 4 |
| SE Pro (Race-Use Only) Calibrations | No |
| Retains Full Engine Warranty | Yes |
| Tuning Parameters: | |
| Volumetric Efficiency | Tunable – All |
| Throttle Progressivity | Tunable – '14-later Touring |
| Spark Advance | Tunable – '15-later XG, '14-later Touring and XL, '12-later Softail and Dyna |
| RPM Max | View Only |
| Idle RPM | View Only |
| Accel Enrichment | View Only |
| Decel Enleanment | View Only |
| Data Recording | 15 minutes |
| Smart Tune LIVE | Yes |
| Graphical Data Display | Yes |
| Service Codes Display/Clear | Yes |
| Available for VRSC and XR models | No |
| International Calibrations/Compatible | No |
| Language Support | English Only |

Also available:

SCREAMIN' EAGLE TUNER CABLE KIT

Cable kit provides all necessary connections between motorcycle, VCI and computer, and permits downloading calibrations with the Street Tuner and Super Tuner software. Kit includes two cables; computer USB to VCI box and VCI box to vehicle.

32184-08A

For use with '01-later VRSC, '01-'13 EFI XL and XR, '01-'11 EFI Dyna, '01-'11 EFI Softail, '02-'13 EFI Touring and '09-'13 Trike models. Also for use with VRXSE Destroyer® race bikes.

41000018

For use with '14-later XL, '12-later Dyna, '11-later Softail, '14-later Touring and '14-later Trike models.

*Not certified for use in the EU

Street legal and/or street compliant statements refer to product meeting 50-State emissions and noise standards in the United States.

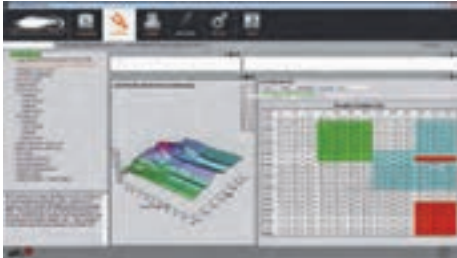
Not all products are available in all countries – please consult your dealer for details.

SCREAMIN' EAGLE® 493

Pro Street Tuner



TOOLBOX – Data Item Graphing with Meters



TUNER – ECM Mapping with Graphic Data



PUSH-TO-RECORD
BUTTON

VEHICLE COMMUNICATIONS
INTERFACE (VCI) MODULE

DATA RECORDER
INDICATOR LAMP

Street legal and/or street compliant statements refer to product meeting 50-State emissions and noise standards in the United States.

Not all products are available in all countries – please consult your dealer for details.

494 SCREAMIN' EAGLE®

Milwaukee-Eight® Stage Upgrades

MILWAUKEE-EIGHT POWERTRAIN

Screamin' Eagle Stage upgrades offer complete street-compliant performance configurations engineered to generate specific torque and horsepower gains. Eliminating all the guesswork and trial-and-error testing normally associated with engine modifications, Stage upgrades include everything you need to enhance your bike's performance. You can start with key components that give you a bump in power right now, add components as time and budget permits, or you can go for it all at once.



STAGE I

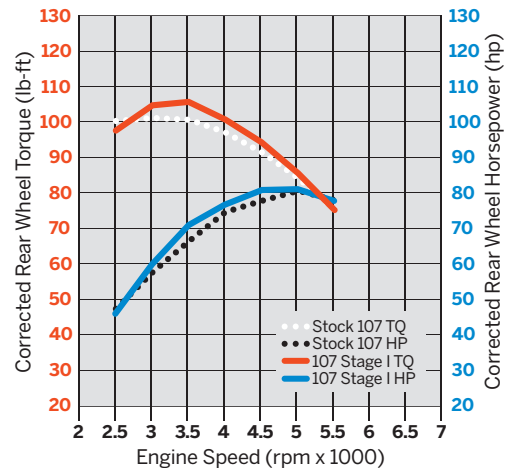
INTAKE + EXHAUST + TUNING

The easiest and most cost effective step to improve your motorcycle's performance is to increase the air flow into and out of the engine. A high-flow air cleaner and system-matched slip-on mufflers provide horsepower and torque improvements you can feel throughout the RPM range, and serve as the core components for all performance upgrades. ECM calibration is required to tune the fuel flow and timing required to accommodate the improved air flow.

Stage I upgrade can be installed without engine disassembly. No special tools are required. Requires ECM tuning.



Milwaukee-Eight 107 Stock vs. 107 Stage I*



*107 Stage I with Heavy Breather A/C & Street Cannon Mufflers

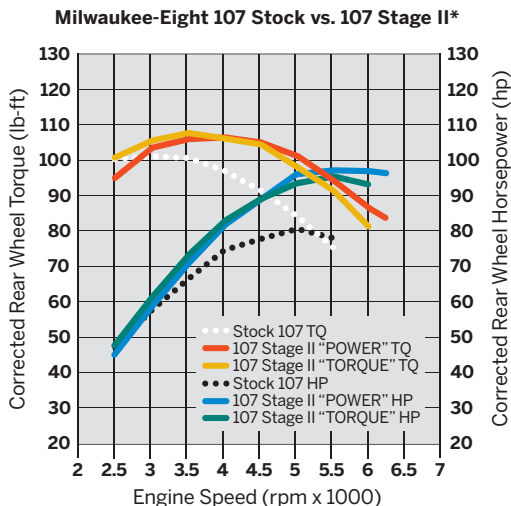
Street legal and/or street compliant statements refer to product meeting 50-State emissions and noise standards in the United States.

Not all products are available in all countries – please consult your dealer for details.

STAGE II

STAGE I + CAM UPGRADE

Adding a performance cam to a Stage I equipped bike is the next step to improved performance. Cam choices allow you to tailor the engine's performance to your specific needs. A "torque" cam offers on-demand throttle response from low- to mid-RPM at cruising speed. A "power" cam targets high-rpm, wide-open throttle response that keeps pulling right up to redline. ECM calibration tuning is required to accommodate the increased valve timing, and performance valve springs may be required for high-lift cams.



Stage II upgrade requires minor engine disassembly to replace the cam. Adjustable pushrods allow cam installation without removing the rocker box. Special tools and ECM tuning are required.

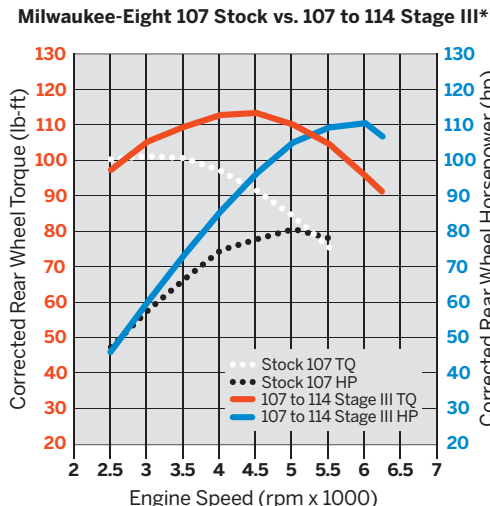


*107 Stage II "POWER" with Ventilator A/C & Street Cannon Mufflers
*107 Stage II "TORQUE" with Heavy Breather A/C & Street Cannon Mufflers

STAGE III

STAGE II + BIG BORE CYLINDERS & PISTONS

The next step on the performance journey is to build a "bigger" engine. An increase in engine displacement allows the engine to swallow more air and fuel, a higher compression piston squeezes the air/fuel into a more volatile mixture, and when combined, generates more power when ignited. A displacement and compression increase provides torque increases throughout the entire RPM range with a 15-25% improvement in the mid-range power. ECM calibration tuning is required to adjust fuel flow and timing to accommodate the increased displacement.



Stage III "bolt-on" upgrade requires removal of the engine's top-end and opening the cam chest. Engine remains in the chassis and no machining is required. Special tools and ECM tuning are required.



* 107 to 114 Stage III with High Flow A/C & Street Cannon Mufflers

Street legal and/or street compliant statements refer to product meeting 50-State emissions and noise standards in the United States.

Not all products are available in all countries – please consult your dealer for details.

496 SCREAMIN' EAGLE®

Milwaukee-Eight® Stage I Upgrade

A. SCREAMIN' EAGLE HEAVY BREATHER PERFORMANCE AIR CLEANER – MILWAUKEE-EIGHT ENGINE

Take a deep breath. Designed in concert with the Milwaukee-Eight powertrain, the iconic Heavy Breather Air Cleaner features a forward facing oiled cotton filter element that flows large volumes of clean air into the engine. The short, low-profile cast tube rams the charge directly into the throttle body with little turbulence for increased power and torque, and the intake tube mounts to a custom back plate that features integral breathers and covers the throttle body and electronics for a finished look. The slanted compact filter adds an aggressive performance look, and it is shaped to allow installation on Touring bikes equipped with fairing lowers. Available in your choice of chrome or gloss black finish, the kit includes filter, intake tube, custom back plate, water-repellent rain sock and all mounting hardware. ECE and 50-State U.S. EPA compliant.

Fits '17-later Touring and Trike models. ECE compliant on '17-later CVO Touring, and 107CI Twin-Cooled models. Does not fit with Fairing Lower Speakers. All models require ECM calibration with Screamin' Eagle Pro Street Tuner* for proper installation.

29400263†† Chrome.

29400264†† Gloss Black.

B. SCREAMIN' EAGLE HEAVY BREATHER BILLET ALUMINUM FILTER COVER

This two-piece billet cover adds dimension to your Milwaukee-Eight Heavy Breather. Manufactured from forged aluminum and precision machined to tightly wrap the element, this stylish cover exposes a majority of the filter to maximize airflow. The cover can be installed on Touring models equipped with fairing lowers, and can be used with the Original Equipment Heavy Breather Rain Sock. The cover features a deep machined Screamin' Eagle logo, and is available in your choice of chrome or gloss black finish.

Fits '17-later Touring and Trike models equipped with Heavy Breather Air Cleaner P/N 29400263 or 29400264.

61300687 Chrome.

61300688 Gloss Black.

†† (E)



A. SCREAMIN' EAGLE HEAVY BREATHER PERFORMANCE AIR CLEANER – MILWAUKEE-EIGHT – CHROME



A. SCREAMIN' EAGLE HEAVY BREATHER PERFORMANCE AIR CLEANER – MILWAUKEE-EIGHT – GLOSS BLACK



A. SCREAMIN' EAGLE HEAVY BREATHER PERFORMANCE AIR CLEANER – MILWAUKEE-EIGHT – CHROME



A. SCREAMIN' EAGLE HEAVY BREATHER PERFORMANCE AIR CLEANER – MILWAUKEE-EIGHT – GLOSS BLACK



B. SCREAMIN' EAGLE HEAVY BREATHER BILLET ALUMINUM FILTER COVER – CHROME



B. SCREAMIN' EAGLE HEAVY BREATHER BILLET ALUMINUM FILTER COVER – GLOSS BLACK

*Not certified for use in the EU

Street legal and/or street compliant statements refer to product meeting 50-State emissions and noise standards in the United States.

Not all products are available in all countries – please consult your dealer for details.



NEW

C. SCREAMIN' EAGLE VENTILATOR AIR CLEANER KIT – MILWAUKEE-EIGHT – CHROME

SCREAMIN' EAGLE® 497

Milwaukee-Eight® Stage I Upgrade

C. SCREAMIN' EAGLE VENTILATOR AIR CLEANER KIT – MILWAUKEE-EIGHT ENGINE

This low-profile oval air cleaner features an exposed filter element and a cast back plate designed to provide maximum air flow to the throttle body. This easy-to-install air cleaner produces significant performance gains, while the stylish cover is tapered for added leg clearance. This complete kit includes low-profile air cleaner cover, high-flow filter element, cast aluminum back plate, diamond-cut Screamin' Eagle medallion, and all required installation hardware. Protective Rain Sock P/N 29400177 or 29762-09 is available separately. ECE and 50-State U.S. EPA compliant.

Fits '17-later Touring and Trike models. ECE compliant on '17-later CVO Touring models. All models require ECM calibration with Screamin' Eagle Pro Street Tuner* for proper installation.

29400299†† Chrome.

29400298†† Gloss Black.



NEW

C. SCREAMIN' EAGLE VENTILATOR AIR CLEANER KIT – MILWAUKEE-EIGHT – GLOSS BLACK



NEW

C. SCREAMIN' EAGLE VENTILATOR AIR CLEANER KIT – MILWAUKEE-EIGHT – BLACK

D. DEFIANCE COLLECTION VENTILATOR AIR CLEANER TRIM – MILWAUKEE-EIGHT

This forged and machined Defiance Air Cleaner Trim kit adds a premium touch to the Milwaukee-Eight Ventilator Air Cleaner. The billet-style band with deep longitudinal lines and H-D® logo wraps the center section of the Ventilator Air Cleaner face plate for a contemporary look. The Defiance Air Cleaner Trim is available in your choice of chrome, machine cut anodized black or full black finishes. Kit includes trim band and mounting hardware. Protective Rain Sock P/N 29400177 or 29762-09 is available separately.

Fits '17-later Touring and Trike models equipped with Ventilator Air Cleaner P/N 29400298 or 29400299. Also fits '17-later CVO touring models with Original Equipment Air Cleaner. CVO models require separate purchase of Air Filter P/N 29400293.

61300768 Chrome.

61300769 Gloss Black Anodized.

61300770 Gloss Black with Highlights.

†† (E)



NEW

D. DEFIANCE COLLECTION VENTILATOR AIR CLEANER TRIM – MILWAUKEE-EIGHT – CHROME



NEW

D. DEFIANCE COLLECTION VENTILATOR AIR CLEANER TRIM – MILWAUKEE-EIGHT – GLOSS BLACK



NEW

D. DEFIANCE COLLECTION VENTILATOR AIR CLEANER TRIM – MILWAUKEE-EIGHT – GLOSS BLACK WITH HIGHLIGHTS



NEW

D. DEFIANCE COLLECTION VENTILATOR AIR CLEANER TRIM – MILWAUKEE-EIGHT

*Not certified for use in the EU

Street legal and/or street compliant statements refer to product meeting 50-State emissions and noise standards in the United States.

Not all products are available in all countries – please consult your dealer for details.

498 SCREAMIN' EAGLE®

Milwaukee-Eight® Stage I Upgrade

A. SCREAMIN' EAGLE HIGH-FLOW AIR CLEANER – MILWAUKEE-EIGHT ENGINE

Screamin' Eagle High-Flow Air Cleaner Kits allow free breathing and unobstructed airflow to your Milwaukee-Eight engine – while maintaining a subtle Original Equipment look. These kits feature a die-cast back plate sized to provide an open-element function that permits airflow around the entire perimeter of the air cleaner and through the ram air opening at the front. Your engine gets more air, and you feel more power throughout the rev range. Kit includes the die-cast back plate, a high-flow oiled-cotton filter element, all required installation gaskets and hardware and a diamond-cut Screamin' Eagle medallion to finish the look. Kits are available with your choice of chrome or textured black back plate to match your customizing style. ECE and 50-State U.S. EPA compliant.

Fits '17-later Touring and Trike models. ECE compliant on '17-later CVO Touring models. Not compatible with air cleaner cover on CVO Touring models. All models require ECM calibration with Screamin' Eagle Pro Street Tuner* for proper installation.

29400246†† Chrome.

29400245†† Black.

Also available:

SCREAMIN' EAGLE AIR CLEANER MEDALLION – MILWAUKEE-EIGHT

Dress your factory air cleaner cover with a diamond cut Screamin' Eagle medallion. Lock patch holds the medallion firmly in place and is easy to remove for access to the air cleaner hardware.

61300762

Fits '17-later Touring and Trike models equipped with Original Equipment air cleaner cover. Does not fit CVO models.


†† (E)




A. SCREAMIN' EAGLE HIGH-FLOW AIR CLEANER – MILWAUKEE-EIGHT



A. SCREAMIN' EAGLE HIGH-FLOW AIR CLEANER – MILWAUKEE-EIGHT – CHROME



A. SCREAMIN' EAGLE HIGH-FLOW AIR CLEANER – MILWAUKEE-EIGHT – BLACK



*Not certified for use in the EU

Street legal and/or street compliant statements refer to product meeting 50-State emissions and noise standards in the United States.

Not all products are available in all countries – please consult your dealer for details.



NEW

B. SCREAMIN' EAGLE STREET CANNON PERFORMANCE SLIP-ON MUFFLERS – 4.5" – CHROME (SHOWN WITH CHROME TWO-PIECE END CAPS)

SCREAMIN' EAGLE® 499

Milwaukee-Eight® Stage I Upgrade

B. SCREAMIN' EAGLE STREET CANNON PERFORMANCE SLIP-ON MUFFLERS – 4.5"

Dialed in to enhance the performance of the Milwaukee-Eight engine, these slip-on mufflers feature a large inlet for improved airflow. When teamed with a free-flowing air cleaner, these Street Cannon mufflers deliver horsepower and torque gains you can feel. The large 4.5" diameter mufflers are tuned to provide a rich exhaust note, a deep bass rumble, and great throaty sound when you roll on the throttle. But to strike a balance with your neighbors, the large internal volume and strategically designed baffles help maintain the peace at partial throttle. The large diameter body adds a muscular look to your ride, and the newly designed mounts keep the mufflers tucked in close to the bags for a clean profile. These Street Cannon mufflers feature a die-cast Screamin' Eagle medallion on their flanks, and can be fitted with a wide variety of styled muffler end caps to provide the perfect finishing touch. 50-State U.S. EPA compliant.

Fits '17-later Touring models. Does not fit Trike models. Designed for International markets that require ECE certified mufflers. Includes matching Two-piece Muffler end caps. Installation requires separate purchase of Muffler Clamps P/N 65900012 and 65900015.

64900555†† Chrome – ECE Certified.

64900554†† Satin Black – ECE Certified.



NEW

B. SCREAMIN' EAGLE STREET CANNON PERFORMANCE SLIP-ON MUFFLERS – 4.5" – SATIN BLACK (SHOWN WITH SATIN BLACK TWO-PIECE END CAPS)

C. SATIN BLACK EXHAUST SHIELD KIT

These formed steel exhaust shields feature a unique black coating that complements the finish of the Screamin' Eagle black slip-on mufflers. The rich black coating maintains its uniform black finish and has survived stringent Harley-Davidson® testing for durability and corrosion resistance. Manufactured to Original Equipment standards for exacting fit, the easy-to-install kit includes front and rear head pipe shields.

65400285

Fits '17-later Touring and Trike models.

††



NEW

C. SATIN BLACK EXHAUST SHIELD KIT

Street legal and/or street compliant statements refer to product meeting 50-State emissions and noise standards in the United States.

Not all products are available in all countries – please consult your dealer for details.

500 SCREAMIN' EAGLE®

Milwaukee-Eight® Stage I Upgrade

A. TWO-PIECE MUFFLER END CAP KIT – 4.5"

Shaped to provide a complete finishing touch to the rear of your bike, these slash cut end caps feature a reverse cone rolled edge for a massive solid billet look. The reverse cone opening hugs the internal slotted flash suppressor-inspired barrel for a weapons-grade style.

Fits '17-later Touring models equipped with 4.5" Screamin' Eagle Street Cannon mufflers. Does not fit CVO Touring mufflers.

65100078 Chrome.

65100076 Satin Black.



A. TWO-PIECE MUFFLER END CAP KIT – 4.5" – CHROME



A. TWO-PIECE MUFFLER END CAP KIT – 4.5" – SATIN BLACK

Street legal and/or street compliant statements refer to product meeting 50-State emissions and noise standards in the United States.

Not all products are available in all countries – please consult your dealer for details.

SCREAMIN' EAGLE® 501

Milwaukee-Eight® Stage I Upgrade



NEW

**B. DEFIANCE COLLECTION
MUFFLER END CAP KIT – 4.5" –
CHROME**



NEW

**B. DEFIANCE COLLECTION
MUFFLER END CAP KIT – 4.5" –
GLOSS BLACK ANODIZED**



NEW

**B. DEFIANCE COLLECTION
MUFFLER END CAP KIT – 4.5" –
GLOSS BLACK WITH HIGHLIGHTS**



NEW

**B. DEFIANCE COLLECTION
MUFFLER END CAPS**



NEW

**C. BLUNT SLASH UP/DOWN/OUT
MUFFLER END CAP KIT – 4.5" – CHROME**



NEW

**C. BLUNT SLASH UP/DOWN/OUT
MUFFLER END CAP KIT – 4.5" – SATIN BLACK**

B. DEFIANCE COLLECTION MUFFLER END CAP KIT – 4.5"

Show your complete disregard for the rules. Anything but traditional, these forged aluminum muffler end caps add a new rebellious look to your bike. The deep longitudinal lines add visual length to the bike's profile, and the big, beefy look is the perfect complement to the Street Cannon 4.5" mufflers. Available in your choice of chrome, machine cut anodized black or full black finishes, this kit includes two end caps and all required mounting hardware.

Fits '17-later Touring models equipped with 4.5" Screamin' Eagle Street Cannon mufflers. Does not fit CVO Touring mufflers.

| | |
|-----------------|---------------------------------------|
| 65100095 | Chrome. |
| 65100096 | Gloss Black Anodized. |
| 65100097 | Gloss Black with Machined Highlights. |

C. BLUNT SLASH UP/DOWN/OUT MUFFLER END CAP KIT – 4.5"

These easy-to-install slash cut end caps allow you to finish your 4.5" Screamin' Eagle Street Cannon mufflers your way. Sold in pairs. Installation hardware included.

Fits '17-later Touring models equipped with 4.5" Screamin' Eagle Street Cannon mufflers. Does not fit CVO Touring mufflers.

| | |
|-----------------|--------------|
| 65100085 | Chrome. |
| 65100084 | Satin Black. |

Street legal and/or street compliant statements refer to product meeting 50-State emissions and noise standards in the United States.

Not all products are available in all countries – please consult your dealer for details.

502 SCREAMIN' EAGLE®

Milwaukee-Eight® Stage II Upgrade

STAGE II

A. SCREAMIN' EAGLE MILWAUKEE-EIGHT STAGE II – TORQUE KIT

This kit was developed for the budget minded rider that wants to experience crisp throttle response and acceleration they can feel at slower speeds. The 5% increase in torque can be felt immediately off the line and continues to build by up to a 14% increase @ 4500 RPM – the ideal power band for passing slow moving vehicles.

- *Delivers enhanced torque and horsepower in the low to mid RPM range
- *Produces passing power without a downshift or high revs
- *Minimally invasive only requiring opening of the cam chest
- *Retains Original Equipment Factory Warranty
- *50-State U.S. EPA compliant

92500047

Fit's '17-later Touring models. Does not fit Trike models. Requires separate purchase of Cam Drive Retention Kit P/N 25566-06. Installation may require Cam Spacer Kit P/N 25928-06. All models require ECM calibration with Screamin' Eagle Pro Street Tuner* for proper installation. See Dealer for details.



B. SCREAMIN' EAGLE MILWAUKEE-EIGHT STAGE II – POWER KIT

This kit was developed for the budget minded rider that wants to experience that adrenalin-pumping burst of speed while heading toward the red line. The additional power starts to build @ 3000 RPM and continues to build by up to 24% at redline. Riding the bike aggressively will require downshifting to lower gears to keep the engine operating in the higher RPM range.

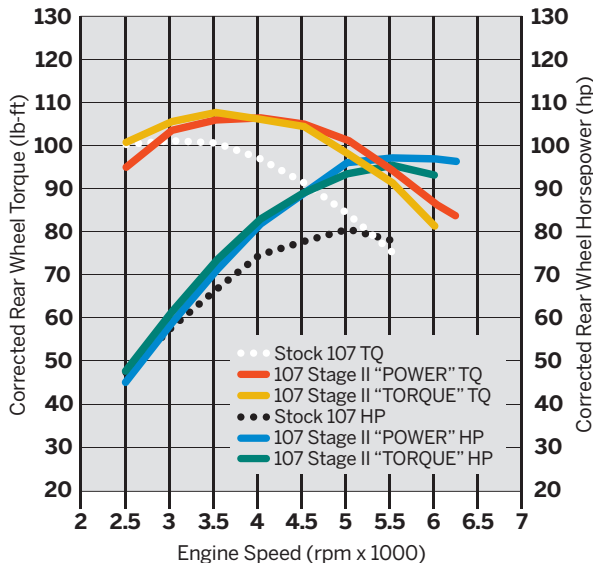
- *Ideal for riders looking for excitement and are willing to ride in the upper RPM range
- *Produces greater acceleration in the mid and upper RPM range
- *Minimally invasive only requiring opening of the cam chest
- *Retains Original Equipment Factory Warranty
- *50-State U.S. EPA compliant

92500058

Fit's '17-later Touring models. Does not fit Trike models. Requires separate purchase of Cam Drive Retention Kit P/N 25566-06. Installation may require Cam Spacer Kit P/N 25928-06. All models require ECM calibration with Screamin' Eagle Pro Street Tuner* for proper installation. See Dealer for details.

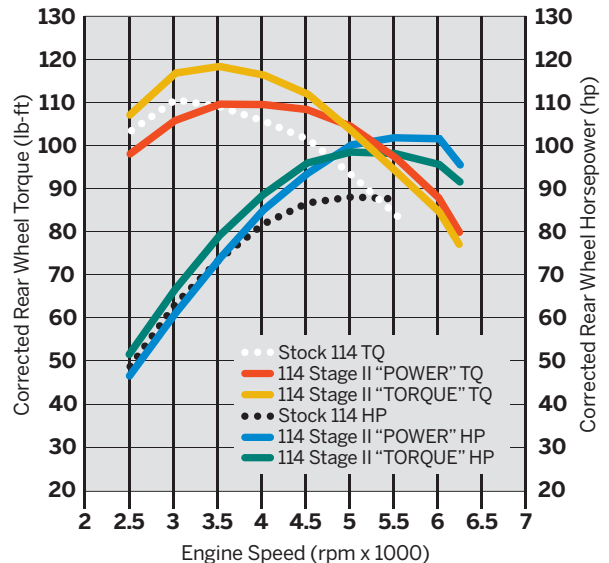
When installed by an authorized Harley-Davidson® Dealer at the time of vehicle delivery, these kits do not impact the vehicle's limited warranty.

Milwaukee-Eight 107 Stock vs. 107 Stage II*



*107 Stage II "POWER" with Ventilator A/C & Street Cannon Mufflers
 *107 Stage II "TORQUE" with Heavy Breather A/C & Street Cannon Mufflers

Milwaukee-Eight 114 Stock vs. 114 Stage II*



*114 Stage II "POWER" with Ventilator A/C & Street Cannon Mufflers
 *114 Stage II "TORQUE" with Heavy Breather A/C & Street Cannon Mufflers

*Not certified for use in the EU

Street legal and/or street compliant statements refer to product meeting 50-State emissions and noise standards in the United States.

Not all products are available in all countries – please consult your dealer for details.

STAGE III

SCREAMIN' EAGLE® 503

Milwaukee-Eight® Stage III Upgrade



C. SCREAMIN' EAGLE MILWAUKEE-EIGHT STAGE III KITS

This kit was developed for the rider looking for a solid "seat of the pants" increase you can feel – every time you roll on the throttle. The increase in displacement and the bump in compression deliver a significant increase in torque and power over stock while restoring the sensation of riding solo when taking that long trip with a passenger and luggage. The Stage III 107 to 114 upgrade delivers up to 39% more power, and the 114 to 117 upgrade increases power by up to 24% when compared to the Original Equipment engine configurations.

- *Delivers increased throttle response throughout the entire RPM range
- *Produces flexible roll-on passing power without a required downshift
- *Delivers excellent stop-light to freeway speed on-ramp acceleration
- *Retains Original Equipment Factory Warranty
- *50-State U.S. EPA compliant

Kits Include the following Screamin' Eagle components:
 Screamin' Eagle 4.075" Bolt-On Cylinders
 Forged 11:1 High Compression Aluminum Coated Pistons
 High performance Piston Rings
 SE8-498 Cam
 Screamin' Eagle Performance Valve Springs
 Screamin' Eagle High Performance Tappets
 Multi-layer coated Head Gaskets
 Cylinder Base and Cam Cover Gaskets
 High-Capacity Clutch Spring

Stage III – 107CI to 114CI

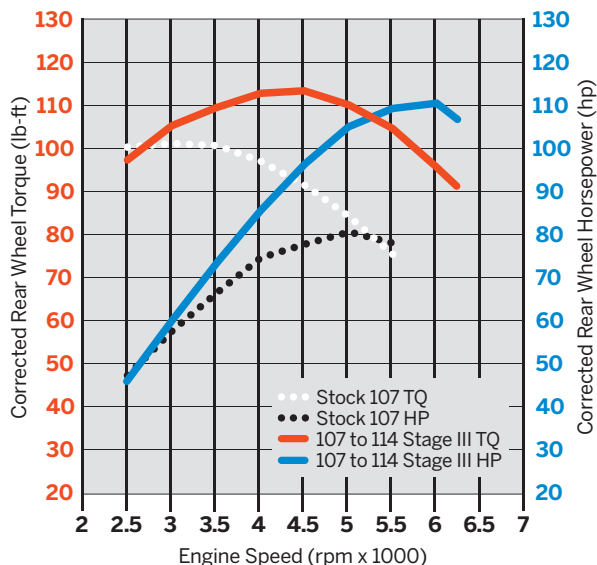
92500056 Black Highlighted.
 Fits '17-later Touring models equipped with 107CI Milwaukee-Eight engine. Does not fit Trike models. Requires separate purchase of Cam Drive Retention Kit P/N 25566-06. Installation may require Cam Spacer Kit P/N 25928-06. All models require ECM calibration with Screamin' Eagle Pro Street Tuner* for proper installation. See Dealer for details.

Stage III – 114CI to 117CI

92500057 Black Granite.
 Fit's '17-later CVO Touring models. Requires separate purchase of Cam Drive Retention Kit P/N 25566-06. Installation may require Cam Spacer Kit P/N 25928-06. Also increases '17-later 107CI Touring models to 117CI when equipped with 4-1/2" Stroker Flywheel P/N 24100075. All models require ECM calibration with Screamin' Eagle Pro Street Tuner* for proper installation. See Dealer for details.

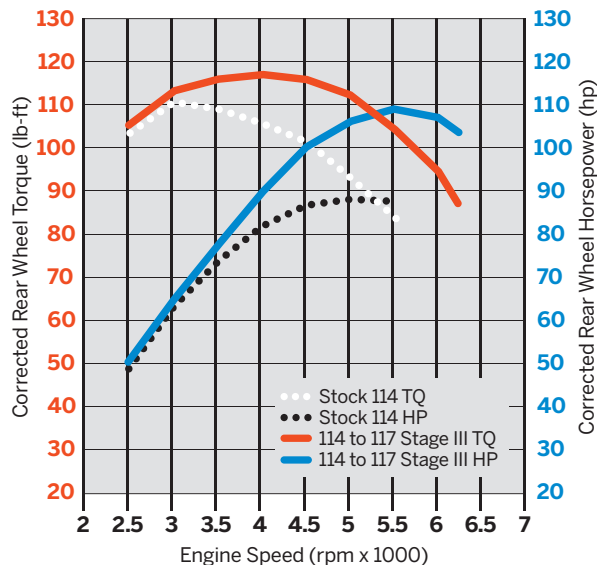
When installed by an authorized Harley-Davidson® Dealer at the time of vehicle delivery, these kits do not impact the vehicle's limited warranty.

Milwaukee-Eight 107 Stock vs. 107 to 114 Stage III*



* 107 to 114 Stage III with High Flow A/C & Street Cannon Mufflers

Milwaukee-Eight 114 Stock vs. 114 to 117 Stage III*



* 114 to 117 Stage III with Ventilator A/C & Street Cannon Mufflers

*Not certified for use in the EU
 Street legal and/or street compliant statements refer to product meeting
 50-State emissions and noise standards in the United States.
 Not all products are available in all countries – please consult your dealer for details.

504 SCREAMIN' EAGLE®

Twin Cam Stage Upgrades

TWIN CAM POWERTRAIN

Screamin' Eagle Stage upgrades offer complete street-compliant performance configurations engineered to generate specific torque and horsepower gains. Eliminating all the guesswork and trial-and-error testing normally associated with engine modifications, Stage upgrades include everything you need to enhance your bike's performance. You can start with key components that give you a bump in power right now, add components as time and budget permits, or you can go for it all at once.

Street legal and/or street compliant statements refer to product meeting 50-State emissions and noise standards in the United States. Not all products are available in all countries – please consult your dealer for details.

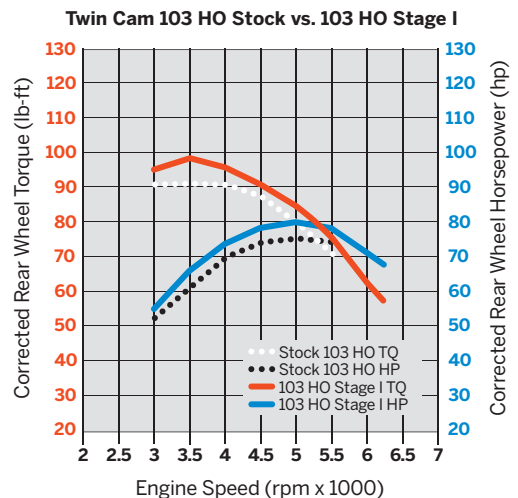


STAGE I

INTAKE + EXHAUST + TUNING

The easiest and most cost effective step to improve your motorcycle's performance is to increase the air flow into and out of the engine. A high-flow air cleaner and system-matched slip-on mufflers provide horsepower and torque improvements you can feel throughout the RPM range, and serve as the core components for all performance upgrades. ECM calibration is required to tune the fuel flow and timing required to accommodate the improved air flow.

Stage I upgrade can be installed without engine disassembly. No special tools are required. Requires ECM tuning.



506 SCREAMIN' EAGLE®

Twin Cam Stage I Upgrade

A. SCREAMIN' EAGLE HEAVY BREATHER ELITE PERFORMANCE AIR CLEANER KIT

Really open it up. This Heavy Breather Elite Air Cleaner features a forward-facing filter element that flows huge volumes of clean air. The low-profile cast elbow and the oval cross-section element combine to hug the engine to provide increased leg room. The intake tube mounts to a custom back plate that features integral breathers and covers the throttle body and electronics for a finished look. Available in your choice of chrome or gloss black finish, the Heavy Breather Elite kit features a washable and re-chargeable filter and features bright chrome end caps and trim with Screamin' Eagle script. Kit includes filter, intake tube, custom back plate, water-repellent rain sock and all mounting hardware. 50-State U.S. EPA compliant.

Fits '16-later FXDLS and Softail®, '11-later CVO Softail and '14-'16 Touring and Freewheeler® models. Does not fit models equipped with Twin-Cooled™ engine, fairing lower glove boxes or fairing lower speakers. Also fits '16-later FXDLS and Softail, '14-later CVO Softail and '14-'16 Touring models equipped with Screamin' Eagle 58mm Throttle Body. All EFI models require ECM calibration for proper installation. '17-later models require recalibration with Screamin' Eagle Pro Street Tuner* (sold separately).

29400173 Chrome.

29400285 Full Gloss Black.


NOTE: The washable and rechargeable filter uses a special coating to help filter fine particles from the incoming air. With time, the oil in the filter will dissipate and the element will begin to turn gray. The original red color can be restored with an application of K&N® Air Filter Oil.



A. SCREAMIN' EAGLE HEAVY BREATHER ELITE PERFORMANCE AIR CLEANER KIT – CHROME



A. SCREAMIN' EAGLE HEAVY BREATHER ELITE PERFORMANCE AIR CLEANER KIT – FULL GLOSS BLACK



A. SCREAMIN' EAGLE HEAVY BREATHER ELITE PERFORMANCE AIR CLEANER KIT

*Not certified for use in the EU

Street legal and/or street compliant statements refer to product meeting 50-State emissions and noise standards in the United States.

Not all products are available in all countries – please consult your dealer for details.

SCREAMIN' EAGLE® 507

Twin Cam Stage I Upgrade



B. SCREAMIN' EAGLE HEAVY BREATHER PERFORMANCE AIR CLEANER KIT – CHROME

B. SCREAMIN' EAGLE HEAVY BREATHER PERFORMANCE AIR CLEANER KIT

This high-flow forward-facing exposed element Air Cleaner Kit is sure to turn heads at the starting line. Featuring a polished elbow and exposed filter, this unique air cleaner system offers improved performance and airflow when compared to the stock or Screamin' Eagle High-Flow Air Cleaner. The washable and rechargeable filter features a bright chrome end cap with a laser-engraved Screamin' Eagle logo. Intake tube and back plate are made from die-cast lightweight aluminum and are polished and chrome-plated or painted black for a brilliant finish. The back plate features integral breathers and sealed breather bolt plug. Kit includes a water-repellent rain sock and all mounting hardware. 50-State U.S. EPA compliant.

Fits '16-later Softail®, '11-later CVO Softail, '08-'16 Touring and '15-'16 Freewheeler® models. Also fits '16-later FXDLS and Softail, '14-later CVO Softail and '14-'16 Touring models equipped with Screamin' Eagle 58mm Throttle Body. Does not fit models equipped with fairing lower glove boxes or fairing lower speakers. Does not fit Twin-Cooled™ models. All EFI models require ECM calibration for proper installation. '17-later models require recalibration with Screamin' Eagle Pro Street Tuner* (sold separately).

29253-08B Chrome.

29006-09B Gloss Black.

Fits '08-'16 Touring and '15-'16 Freewheeler models equipped with Fairing Lower Glove Boxes (except Twin-Cooled models or models equipped with fairing lower speakers). Also fits '16-later FXDLS and Softail, '14-later CVO Softail and '14-'16 Touring models equipped with Screamin' Eagle 58mm Throttle Body. All EFI models require ECM calibration for proper installation. '17-later models require recalibration with Screamin' Eagle Pro Street Tuner* (sold separately).

28716-10A Compact Design – Chrome.

Fits '08-later Dyna® (except '16-later FXDLS) and '08-'15 Softail models except (except '14-'15 FLSTNSE, '11-'12 FLSTSE and '13-'14 FXSBSE). All EFI models require ECM calibration for proper installation. '17-later models require recalibration with Screamin' Eagle Pro Street Tuner* (sold separately).

29299-08 Chrome.

29098-09 Gloss Black.

NOTE: The washable and rechargeable filter uses a special coating to help filter fine particles from the incoming air. With time, the oil in the filter will dissipate and the element will begin to turn gray. The original red color can be restored with an application of K&N® Air Filter Oil.



B. SCREAMIN' EAGLE HEAVY BREATHER PERFORMANCE AIR CLEANER KIT – GLOSS BLACK



B. SCREAMIN' EAGLE HEAVY BREATHER AIR CLEANER KIT – COMPACT



B. SCREAMIN' EAGLE HEAVY BREATHER PERFORMANCE AIR CLEANER KIT – CHROME



B. SCREAMIN' EAGLE HEAVY BREATHER PERFORMANCE AIR CLEANER KIT – GLOSS BLACK

*Not certified for use in the EU

Street legal and/or street compliant statements refer to product meeting 50-State emissions and noise standards in the United States.

Not all products are available in all countries – please consult your dealer for details.

508 SCREAMIN' EAGLE®

Twin Cam Stage I Upgrade

A. SCREAMIN' EAGLE HEAVY BREATHER FILTER COVER – TEARDROP

Dress up the Heavy Breather Air Cleaner with this radical cover. Manufactured from forged aluminum and precision CNC-machined and polished, these easy-to-install two-piece covers add a rich custom look. Cover is available in mirror-chrome or cut back gloss black finish to match your customizing direction. Kit includes water-repellent rain sock.

Fits models equipped with Screamin' Eagle Heavy Breather Air Cleaner Kits (except Compact Heavy Breather P/N 28716-10, Heavy Breather Elite P/N 29400173, 29400172 or 29400285, and Milwaukee-Eight® Heavy Breather P/N 29400263 or 29400264).

29400061 Cut Back Gloss Black – Side Logo.

28739-10 Cut Back Gloss Black – End Logo.

28740-10 Chrome – End Logo.



A. SCREAMIN' EAGLE HEAVY BREATHER FILTER COVER – TEARDROP, CUT BACK GLOSS BLACK – SIDE LOGO

B. SCREAMIN' EAGLE HEAVY BREATHER DECORATIVE ENDCAP – WILLIE G™ SKULL

Add a sinister touch to your Heavy Breather Air Cleaner. Chrome-plated self-adhesive cover features a forward-facing Willie G Skull medallion.

28720-10

Fits models equipped with Screamin' Eagle Heavy Breather Air Cleaner Kits (except Compact Heavy Breather P/N 28716-10, Heavy Breather Elite P/N 29400173, 29400172 or 29400285, and Milwaukee-Eight Heavy Breather P/N 29400263 or 29400264).

C. SCREAMIN' EAGLE HEAVY BREATHER DECORATIVE MEDALLION

Add the finishing touch to your Heavy Breather Air Cleaner by installing this medallion. Featuring a bright chrome-plated die-cast base and contrasting black inlay with diamond cut Screamin' Eagle script. Easy to install.

29017-09

Fits models equipped with Screamin' Eagle Heavy Breather Air Cleaner Kits (except Compact Heavy Breather P/N 28716-10, Heavy Breather Elite P/N 29400173, 29400172 or 29400285, and Milwaukee-Eight Heavy Breather P/N 29400263 or 29400264).



A. SCREAMIN' EAGLE HEAVY BREATHER FILTER COVER – TEARDROP, CHROME



A. SCREAMIN' EAGLE HEAVY BREATHER FILTER COVER – TEARDROP, CUT BACK GLOSS BLACK

D. THROTTLE BODY COVER

This cover dresses the area between the Twin Cam cylinders for a custom look. The formed cover hugs the contour and conceals the electronic control module throttle body for a clean appearance. Available in your choice of mirror chrome or gloss black finish. Easy-to-install kit includes gaskets.

Fits '14-'15 FLSTNSE, '11-'12 FLTSE, '13-'14 FXSBSE, and '16-later FXDLS and Softail®, '08-later Touring and Trike models equipped with Screamin' Eagle Heavy Breather or Burst Air Cleaner Kit.

61300109 Chrome.

61300110 Gloss Black.



B. SCREAMIN' EAGLE HEAVY BREATHER DECORATIVE ENDCAP – WILLIE G SKULL



C. SCREAMIN' EAGLE HEAVY BREATHER DECORATIVE MEDALLION



D. THROTTLE BODY COVERS

Street legal and/or street compliant statements refer to product meeting 50-State emissions and noise standards in the United States.

Not all products are available in all countries – please consult your dealer for details.

SCREAMIN' EAGLE® 509

Twin Cam Stage I Upgrade



E. SCREAMIN' EAGLE VENTILATOR ELITE AIR CLEANER KIT – CHROME

E. SCREAMIN' EAGLE VENTILATOR ELITE AIR CLEANER KIT

This low-profile oval air cleaner features a 360° exposed filter element and a cast back plate designed to provide maximum air flow to the throttle body. This easy-to-install air cleaner produces significant performance gains, while the sleek center bar design cover with carbon fiber inserts add a luxurious touch. This complete kit includes low-profile air cleaner cover, high-flow filter element, back plate, diamond-cut Screamin' Eagle medallion, protective rain sock and all required installation hardware. Street compliant when used with stock mufflers. 50-State U.S. EPA compliant.

Fits '16-later FXDLS and Softail® and '09-'16 Touring and Trike models. Also fits '11-later CVO Softail models. All EFI models require ECM calibration for proper installation. '17-later models require recalibration with Screamin' Eagle Pro Street Tuner* (sold separately).

29400217 Chrome.

29400218 Gloss Black.

Fits '16-later FXDLS and Softail, '14-later CVO Softail and '14-'16 Touring and Trike models equipped with Screamin' Eagle 58mm Throttle Body. All EFI models require ECM calibration for proper installation. '17-later models require recalibration with Screamin' Eagle Pro Street Tuner* (sold separately).

29400219 Chrome.

29400230 Gloss Black.

Also available:

SCREAMIN' EAGLE VENTILATOR ELITE AIR CLEANER COVER

Add a luxurious finishing touch to your Ventilator Air Cleaner. Designed as a direct replacement for the Screamin' Eagle and CVO Ventilator Air Cleaners, this easy to install cover features a sleek center bar design surrounded with carbon fiber inserts. Kit includes low-profile cover, diamond-cut Screamin' Eagle medallion and chrome mounting hardware.

Fits '10-later Dyna®, '09-'16 Softail, '09-'16 Touring and Trike models equipped with Ventilator Air Cleaner Kits. Also fits Dyna HO103 and CVO models with Original Equipment Ventilator Air Cleaner.

61300516 Chrome.

61300517 Gloss Black.

F. SCREAMIN' EAGLE VENTILATOR PERFORMANCE AIR CLEANER KIT

Stylish low-profile exposed element air cleaner kit provides increased airflow to boost the power of your fuel-injected engine. The track-inspired exposed element adds a purposeful look to the bike and the included waterproof rain sock protects the filter during inclement weather. This easy-to-install kit includes low-profile air cleaner cover, high-flow filter element, back plate, Screamin' Eagle badge, protective rain sock and all required installation hardware. 50-State U.S. EPA compliant.

Fits '10-later Dyna (except '16-later FXDLS), and '10-'15 Softail models (except '14-'15 FLSTNSE, '11-'12 FLSTSE and '13-'14 FXSBSE). All EFI models require ECM calibration for proper installation. '17-later models require recalibration with Screamin' Eagle Pro Street Tuner* (sold separately).

28721-10 Chrome.

28722-10 Gloss Black.



E. SCREAMIN' EAGLE VENTILATOR ELITE AIR CLEANER KIT – GLOSS BLACK



E. SCREAMIN' EAGLE VENTILATOR ELITE AIR CLEANER KIT



F. SCREAMIN' EAGLE VENTILATOR PERFORMANCE AIR CLEANER KIT – CHROME



F. SCREAMIN' EAGLE VENTILATOR PERFORMANCE AIR CLEANER KIT – GLOSS BLACK

**Not certified for use in the EU*

Street legal and/or street compliant statements refer to product meeting 50-State emissions and noise standards in the United States.

Not all products are available in all countries – please consult your dealer for details.

510 SCREAMIN' EAGLE®

Twin Cam Stage I Upgrade

A. SCREAMIN' EAGLE EXTREME BILLET VENTILATOR AIR CLEANER KIT

The proven, track-inspired exposed element Ventilator air cleaner with a completely totally unique look. This low-profile oval air cleaner features a 360° exposed filter element for maximum air flow and a stylish machined billet aluminum cover for style. Available in your choice of chrome or cut back gloss black finish, the two-piece billet cover surrounds the filter and features a full color Screamin' Eagle medallion. The cast back plate ensures smooth air flow to the throttle body and the included rain sock protects the filter and engine from drawing in moisture during inclement weather. This easy-to-install kit includes billet air cleaner cover, high-flow filter element, back plate, protective rain sock and all required installation hardware. 50-State U.S. EPA compliant.

Fits '16-later FXDLS and Softail® and '09-'16 Touring and Trike models. Also fits '11-later CVO Softail models. All EFI models require ECM calibration for proper installation. '17-later models require recalibration with Screamin' Eagle Pro Street Tuner* (sold separately).

29400163 Chrome.

29400164 Cut Back Gloss Black.

Fits '16-later FXDLS and Softail, '14-later CVO Softail and '14-'16 Touring and Trike models equipped with Screamin' Eagle 58mm Throttle Body. All EFI models require ECM calibration for proper installation. '17-later models require recalibration with Screamin' Eagle Pro Street Tuner* (sold separately).

29400223 Chrome.

29400224 Cut Back Gloss Black.

Fits '10-later Dyna® (except '16-later FXDLS), and '10-'15 Softail models (except '14-'15 FLSTNSE, '11-'12 FLSTSE and '13-'14 FXSBSE). All EFI models require ECM calibration for proper installation. '17-later models require recalibration with Screamin' Eagle Pro Street Tuner* (sold separately).

29400167 Chrome.

29400168 Cut Back Gloss Black.

NOTE: The washable and rechargeable filter uses a special coating to help filter fine particles from the incoming air. With time, the oil in the filter will dissipate and the element will begin to turn gray. The original red color can be restored with an application of K&N® Air Filter Oil.



A. SCREAMIN' EAGLE EXTREME BILLET VENTILATOR AIR CLEANER KIT – CHROME



A. SCREAMIN' EAGLE EXTREME BILLET VENTILATOR AIR CLEANER KIT – CUT BACK GLOSS BLACK



A. SCREAMIN' EAGLE EXTREME BILLET VENTILATOR AIR CLEANER KIT – CHROME



A. EXTREME BILLET VENTILATOR AIR CLEANER KIT (SHOWN WITH RAIN SOCK)

*Not certified for use in the EU

Street legal and/or street compliant statements refer to product meeting 50-State emissions and noise standards in the United States.

Not all products are available in all countries – please consult your dealer for details.

SCREAMIN' EAGLE® 511

Twin Cam Stage I Upgrade

B. SCREAMIN' EAGLE EXTREME BILLET AIR CLEANER KIT

AIR CLEANER KIT

The bold styling of this intake system looks just as impressive as the long patch of burnout rubber you just laid down. The forged billet aluminum cover tops off a cast back plate with integral breather for a smooth transition to the throttle body. The race-inspired air cleaner is engineered to flow high volumes of air and the washable pleated element provides the ideal combination of efficiency and engine protection. Available in your choice of style and finish, this easy-to-install kit includes all mounting hardware and rain sock. 50-State U.S. EPA compliant.

Fits '16-later FXDLS and Softail® and '08-'16 Touring and Trike models with Original Equipment 50mm Throttle Body. All EFI models require ECM calibration for proper installation. '17-later models require recalibration with Screamin' Eagle Pro Street Tuner* (sold separately).

29400064 Agitator – Chrome.

29400063 Agitator – Cut Back Gloss Black.

29400104 Chisel – Chrome.

29400103 Chisel – Cut Back Gloss Black.

Fits '16-later FXDLS and Softail, '14-later CVO Softail and '14-'16 Touring and Trike models equipped with Screamin' Eagle 58mm Throttle Body. All EFI models require ECM calibration for proper installation. '17-later models require recalibration with Screamin' Eagle Pro Street Tuner* (sold separately).

29400221 Chisel – Chrome.

29400220 Chisel – Cut Back Gloss Black.

Fits '08-later Dyna® (except '16-later FXDLS), and '08-'15 Softail models (except '14-'15 FLSTNSE, '11-'12 FLSTSE and '13-'14 FXSBSE). All EFI models require ECM calibration for proper installation. '17-later models require recalibration with Screamin' Eagle Pro Street Tuner* (sold separately).

29400116 Chisel – Cut Back Gloss Black.

29400117 Chisel – Chrome.

NOTE: The washable and rechargeable filter uses a special coating to help filter fine particles from the incoming air. With time, the oil in the filter will dissipate and the element will begin to turn gray. The original red color can be restored with an application of K&N® Air Filter Oil.



B. EXTREME BILLET AIR CLEANER KIT – AGITATOR, CHROME



B. EXTREME BILLET AIR CLEANER KIT – AGITATOR, CUT BACK GLOSS BLACK



B. EXTREME BILLET AIR CLEANER KIT – CHISEL, CHROME



B. EXTREME BILLET AIR CLEANER KIT – CHISEL, CUT BACK GLOSS BLACK



B. EXTREME BILLET AIR CLEANER KIT



B. EXTREME BILLET AIR CLEANER KIT (SHOWN WITH RAIN SOCK)

*Not certified for use in the EU

Street legal and/or street compliant statements refer to product meeting 50-State emissions and noise standards in the United States.

Not all products are available in all countries – please consult your dealer for details.

512 SCREAMIN' EAGLE®

Twin Cam Stage I Upgrade

A. SCREAMIN' EAGLE HIGH-FLOW AIR CLEANER – TWIN CAM

The High-Flow Air Cleaner Kit provides increased airflow to boost the power of your fuel-injected model. Kit features a one-piece cast back plate with integral breather and mounting brackets for simplified installation and a synthetic washable air cleaner element that does not require oiling. Available with a brilliant chrome or black back plate, this round air cleaner element can be dressed with most Original Equipment or accessory air cleaner covers. Or choose to flaunt your performance gains with the open element look, and finish it off with a Rain Sock Kit P/N 28728-10 and custom Air Cleaner Trim from one of the Harley-Davidson® decorative collections. This kit includes air cleaner, back plate, breather and all required hardware. 50-State U.S. EPA compliant.

Fits '16-later Softail® and '14-'16 Touring and Trike models (except CVO Touring) with Original Equipment 50mm Throttle Body. All EFI models require ECM calibration for proper installation. '17-later models require recalibration with Screamin' Eagle Pro Street Tuner* (sold separately).

29400234 Chrome.

29400233 Texture Black.

Fits '08-'15 Softail models (except CVO Softail). Also fits '08-later Dyna® models equipped with accessory Air Cleaner Cover. Also fits '04-'07 EFI Dyna, '01-'07 EFI Softail, and '02-'07 EFI Touring. FXS, FLS, FLSTSB and '13-later FXDB models require separate purchase of Gasket P/N 29591-99 and Screw P/N 29703-00. All EFI models require ECM calibration for proper installation. '17-later models require recalibration with Screamin' Eagle Pro Street Tuner* (sold separately).

29400240 Chrome.

29400239 Texture Black.

Fits '08-'15 Dyna models with Original Equipment Teardrop Air Cleaner Cover. All EFI models require ECM calibration for proper installation.

29400236 Chrome.

29400235 Texture Black.

Fits '08-'13 Touring and Trike models (except CVO Touring) with Original Equipment 50mm throttle body. All EFI models require ECM calibration for proper installation.

29400238 Chrome.

29400237 Texture Black.

Fits '16-later FXDLS and Softail, '14-later CVO Softail, and '14-'16 Touring and Trike models equipped with Screamin' Eagle 58mm EFI Throttle Body. Requires separate purchase of an Accessory Air Cleaner Cover. All EFI models require ECM calibration for proper installation. '17-later models require recalibration with Screamin' Eagle Pro Street Tuner* (sold separately).

29400222 Raw Aluminium.



A. HIGH-FLOW AIR CLEANER KIT – CHROME (29400234 SHOWN)



A. HIGH-FLOW AIR CLEANER KIT – BLACK (29400233 SHOWN)



A. HIGH-FLOW AIR CLEANER KIT – BLACK (29400239 SHOWN)



A. HIGH-FLOW AIR CLEANER KIT – CHROME (29400240 SHOWN)



A. HIGH-FLOW AIR CLEANER KIT – BLACK (29400235 SHOWN)



A. HIGH-FLOW AIR CLEANER KIT – CHROME (29400236 SHOWN)

*Not certified for use in the EU

Street legal and/or street compliant statements refer to product meeting 50-State emissions and noise standards in the United States.

Not all products are available in all countries – please consult your dealer for details.

SCREAMIN' EAGLE® 513

Twin Cam Stage I Upgrade



B. SCREAMIN' EAGLE PERFORMANCE AIR CLEANER KIT – BURST COLLECTION



B. SCREAMIN' EAGLE PERFORMANCE AIR CLEANER KIT – BURST COLLECTION

Performance and style combined. Designed to complement the Burst Collection, this radical low profile air cleaner features a tuxedo black surround that has been expertly machined to expose the satin aluminum finish below. The billet cover conceals a one-piece cast back plate with integral breather and mounting bracket that promotes smooth air flow into the throttle body. The exposed reverse cone cotton element provides high-volumes of air and the element is washable for maximum efficiency and protection. The complete kit includes Burst Collection trim, backing plate, air cleaner element and all required installation hardware. 50-State U.S. EPA compliant.

29000066

Fits '16-later Softail® and '08-'16 Touring and Trike models with Original Equipment 50mm throttle body. Also fits '16-later FXDLS and Softail, '14-later CVO Softail and '14-'16 Touring models equipped with Screamin' Eagle 58mm Throttle Body. All EFI models require ECM calibration for proper installation. '17-later models require recalibration with Screamin' Eagle Pro Street Tuner* (sold separately).

29400178

Fits '08-later Dyna® (except FXDLS), and '08-'15 Softail models (except '14-'15 FLSTNSE, '11-'12 FLSTSE and '13-'14 FXSBSE). All EFI models require ECM calibration for proper installation. '17-later models require recalibration with Screamin' Eagle Pro Street Tuner* (sold separately).

C. SCREAMIN' EAGLE AIR CLEANER TRIM

Dress your air cleaner in the traditional H-D® orange and black. Easy-to-install trim features Screamin' Eagle script set against a gloss black background.

61300299

Fits '16-later Softail (except FLSTFBS and FXSE) and '14-'16 Touring and Trike models with Original Equipment air cleaner cover. Does not fit CVO models.

29503-07

Fits '07 Dyna, '07-'15 Softail (except FLSTSB and FXS), '07-'13 Touring and Trike models models with Original Equipment air cleaner cover.



**C. SCREAMIN' EAGLE AIR CLEANER TRIM
(61300299 SHOWN)**



**C. SCREAMIN' EAGLE AIR CLEANER TRIM
(29503-07 SHOWN)**

**Not certified for use in the EU*

Street legal and/or street compliant statements refer to product meeting 50-State emissions and noise standards in the United States.

Not all products are available in all countries – please consult your dealer for details.

514 SCREAMIN' EAGLE®

Twin Cam Stage I Upgrade

A. SCREAMIN' EAGLE AIR CLEANER RAIN SOCK

Add the open-element look to your Screamin' Eagle High-Flow style Air Cleaner. This easy-to-install kit allows you to replace the traditional Original Equipment air cleaner cover with custom inserts from one of the H-D® Decorative Collections. Kit includes a breathable mesh cover with classic Bar & Shield® logo that stretches over the filter to maximize airflow while protecting the exposed element from the rain. Fits traditional cone-shaped air cleaner elements featured in many Screamin' Eagle Twin Cam Stage Kits.

28728-10

Fits Screamin' Eagle Round High-Flow Air Cleaner Kits.



A. SCREAMIN' EAGLE AIR CLEANER RAIN SOCK (SHOWN WITH #1 SKULL AIR CLEANER TRIM)

B. SCREAMIN' EAGLE AIR CLEANER BACK PLATE KITS

Finished in brilliant chrome or wrinkle black, these replacement back plates complement the finish of your engine. Cast back plate design features integral breather and mounting brackets for simplified installation.

Fits models equipped with Screamin' Eagle High-Flow Air Cleaner Kits. Installation may require separate purchase of (2) O-Ring P/N 11292, (2) Breather Tube P/N 29557-05 and (2) Breather Screw P/N 29465-99. See your Dealer for details.

Fits '99-'07 Dyna®, '99-'15 Softail (except '11-later CVO) and '02-'07 Touring models.

29510-05 Chrome.

29586-06 Wrinkle Black.

Fits '08-'13 Touring and Trike models.

29624-08 Chrome.

29319-08 Wrinkle Black.

Fits '08-'15 Dyna models with Original Equipment Teardrop Air Cleaner Cover.

29170-08 Chrome.

29119-08 Wrinkle Black.



B. SCREAMIN' EAGLE AIR CLEANER BACK PLATE KITS

Street legal and/or street compliant statements refer to product meeting 50-State emissions and noise standards in the United States.

Not all products are available in all countries – please consult your dealer for details.

SCREAMIN' EAGLE® 515

Twin Cam Stage I Upgrade



C. JET BLACK EXHAUST SHIELD KIT – DYNA SHORTY DUAL



D. JET BLACK EXHAUST SHIELD KIT – DYNA STAGGERED DUAL



E. JET BLACK EXHAUST SHIELD KIT

C. JET BLACK EXHAUST SHIELD KIT – DYNA® SHORTY DUAL

Extend the custom look along the bike's entire profile. These formed steel exhaust shields are available in a unique jet black ceramic finish that complements jet black Screamin' Eagle Street Performance Slip-On Mufflers. This exhaust shield kit has survived stringent Harley-Davidson® testing for durability and corrosion resistance. Manufactured to Original Equipment standards for exact fit, the easy-to-install kit includes front and rear head pipe shields.

80821-10

Fits '06-'10 FXD, '06-later FXDB, '06-'14 FXDC, '06-'13 FXDL and '06-'08 FXDWG models with shorty dual exhaust.

D. JET BLACK EXHAUST SHIELD KIT – DYNA STAGGERED DUAL

Add a custom touch to your ride. These formed steel exhaust shields are available in a tough jet black ceramic that looks just right when paired with jet black Screamin' Eagle Street Performance Slip-On Mufflers. The jet-black coating adds a sinister look to your bike's profile. The slotted "tommy gun" cutouts expose the head pipe for a raw, rebellious attitude. Manufactured to Original Equipment standards for exact fit, this easy-to-install kit includes front and rear head pipe shields.

65247-09

Fits '08-later FXDF and '10-later FXDWG models with forward controls.

E. JET BLACK EXHAUST SHIELD KIT – DYNA 2-INTO-1

Extend the blacked-out look along the bike's entire profile. These formed steel exhaust shields feature a unique jet black ceramic coating that complements the jet black Screamin' Eagle Street Performance Slip-On Mufflers. The jet black coating maintains its uniform black finish and has survived stringent Harley-Davidson testing for durability and corrosion resistance. Manufactured to Original Equipment standards for exacting fit, the easy-to-install kit includes front and rear head pipe shields.

65400088

Fits '12-'16 FLD models.

65400172

Fits '14-later FXDL models equipped with Nightstick Muffler P/N 64900242 or 64900243.

Street legal and/or street compliant statements refer to product meeting 50-State emissions and noise standards in the United States.

Not all products are available in all countries – please consult your dealer for details.

516 SCREAMIN' EAGLE®

Twin Cam Stage I Upgrade

A. MUFFLER END CAPS – 3.25"

These easy-to-install caps allow you to finish your 3.25" Screamin' Eagle mufflers your way. Sold in pairs. Installation hardware included.

Fits '14-later XL and '07-later Softail® models equipped with Screamin' Eagle 3.25" Street Cannon Mufflers.

65100049 Billet Chrome Slash Cut.

65100048 Satin Black Anodized.

65100044 Chrome – Slash Up/Down/Out.

65100063 Jet Black – Slash Up/Down/Out.

B. JET BLACK EXHAUST SHIELD KIT – SOFTAIL

Extend the blacked-out look along the bike's entire profile. These formed steel exhaust shields feature a unique jet black ceramic coating that complements the jet black Screamin' Eagle Street Performance Slip-On Mufflers. The jet black coating maintains its uniform black finish and has survived stringent Harley-Davidson® testing for durability and corrosion resistance. Manufactured to Original Equipment standards for exacting fit, the easy-to-install kit includes front and rear head pipe shields.

1. 80817-10A

Fits '07-later FLSTF, FLSTFB and FLSTFBS, '11-'13 FXS and '07 FXSTD models equipped with shotgun exhaust.

2. 80829-10A

Fits '07-later FLS, FLSS, FLSTN and FLSTSB models.

3. 80818-10

Fits '08-'11 FXCW and FXCWC, '13-later FXSB, '16-later FXSE and '13-'14 FXSBSE models equipped with shorty dual exhaust



A. MUFFLER END CAPS – 3.25"



B. JET BLACK EXHAUST SHIELD KIT – SOFTAIL

NOTE: There is no warranty on exhaust pipes and mufflers with regard to any discoloration. Blueing is caused by tuning characteristics, cam timing, carburetor jetting, over-heating, etc. and is not caused by defective manufacturing.

Street legal and/or street compliant statements refer to product meeting 50-State emissions and noise standards in the United States.

Not all products are available in all countries – please consult your dealer for details.

SCREAMIN' EAGLE® 517

Twin Cam Stage I Upgrade



C. LASER EXHAUST SHIELD KIT – CHROME WITH CHROME SCREENS

C. LASER EXHAUST SHIELD KIT

Show-winning style. This kit replaces the factory exhaust shields with a unique and attention-getting design. The shields feature laser cut openings that are filled with tightly-woven mesh that delivers a modern high performance look. Available in chrome or jet black ceramic, the finish is a perfect match for Original Equipment or Screamin' Eagle mufflers. The easy-to-install kits include front and rear header shield and collector shield.

Fits '09-'16 Touring and Trike models (except '10 FLHX and FLTRX).

65400064 Chrome with Chrome Screens.

65400117 Jet Black with Stainless Steel Screens.

D. JET BLACK EXHAUST SHIELD KIT – TOURING

Available for 2-into-1 and 2-into-2 exhaust systems, these formed steel exhaust shields feature a unique jet black ceramic coating that complements the jet black Screamin' Eagle Street Cannon Slip-On Mufflers. The jet black coating maintains its uniform black finish and has survived stringent Harley-Davidson® testing for durability and corrosion resistance. Manufactured to Original Equipment standards for exacting fit, the easy-to-install kit includes front and rear head pipe shields.

64981-09

Fits '09-'16 Touring and Trike models (except '10 FLHX and FLTRX).



C. LASER EXHAUST SHIELD KIT – CHROME WITH CHROME SCREENS



C. LASER EXHAUST SHIELD KITS



D. JET BLACK EXHAUST SHIELD KIT – TOURING

Street legal and/or street compliant statements refer to product meeting 50-State emissions and noise standards in the United States.

Not all products are available in all countries – please consult your dealer for details.

TWIN CAM STAGE II UPGRADE

Camshafts are a fundamental ingredient in the performance recipe, because they control the timing and duration of all major engine events. They are the primary means by which you can tune your engine's horsepower and torque output. Every cam has unique lift and overlap performance characteristics, which means you need to select cams based on exactly the kind of power you're looking for.



A. SCREAMIN' EAGLE TWIN CAM PERFORMANCE CAMS

Kits include front and rear cams. Splined rear cam is included for exceptional load handling capability. Gaskets and bearings not included. Cam Installation Kit P/N 17045-99C (sold separately) includes all required gaskets, bearings and seals for proper installation. Dealer installation is recommended and special tools are required for proper installation.

SE-255 CAM KIT

The ultimate in torque cams, this cam offers substantial increase in low end torque for engines up to 110 cubic inches with compression ratios up to 10 to 1. The low end torque increases are great for heavy bikes or for the person who routinely shifts below 4500 RPM and wants the power available to pass without downshifting. The cam still makes peak power above 5000 RPM so people with lighter bikes will enjoy the torque increases without feeling like the bike runs out of air at higher engine speeds. 50-State U.S. EPA compliant.

25638-07

For use on '09-'13 Dyna®, Softail®, and '09-'13 Touring and Trike models with 103CI and 110CI engines. All EFI models require ECM calibration for proper installation. '17-later models require recalibration with Screamin' Eagle Pro Street Tuner* (sold separately).

SE-259E CAM KIT

Developed specifically for big displacement Twin Cam engines, this cam has a modern lobe design that allows for higher valve lifts for a given duration. A high-lift version of the SE-211 camshaft, this cam works great with 103 cubic inch and larger engines with free-flowing intake and exhaust. It can be used with stock heads (updated with race springs) and high-compression pistons for even more torque than a SE-211 cam or can be coupled with any of the performance heads to realize the full power potential. 50-State U.S. EPA compliant.

25482-10

For use on '11-'15 103CI and 110CI Touring and Trike models. Installation requires separate purchase of Performance Valve Spring Kit P/N 18013-03A. All EFI models require ECM calibration for proper installation. '17-later models require recalibration with Screamin' Eagle Pro Street Tuner* (sold separately).

SE-585 CAM KIT

This cam is a great match for riders of heavy Touring bikes looking for big torque at the low end. Just a quick downshift to fourth gear results in an effortless pass of that slow moving tractor-trailer ahead of you. This cam provides an early hit of torque at the low end of the RPM spectrum. A unique combination of lift, cam lobe duration and an enhanced cam profile ramp provides a performance boost you can feel. The cam's QRD (Quiet Ramp Design) delivers high torque throughout the RPM range while reducing valve train noise. 50-State U.S. EPA compliant.

25400117

For use on '14-'16 Touring models with the use of a 58mm Throttle Body. Also fits '14-'16 CVO Touring models with or without the use of a 58mm Throttle Body. Does not fit Trike models. Installation requires separate purchase of Performance Valve Spring Kit P/N 18013-03A. All EFI models require ECM calibration for proper installation. '17-later models require recalibration with Screamin' Eagle Pro Street Tuner* (sold separately).

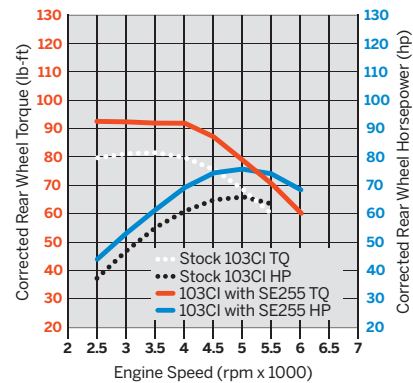
*Not certified for use in the EU

NOTE: Separate purchase of Cam Drive Retention Kit P/N 25566-06 and Cam Spacer Kit P/N 25928-06 may be required. These kits contain five different spacers to achieve proper sprocket alignment. Individual spacers can be purchased separately.

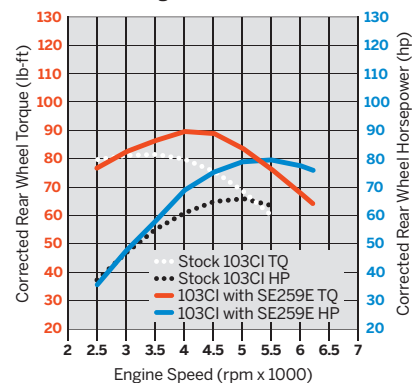
Street legal and/or street compliant statements refer to product meeting 50-State emissions and noise standards in the United States.

Not all products are available in all countries – please consult your dealer for details.

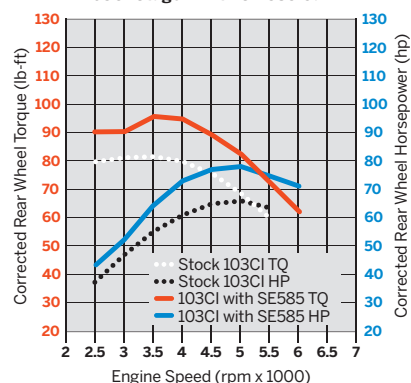
Twin Cam 103CI Stock vs. 103CI Stage II with SE-255 Cam



Twin Cam 103CI Stock vs. 103CI Stage II with SE-259E Cam



Twin Cam 103CI Stock vs. 103CI Stage II with SE-585 Cam



SCREAMIN' EAGLE® 519

Twin Cam Stage II Upgrade



B. SCREAMIN' EAGLE PREMIUM TAPERED QUICK-INSTALL ADJUSTABLE PUSHRODS – CHROME COVERS



B. SCREAMIN' EAGLE PREMIUM TAPERED QUICK-INSTALL ADJUSTABLE PUSHRODS – GLOSS BLACK COVERS



C. SCREAMIN' EAGLE HIGH-CAPACITY TAPPETS



D. SCREAMIN' EAGLE PERFORMANCE VALVE SPRING KIT



E. PUSHROD COVER KIT – GLOSS BLACK



F. PUSHROD TUBE COLLARS – GLOSS BLACK

B. SCREAMIN' EAGLE PREMIUM TAPERED QUICK-INSTALL ADJUSTABLE PUSHRODS

These premium pushrods are tapered for enhanced clearance at the cylinder head, allowing the use of higher lift cams. The one-piece chrome moly tube adds rigidity and durability and the threaded adjustment feature provides easy cam installation without removing the cylinder heads or rocker boxes. To simplify adjustment, the tube features six flats, with one flat marked with a large dot for tracking the adjustment. The threaded rod features 4 flats to reduce wrench swing. Each pushrod features the Screamin' Eagle logo and is marked for "Intake" or "Exhaust." Kit includes 4 pushrods and required pushrod tubes.

Fits '99-later Twin Cam-equipped models.

17900032 With Gloss Black Covers.

18404-08 With Chrome Covers.

C. SCREAMIN' EAGLE HIGH-CAPACITY TAPPETS

Screamin' Eagle Tappets feature large high capacity needles in the roller bearing assembly to improve reliability when operating with high lift cams, high pressure valve springs and in high RPM applications. The 25% larger needle bearings increase the dynamic load rating by approximately 20% when compared to the Original Equipment Twin Cam tappets. The unique design delivers superior tappet life in performance applications. Set of 4.

18572-13

Fits '00-later XL and XR models and '99-later Twin Cam-equipped models.

D. SCREAMIN' EAGLE PERFORMANCE VALVE SPRING KIT*

This performance beehive-shaped Valve Spring Kit will permit the Sportster® engine to rev to 7000 RPM. The unique ovate wire yields increased performance from a compact spring design. The installed spring pressure is increased to 208 lbs and allows a maximum lift of .590". Complete kit includes springs, upper collars and keepers and lower collars with integral valve seals.

18013-03A

Fits '04-later XL, XR and '05-later Twin Cam-equipped models. Does not fit FXDLS, FLSS, FLSTFBS or Screamin' Eagle Performance Heads with .3125" diameter valves.

E. PUSHROD COVER KIT – GLOSS BLACK

Complete the Dark Custom look. These covers replace existing chrome covers to give your bike a blacked-out appearance down to the smallest detail. Pushrod covers are finished in gloss black and the kit includes four bottom cover tubes and the four upper clips. Installation retains the Original Equipment chrome short center tube to create a high-contrast accent. Cover Kit can be installed on engines already equipped with Adjustable Pushrods or can be installed by removing rocker box covers, rocker arms and non-adjustable pushrods. Consult your dealer or service manual for installation.

17900033 Covers Only.

Fits '99-later Twin Cam-equipped models. Requires prior installation of Adjustable Pushrods or removal of rocker box covers, rocker arms and fixed-length pushrods.

F. PUSHROD TUBE COLLARS – GLOSS BLACK

Manufactured from Original Equipment components for perfect fit and function, these Pushrod Collars complete your Twin Cam engine's conversion to the total blacked-out look. Covers replace the chrome-finished factory covers, and fit with stock or Screamin' Eagle Quick-Install Pushrods.

17900076

Fits '84-'00 Evolution™ 1340 and '99-later Twin Cam-equipped models. Installation requires use of Adjustable Pushrods or removal of rocker box covers, rocker arms and fixed-length pushrods.

***CAUTION:** Proper valve spring to rocker cover clearance must always be verified during installation of Screamin' Eagle Valve Spring Kits. Failure to have adequate clearance may result in engine damage.

Street legal and/or street compliant statements refer to product meeting 50-State emissions and noise standards in the United States.

Not all products are available in all countries – please consult your dealer for details.

520 SCREAMIN' EAGLE®

Twin Cam Stage II Upgrade

A. SCREAMIN' EAGLE BILLET CAM SUPPORT PLATE WITH HIGH-VOLUME OIL PUMP

A great upgrade for any performance motor. The Billet Cam Support Plate is manufactured from billet aluminum with pressed-in bronze bushings and is pre-assembled with the crankshaft bushing and oil pressure relief valve. Aluminum is specified at 6061 billet plate, heat-treated to T6 specifications with a surface-hardened anodized finish to provide superior strength, rigidity and durability. CNC-precision machining ensures precise dimensions and constant material thickness across the plate, enabling perfect alignment of cams and chains. Cam bushings are made from 660 bronze materials to provide enhanced wear resistance and to stand up to increased loads from the high lift cams common in large displacement motors. The improved Screamin' Eagle high-flow oil pump provides higher pressure when the oil is hot to keep pressure drops to a minimum and increases the oil supply by 16% and the scavenging by 29% over the '06-later Original Equipment oil pump.

25282-11

Fits '06-later Dyna® and '07-later Softail®, and '07-'16 Touring and Trike models. Installation requires separate purchase of Cam Service Kit P/N 17045-99D and Drive Gear Retention Kit P/N 25566-06.



A. SCREAMIN' EAGLE BILLET CAM SUPPORT PLATE WITH HIGH-VOLUME OIL PUMP

B. SCREAMIN' EAGLE HYDRAULIC CAM CHAIN TENSIONER AND HIGH-FLOW OIL PUMP UPGRADE KIT

This kit updates the cam chain tensioner of your Twin Cam 88® engine to the latest design, as featured on the Twin Cam 96™ engine. The billet cam support plate has been designed to allow the installation of the Twin Cam 96 hydraulic cam chain tensioner to Twin Cam 88-equipped models. These Hydraulic Cam Chain Tensioners will significantly outlast the spring loaded tensioners and are an ideal addition to an engine modified for improved performance. In addition, '02-'06 models utilize a Twin Cam 96 single row front roller chain and sprocket (included in kit). '99-'01 models use Original Equipment front silent chain and sprocket to retain the cam position sensor function. The kit includes an improved Screamin' Eagle High-Flow Oil Pump that provides increased oil pressure at high-operating temperatures. This kit increases the oil supply by 23% and scavenging by 50% when compared to the '99-'05 Original Equipment oil pump and reduces operating temperature of bearings to improve bearing life.

25284-11

Fits '99-'05 Dyna, '00-'06 Softail and '99-'06 Touring models. Installation requires separate purchase of Spacer Kit P/N 25285-08, Cam Service Kit P/N 17045-99D and Drive Gear Retention Kit P/N 25566-06.



B. SCREAMIN' EAGLE HYDRAULIC CAM CHAIN TENSIONER AND HIGH-FLOW OIL PUMP UPGRADE KIT

C. SCREAMIN' EAGLE HIGH-PERFORMANCE INNER CAM BEARINGS

High-performance Inner Cam Bearings are a smart upgrade when installing high-lift cams in a race bike. These bearings provide increased load capacity and extend the engine life in extreme racing conditions. Kit includes two bearings required to complete one Twin Cam engine.

24017-10

Fits '99-'05 Dyna, '00-'06 Softail and '99-'06 Touring models.

24018-10

Fits '06-later Dyna, '07-later Softail and '07-'16 Touring and Trike models.



New Pump Rotor

Original Pump Rotor



HIGH VOLUME OIL PUMP COMPARISON


C. SCREAMIN' EAGLE HIGH-PERFORMANCE INNER CAM BEARINGS

Street legal and/or street compliant statements refer to product meeting 50-State emissions and noise standards in the United States.

Not all products are available in all countries – please consult your dealer for details.

STAGE III & IV UPGRADES

Screamin' Eagle EFI Stage Kits offer complete street-compliant performance configurations engineered to help you generate specific torque and horsepower gains. Eliminating all the guesswork and trial-and-error testing normally associated with engine modifications, Stage Kits include everything you need to enhance your bike's performance, including big-bore cylinders, high-compression pistons, performance cams and high-flow air cleaners.



BOLT-ON
TWIN CAM 110
BIG BORE
STAGE KITS


HIGH-STRENGTH
CYLINDER LINERS
ARE MACHINED
TO SLIP INTO
THE STOCK CASE
OPENING



FEATURES

BOLT-ON BIG BORE CYLINDERS

In the past, the only way to increase the bore of your 103 or 110 cubic inch Twin Cam V-Twin motor was to tear down the motor and re-bore the engine cases to fit larger bore cylinder spigots. It was a labor-intensive – and expensive – process. The Screamin' Eagle team has engineered a 4" Big Bore Cylinder and Piston package that increase the internal bore from 3-7/8" to 4", without increasing the outside diameter of the cylinder spigot. The cylinder slips into the existing case bore without modification.



CAST ALUMINUM
CYLINDER

CAST-IN-PLACE
HIGH STRENGTH
STEEL LINER

STEEL LINER FEATURES
TENSILE STRENGTH OF
120,000 PSI – 3 TIMES
STRONGER THAN CAST
IRON SLEEVES

MACHINED SPIGOT

Street legal and/or street compliant statements refer to product meeting 50-State emissions and noise standards in the United States.

Not all products are available in all countries – please consult your dealer for details.

522 SCREAMIN' EAGLE®

Twin Cam Stage III Upgrade

STAGE III

SCREAMIN' EAGLE TWIN CAM HIGH-COMPRESSION KIT WITH CAMS – 103CI TO 103CI

Give your Touring bike the kick it needs to pass a road hogging RV on a long uphill climb. This street compliant Stage III "in-a-box" kit includes the system-matched components you need to build a performance Twin Cam engine with torque and horsepower characteristics you can use – every day. Designed for use with stock cylinder heads, this kit produces big torque gains at lower RPM while maintaining your factory warranty. This street-performance engine has the potential to produce 88 HP and 100 lb-ft of torque with the stock cylinder heads. 50-State U.S. EPA compliant.

Kit includes:

- Forged 10.5:1 High Compression Pistons and Rings
- SE-585 Cams
- High Performance Valve Springs
- Perfect-Fit Pushrods
- Top End Gasket Kit
- Heavy Duty Clutch Spring

92500028

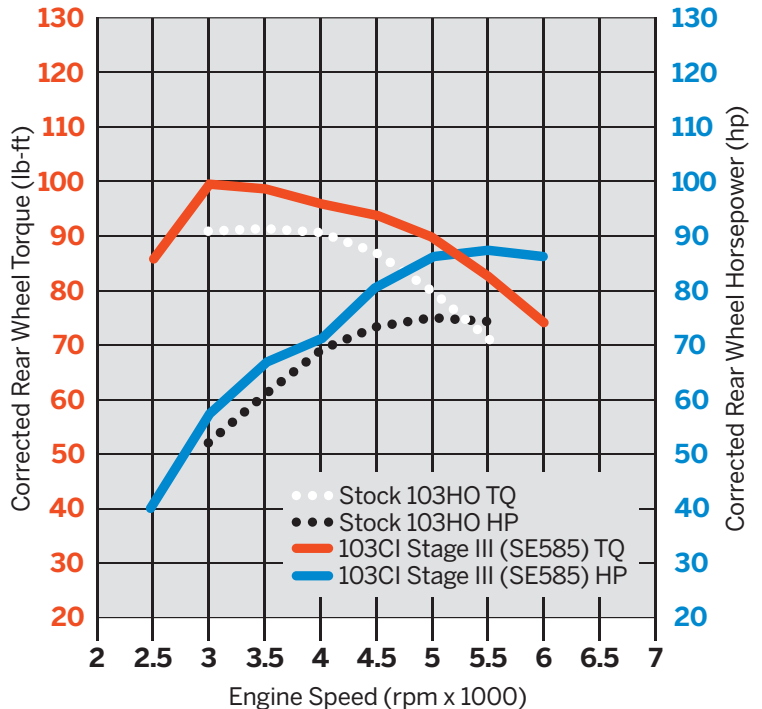
Fits 50-state '14-'16 Touring models. Does not fit Trike or models with Twin-Cooled™ engines. Requires separate purchase of outer Primary Cover Gasket. Installation requires separate purchase of Cam Drive Retention Kit P/N 25566-06. May require Cam Spacer Kit P/N 25928-06. All EFI models require ECM calibration for proper installation.

NOTICE: Installation of automatic or manual compression releases on large displacement engines is highly recommended.

When installed by an authorized Harley-Davidson® Dealer at the time of vehicle delivery, these kits do not impact the vehicle's limited warranty.



Twin Cam 103HO Stock vs. 103CI High Compression



Street legal and/or street compliant statements refer to product meeting 50-State emissions and noise standards in the United States.

Not all products are available in all countries – please consult your dealer for details.

STAGE III

SCREAMIN' EAGLE® 523

Twin Cam Stage III Upgrade

SCREAMIN' EAGLE TWIN CAM STAGE III KIT – 103CI TO 110CI

Build a fast, reliable 110 cubic inch Twin Cam hauler without having to remove the motor from the chassis. This Stage III Street Performance Kit combines system-matched Screamin' Eagle big bore cylinders, high compression pistons and performance cams and valve train components with the Original Equipment cylinder heads for a cost-effective boost in torque and performance. The exclusive bolt-on 4.0" cylinders are engineered with high strength slim-wall spigots that slip into the factory crank case without any additional machining. The 4" flat top pistons team with the stock cylinder heads to produce a performance-enhancing 10.2:1 compression ratio (10.4:1 on Twin-Cooled™ models), and the high-lift SE-585 cam produces a boost in torque throughout the RPM range. 50-State U.S. EPA compliant.

Kit includes:

- Screamin' Eagle 4.0" Bolt-On Cylinders
- Forged 10.2:1 Compression Pistons and Rings
- SE-585 Cams
- High Performance Valve Springs
- Perfect-Fit Pushrods
- Screamin' Eagle High-Capacity Roller Tappets
- Top End and Cam Cover Gaskets
- Heavy Duty Clutch Spring

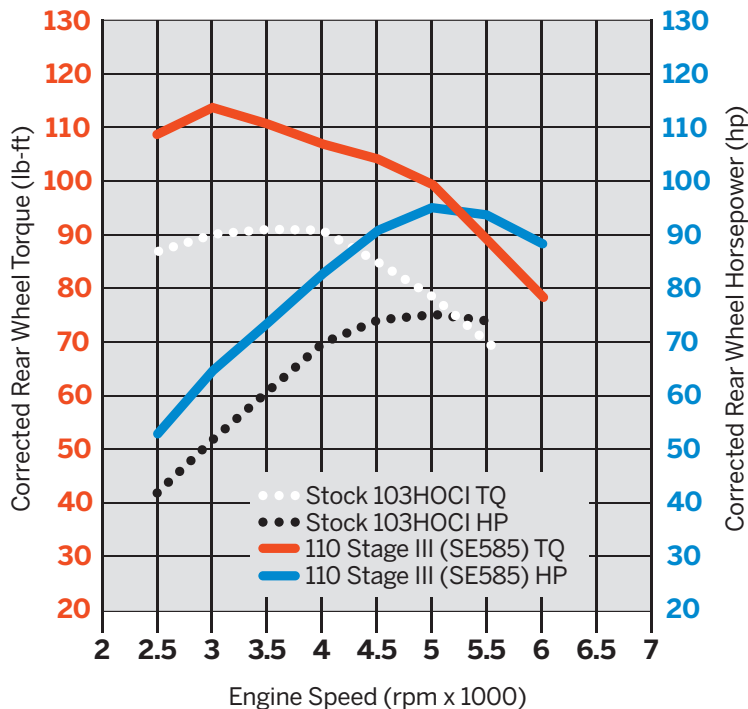
92500035 Black Highlighted.

Fits 50-state '16-later Softail® and '14-'16 Touring models. Does not fit Trike models, FLSS, FLSTFBS, CVO 110 models or models with engine cases that have been machined to accept large-bore cylinders. Requires separate purchase of Cam Drive Retention Kit P/N 25566-06. Cam Spacer Kit P/N 25928-06 is recommended. Twin-Cooled models require separate purchase of model-specific head gaskets. All models require recalibration with Screamin' Eagle Pro Street Tuner* (sold separately).



When installed by an authorized Harley-Davidson® Dealer at the time of vehicle delivery, these kits do not impact the vehicle's limited warranty.

Twin Cam 103HO Stock vs. 103 to 110CI Stage III



*Not certified for use in the EU

Street legal and/or street compliant statements refer to product meeting 50-State emissions and noise standards in the United States.

Not all products are available in all countries – please consult your dealer for details.

524 SCREAMIN' EAGLE®

Twin Cam Stage III Upgrade

STAGE III

SCREAMIN' EAGLE TWIN CAM CONVERSION KIT WITH CAMS – 96CI TO 103CI

The Stage II Big Bore Kit provides the parts you need to increase the horsepower of your EFI-equipped model. The kit increases the displacement of your Twin Cam-equipped model from 96 cubic inches (1584cc) to 103 cubic inches (1690cc). 50-State U.S. EPA compliant.

Kit includes:

- Big Bore Cylinders
- Big Bore Flat Top Pistons and Rings
- SE-255 Cams
- Stage I Air Cleaner Kit with One-Piece Back Plate
- Top End Gasket Kit
- Heavy Duty Clutch Spring

27543-08 Black Highlighted.
Fits 50-state '10-later Softail® models equipped with a Twin Cam 96™ engine. Also fits '08-'09 later California Softail models. Installation requires separate purchase of Primary Cover Gasket. Cam Drive Retention Kit P/N 25566-06. Cam Spacer Kit P/N 25928-06 is recommended. All EFI models require ECM calibration for proper installation. '17-later models require recalibration with Screamin' Eagle Pro Street Tuner* (sold separately).

27557-08 Black Highlighted.
Fits 50-state '10-'11 Touring models equipped with Twin Cam 96 engine. '10 FLHX and FLTRX models require separate purchase of 2-into-2 Head Pipe and mufflers. Installation requires separate purchase of Primary Cover Gasket. Cam Drive Retention Kit P/N 25566-06. Cam Spacer Kit P/N 25928-06 is recommended. All EFI models require ECM calibration for proper installation.

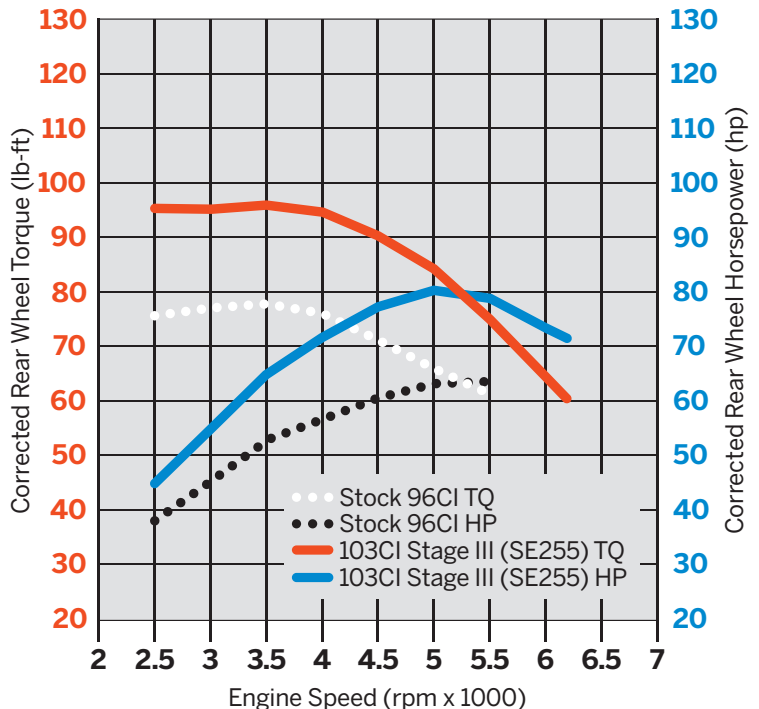
27564-09A Black Highlighted.
Fits 49-state '09 Touring models. Kit includes catalyst head pipe. Does not fit Trike models. Installation requires separate purchase of Primary Cover Gasket. Cam Drive Retention Kit P/N 25566-06. Cam Spacer Kit P/N 25928-06 is recommended. All EFI models require ECM calibration for proper installation.



NOTICE: Installation of automatic or manual compression releases on large displacement engines is highly recommended.

When installed by an authorized Harley-Davidson® Dealer at the time of vehicle delivery, these kits do not impact the vehicle's limited warranty.

Twin Cam 96 Stock vs. 96 to 103CI Conversion



*Not certified for use in the EU

Street legal and/or street compliant statements refer to product meeting 50-State emissions and noise standards in the United States.

Not all products are available in all countries – please consult your dealer for details.

STAGE III

SCREAMIN' EAGLE® 525

Twin Cam Stage III Upgrade

SCREAMIN' EAGLE TWIN CAM CONVERSION KIT – 96CI TO 103CI

This Big Bore Kit lets you increase the displacement of your Twin Cam 96™ engine-equipped model from 96 cubic inches (1584cc) to 103 cubic inches (1690cc). A high-performance clutch spring is included to provide the additional clutch capacity required by the extra torque.

Kit includes:

- Big Bore Cylinders
- Big Bore Flat Top Pistons and Rings
- Stage I Air Cleaner with One-Piece Back Plate
- Top End Gasket Kit
- Heavy Duty Clutch Spring

29903-07A Black Highlighted.

Fits all 50-state '07 Twin Cam and '08-later Softail® models equipped with a Twin Cam 96 engine. Installation requires separate purchase of Primary Cover Gasket. Cam Drive Retention Kit P/N 25566-06. Cam Spacer Kit P/N 25928-06 is recommended. All EFI models require ECM calibration for proper installation.

27539-08A Black Highlighted.

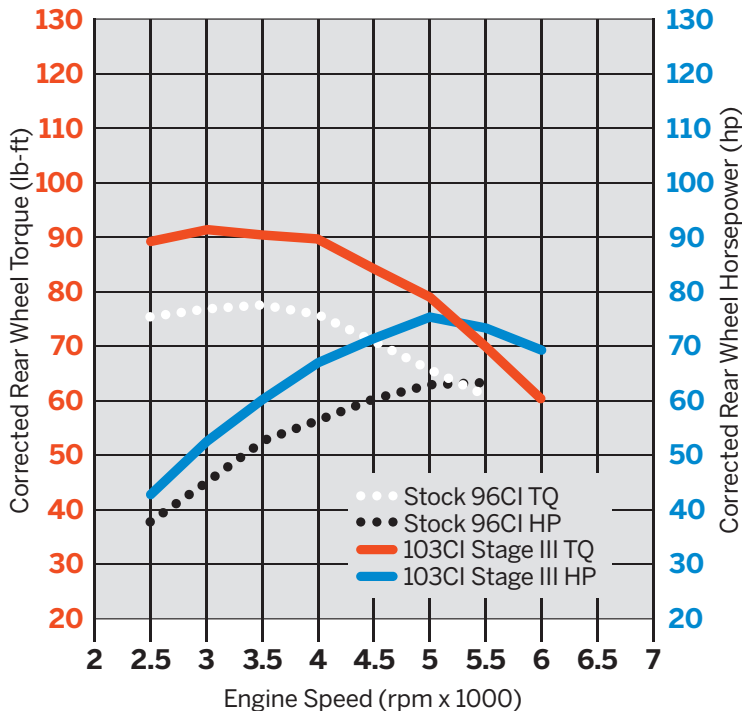
Fits 50-state '08-'11 Touring models equipped with a Twin Cam 96 engine. Installation requires separate purchase of Primary Cover Gasket. Cam Drive Retention Kit P/N 25566-06. Cam Spacer Kit P/N 25928-06 is recommended. All EFI models require ECM calibration for proper installation.

NOTICE: Installation of automatic or manual compression releases on large displacement engines is highly recommended.

When installed by an authorized Harley-Davidson® Dealer at the time of vehicle delivery, these kits do not impact the vehicle's limited warranty.



Twin Cam 96 Stock vs. 96 to 103CI Conversion



Street legal and/or street compliant statements refer to product meeting 50-State emissions and noise standards in the United States.

Not all products are available in all countries – please consult your dealer for details.

526 SCREAMIN' EAGLE®

Twin Cam Stage IV Upgrade

STAGE IV

SCREAMIN' EAGLE TWIN CAM TIRE SHREDDER KIT – 103CI TO 110CI

This comprehensive kit provides a complete package of matched components that allow you to build a high performance 110ci Twin Cam without voiding the factory warranty. The unique Screamin' Eagle 4.0" big bore cylinders are engineered to slip into the engine cases without case machining or modification, so the engine stays in the chassis during the build. 50-State U.S. EPA compliant.

Kit includes:

- Screamin' Eagle 4.0" Bolt-On Cylinders
- Forged 10.2:1 High Compression Pistons and Rings
- Screamin' Eagle 58mm Throttle Body
- High Flow Fuel Injectors
- Screamin' Eagle CNC-Ported Cylinder Heads
- SE-259E Cams
- Perfect-Fit Pushrods
- Screamin' Eagle High-Capacity Roller Tappets
- Top End and Cam Cover Gaskets
- Heavy Duty Clutch Spring

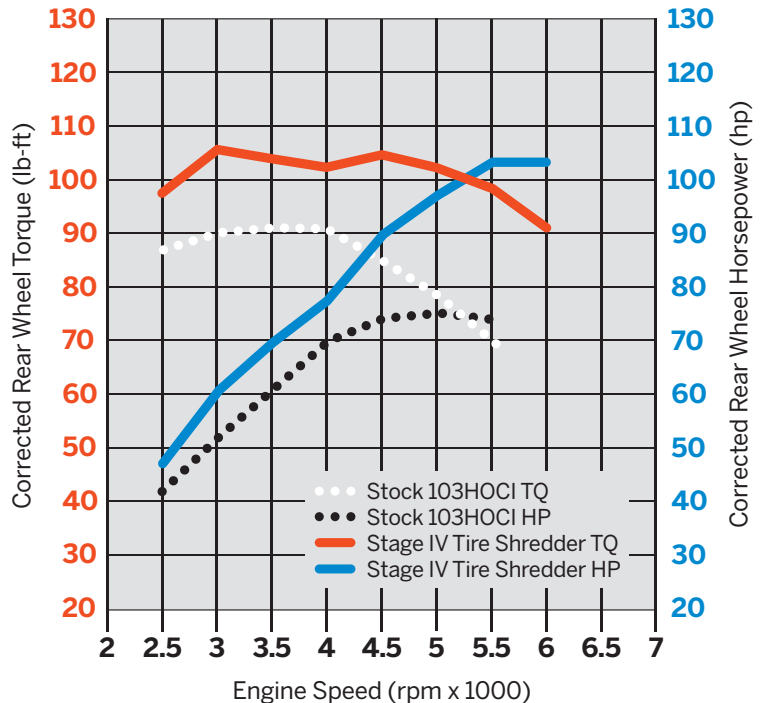
92500038

Fits 50-state '14-'16 Touring models, Does not fit Twin-Cooled™ models. Does not fit Trike models, CVO 110 models or models with engine cases that have been machined to accept large-bore cylinders. Requires separate purchase of accessory 58mm air cleaner and Cam Drive Retention Kit P/N 25566-06. Cam Spacer Kit P/N 25928-06 is recommended. All models require recalibration with Screamin' Eagle Pro Street Tuner* (sold separately).



When installed by an authorized Harley-Davidson® Dealer at the time of vehicle delivery, these kits do not impact the vehicle's limited warranty.

Twin Cam 103HO Stock vs. 103 to 110CI Tire Shredder Kit



*Not certified for use in the EU

Street legal and/or street compliant statements refer to product meeting 50-State emissions and noise standards in the United States.

Not all products are available in all countries – please consult your dealer for details.

SCREAMIN' EAGLE TWIN CAM CONVERSION KIT – 103CI TO 110CI

Bring your Twin Cam motorcycle up to the same 110 cubic inch displacement and power output as the CVO Screamin' Eagle models without extensive machining or removing the engine from the chassis. This street compliant kit combines the proven SE-255 cams and cylinder heads of the CVO model with exclusive Screamin' Eagle bolt-on 4.0" cylinders and system-matched pistons to deliver high torque and reliable everyday performance. The automatic compression release-equipped cylinder heads and the flat top forged pistons combine to develop a 9.3:1 compression ratio for easy starting, and the Screamin' Eagle lifters ensure quiet reliable valve train operation. 50-State U.S. EPA compliant.

Kit includes:

- Screamin' Eagle 4.0" Bolt-On Cylinders
- Forged 9.3:1 Compression Pistons and Rings
- CVO 110 Cylinder Heads
- SE-255 Cams
- High-Capacity Roller Tappets
- Top End and Cam Cover Gaskets
- Heavy Duty Clutch Spring
- Cam Spacer Kit P/N 25928-06 is recommended

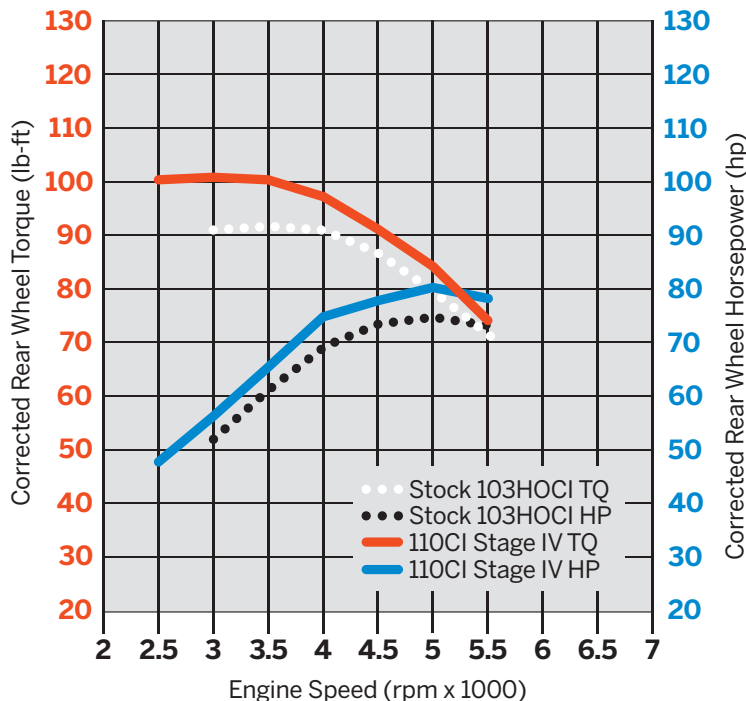
92500031 Black Highlighted.
Fits 50-state '10-'16 Touring models (except '14-'16 models with Twin-Cooled™ engines). Does not fit Trike models, CVO 110 models, or models with engine cases that have been machined to accept large bore cylinders. Requires separate purchase of Screamin' Eagle high-flow air cleaner. '10 FLHX and FLTRX models require separate purchase of 2-into-2 Head Pipe Kit and Mufflers. '11-'16 Touring models require installation of CVO Mufflers P/N 64768-09A and 64769-09A or FatShotz Muffler Kit P/N 80847-10 (sold separately). '10-'11 Touring models require ACR Harness P/N 70623-08. Installation requires separate purchase of Primary Cover Gasket. Cam Drive Retention Kit P/N 25566-06. Cam Spacer Kit P/N 25928-06 is recommended. All EFI models require ECM calibration for proper installation.

92500032 Black Highlighted.
Fits 50-state '14-'16 FLHTCU, FLHTCUL, FLHTK, FLHTKL and FLTRU models with Twin-Cooled engines. Does not fit Trike models, CVO 110 models, or models with engine cases that have been machined to accept large bore cylinders. Requires separate purchase of Screamin' Eagle high-flow air cleaner. Installation requires separate purchase of Primary Cover Gasket. Cam Drive Retention Kit P/N 25566-06. Cam Spacer Kit P/N 25928-06 is recommended. All EFI models require ECM calibration for proper installation. '17-later models require recalibration with Screamin' Eagle Pro Street Tuner* (sold separately).

92500033 Black Highlighted.
Fits 50-state '11-later Dyna® FXD, FXDB and FXDC models equipped with Shorty Dual Exhaust. Installation requires separate purchase of Muffler P/N 64895-09 (Qty 2). Also fits 50-state '10-later FXDF and FXDWG models. FXDF and FXDWG models require separate purchase of Mufflers P/N 65884-09 and 65886-09. All Dyna models require separate purchase of Screamin' Eagle high flow cleaner. '10-'11 Dyna models require ACR Harness P/N 70623-06. Does not fit models with engine cases that have been machined to accept large-bore cylinders. 50-state '11-later Softail® models (except FLS, FLSS, FLSTFBS, FLSTN, FLSTS, CVO 110 models or models with engine cases that have been machined to accept large-bore cylinders.) Requires separate purchase of Screamin' Eagle high flow air cleaner. '11 Softail models require ACR Harness P/N 70623-11. Installation requires separate purchase of Primary Cover Gasket. Cam Drive Retention Kit P/N 25566-06. Cam Spacer Kit P/N 25928-06 is recommended. All EFI models require ECM calibration for proper installation. '17-later models require recalibration with Screamin' Eagle Pro Street Tuner* (sold separately).



Twin Cam 103HO Stock vs. 103 to 110CI Stage IV



When installed by an authorized Harley-Davidson® Dealer at the time of vehicle delivery, these kits do not impact the vehicle's limited warranty.

*Not certified for use in the EU

Street legal and/or street compliant statements refer to product meeting 50-State emissions and noise standards in the United States.

Not all products are available in all countries – please consult your dealer for details.

528 SCREAMIN' EAGLE®

Twin Cam Stage IV Upgrade

STAGE IV

SCREAMIN' EAGLE TWIN CAM STAGE IV KIT – 103CI TO 103CI

This Street Performance kit provides the maximum horsepower output for a legal 103 Kit that will maintain the factory warranty. The Air Cooled Street Performance Kit Produces 96 hp and 105 lbs-ft of torque. The Twin-Cooled™ engine version is rated at 93 hp and 100 lbs-ft of torque. 50-State U.S. EPA compliant.

Kit includes:

- Forged 10.5:1 High Compression Pistons and Rings
- Screamin' Eagle 58mm Throttle Body
- Screamin' Eagle CNC Ported Cylinder Heads
- SE-259E Cams
- Perfect-Fit Pushrods
- Top End Gasket Kit
- Heavy Duty Clutch Spring

92500011 Black Highlighted.

Fits 50-state '16-later Softail® (except FLSS, FLSTFBS and FXSE) and '10-'16 Touring models (except '14-'16 models with Twin-Cooled engines) equipped with a Twin Cam 103™ engine. Fits 49-state '10-'11 Touring models equipped with a Twin Cam 96™ engine with separate purchase of Screamin' Eagle 3-7/8" Big Bore Cylinder Kit. '10 FLHX and FLTRX requires dual exhaust. Does not fit Trike models. Installation requires separate purchase of Primary Cover Gasket. Cam Drive Retention Kit P/N 25566-06. Cam Spacer Kit P/N 25928-06 is recommended. All EFI models require ECM calibration for proper installation. '17-later models require recalibration with Screamin' Eagle Pro Street Tuner* (sold separately).

92500019 Black Highlighted.

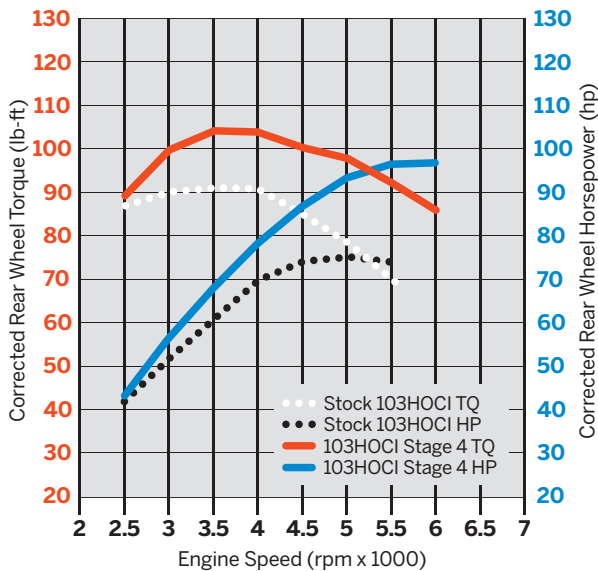
Fits 50-state '14-'16 FLHTCU, FLHTCUL, FLHTK and FLHTKL models with Twin-Cooled engines. Does not fit Trike models. Installation requires separate purchase of Primary Cover Gasket. Cam Drive Retention Kit P/N 25566-06. Cam Spacer Kit P/N 25928-06 is recommended. All EFI models require ECM calibration for proper installation. '17-later models require recalibration with Screamin' Eagle Pro Street Tuner* (sold separately).



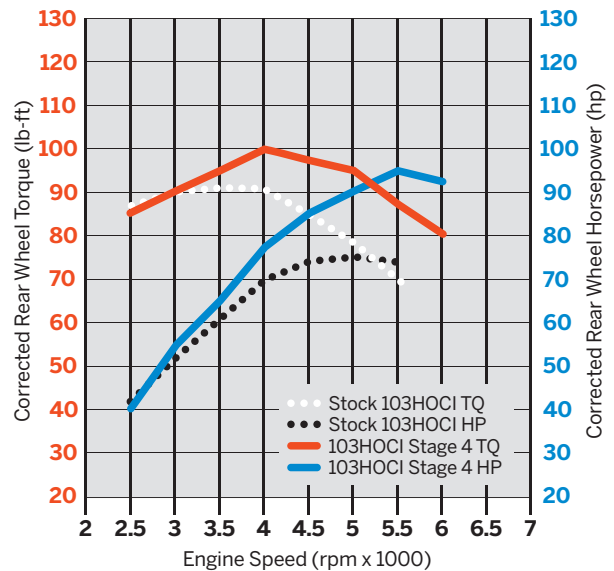
NOTICE: Installation of automatic or manual compression releases on large displacement engines is highly recommended.

When installed by an authorized Harley-Davidson® Dealer at the time of vehicle delivery, these kits do not impact the vehicle's limited warranty.

Air Cooled
Twin Cam 103HO Stock vs. 103CI Stage IV



Twin-Cooled
Twin Cam 103HO Stock vs. 103CI Stage IV



*Not certified for use in the EU

Street legal and/or street compliant statements refer to product meeting 50-State emissions and noise standards in the United States.

Not all products are available in all countries – please consult your dealer for details.

STAGE IV

SCREAMIN' EAGLE® 529

Twin Cam Stage IV Upgrade

SCREAMIN' EAGLE TWIN CAM BOLT-ON 110CI TO 117CI KIT

Turn your Original Equipment 110 cubic inch model into a fast, reliable 117 cubic inch Twin Cam hauler without having to remove the motor from the chassis. This Street Performance Kit combines system-matched Screamin' Eagle big bore cylinders, forged pistons and performance cams and valve train components with the Original Equipment cylinder heads for a cost-effective boost in torque and performance. The exclusive bolt-on 4.125" cylinders are engineered with high strength slim-wall spigots that slip into the factory 110CI crank case without any additional machining. The 4.125" flat top pistons team with the stock cylinder heads to produce a performance-enhancing 9.9:1 compression ratio, and the high-lift SE-259E cam produces a boost in torque throughout the RPM range. 50-State U.S. EPA compliant.

Kit includes:

- Screamin' Eagle 4.125" Bolt-On Cylinders
- Forged 9.9:1 Compression Pistons and Rings
- Screamin' Eagle 58mm Throttle Body
- High Flow Fuel Injectors
- SE-259E Cams
- Perfect-Fit Pushrods
- Screamin' Eagle High-Capacity Roller Tappets
- Screamin' Eagle Inner Cam Bearing Kit
- Top End and Cam Cover Gaskets
- EO Emissions Label

Fits '14-later CVO 110CI Softail® and '14-'16 CVO Touring models. Also fits '16-later 110CI FLSS, FLSTFBS and FXDLS models. Requires purchase of accessory 58mm air cleaner and Cam Drive Retention Kit P/N 25566-06 (except models equipped with Screamin' Eagle Heavy Breather Elite Performance Air Cleaner Kits). Models equipped with Ventilator Air Cleaner require separate purchase of 58mm Air Cleaner Backplate P/N 29400038. All EFI models require ECM calibration for proper installation. '16-later FXDLS and all '17-later models require recalibration with Screamin' Eagle Pro Street Tuner* (sold separately).

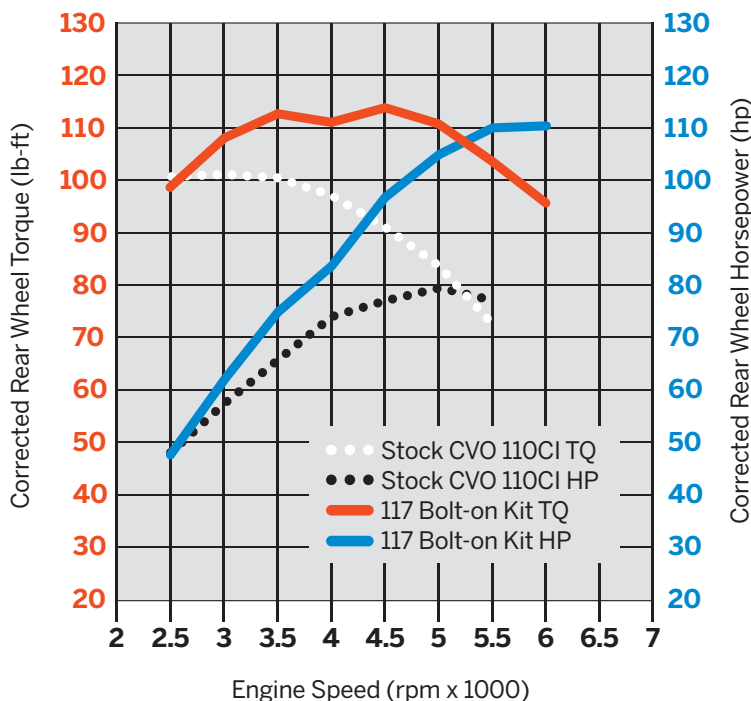
92500055 Granite Finish.

92500054 Black Finish.

When installed by an authorized Harley-Davidson® Dealer at the time of vehicle delivery, these kits do not impact the vehicle's limited warranty.



Twin Cam CVO 110CI Stock vs 110 to 117CI Stage IV



*Not certified for use in the EU

Street legal and/or street compliant statements refer to product meeting 50-State emissions and noise standards in the United States.

Not all products are available in all countries – please consult your dealer for details.

530 SCREAMIN' EAGLE®

Sportster® Stage Upgrades

SPORTSTER POWERTRAIN

Screamin' Eagle Stage upgrades offer complete street-compliant performance configurations engineered to generate specific torque and horsepower gains. Eliminating all the guesswork and trial-and-error testing normally associated with engine modifications, Stage upgrades include everything you need to enhance your bike's performance. You can start with key components that give you a bump in power right now, add components as time and budget permits, or you can go for it all at once.

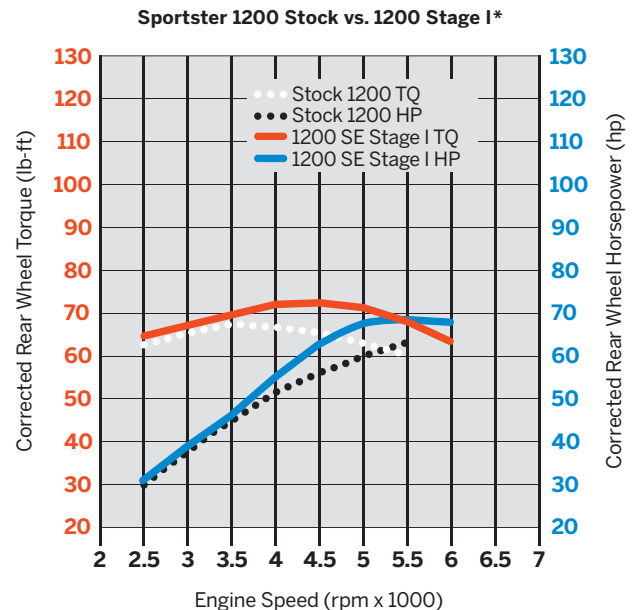


STAGE I

INTAKE + EXHAUST + TUNING

The easiest and most cost effective step to improve your motorcycle's performance is to increase the air flow into and out of the engine. A high-flow air cleaner and system-matched slip-on mufflers provide horsepower and torque improvements you can feel throughout the RPM range, and serve as the core components for all performance upgrades. ECM calibration is required to tune the fuel flow and timing required to accommodate the improved air flow.

Stage I upgrade can be installed without engine disassembly. No special tools are required. Requires ECM tuning.



*14-later XL1200 Stage II with Heavy Breather A/C & Street Cannon Mufflers

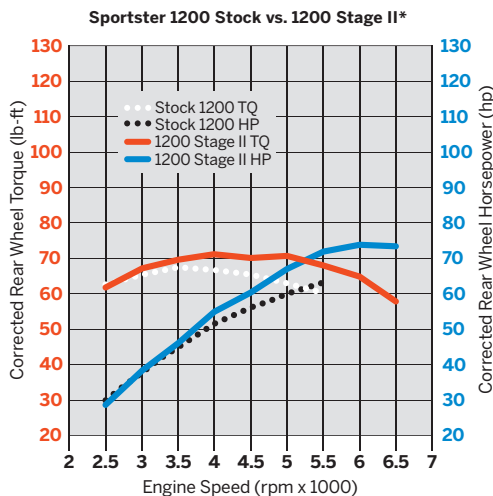
Street legal and/or street compliant statements refer to product meeting 50-State emissions and noise standards in the United States.

Not all products are available in all countries – please consult your dealer for details.

STAGE II

STAGE I + CAM UPGRADE

Adding performance cams to a Stage I equipped bike is the next step to improved performance. Cam choices allow you to tailor the engine's performance to your specific needs. A "torque" cam offers on-demand throttle response from low- to mid-RPM at cruising speed. A "power" cam targets high-rpm, wide-open throttle response that keeps pulling right up to redline. ECM calibration tuning is required to accommodate the increased valve timing, and performance valve springs may be required for high-lift cams.



*14-later XL1200 Stage II with Heavy Breather A/C & Street Cannon Mufflers



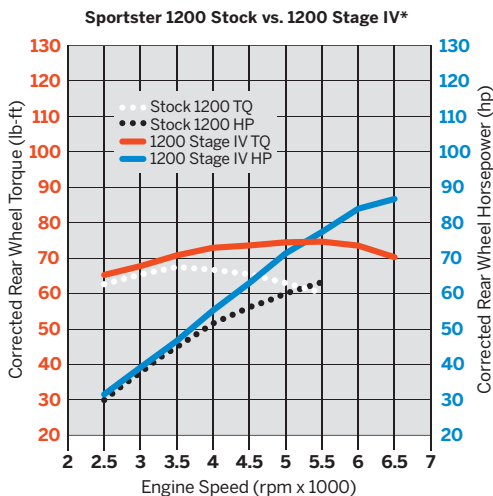
Stage II upgrade requires minor engine disassembly to replace the cam. Special tools and ECM tuning are required.



STAGE IV

STAGE II + CYLINDER HEADS & THROTTLE BODY

For maximum performance improvement, the addition of high-compression pistons, free-flowing ported cylinder heads and a big bore throttle body top off a performance build. The large diameter throttle body and port-matched intake manifold deliver huge volumes of fuel and air to the engine, the smooth passages and larger valves easily dump the mixture into the engine, and the high compression pistons squeeze the air/fuel into a more volatile vapor. When ignited, the result is a major power increase. Designed to satisfy the high RPM, throttle twisting rider, the Stage IV update delivers 20-30% increase in power that keeps pulling right up to the redline, without sacrificing mid-range torque. ECM calibration tuning is required to add more fuel, and a higher-lift cam may be required to deliver maximum power.



*1200 Stage IV with High-Flow A/C & Street Cannon Mufflers



Stage IV "bolt-on" upgrade requires removal of the engine's top-end and opening the cam chest. Engine remains in the chassis and no machining is required. Special tools and ECM tuning are required.



Street legal and/or street compliant statements refer to product meeting 50-State emissions and noise standards in the United States.

Not all products are available in all countries - please consult your dealer for details.

532 SCREAMIN' EAGLE®

Sportster® Stage I Upgrade

A. SCREAMIN' EAGLE HEAVY BREATHER PERFORMANCE AIR CLEANER KIT

This high-flow forward-facing exposed element Air Cleaner Kit is sure to turn heads at the starting line. Featuring a polished elbow and exposed filter, this unique air cleaner system offers improved performance and airflow when compared to the stock or Screamin' Eagle High-Flow Air Cleaner. The washable and rechargeable filter features a bright chrome end cap with a laser-engraved Screamin' Eagle logo. Intake tube and back plate are made from die-cast lightweight aluminum and are polished and chrome-plated or painted black for a brilliant finish. The back plate features integral breathers and sealed breather bolt plug. Kit includes a water-repellent rain sock and all mounting hardware. 50-State U.S. EPA compliant.

Fits '08-later XL models with Original Equipment Throttle Body. All EFI models require ECM calibration for proper installation. '17-later models require recalibration with Screamin' Eagle Pro Street Tuner* (sold separately).

29264-08 Chrome.

29080-09 Gloss Black.

Fits '14-later XL1200 model equipped with Screamin' Eagle High Flow 58mm Throttle Body. All EFI models require ECM calibration for proper installation. '17-later models require recalibration with Screamin' Eagle Pro Street Tuner* (sold separately).

29400228 Chrome.

29400227 Gloss Black.

NOTE: The washable and rechargeable filter uses a special coating to help filter fine particles from the incoming air. With time, the oil in the filter will dissipate and the element will begin to turn gray. The original red color can be restored with an application of K&N® Air Filter Oil.

B. SCREAMIN' EAGLE HEAVY BREATHER FILTER COVER – TEARDROP

Dress up the Heavy Breather Air Cleaner with this radical cover. Manufactured from forged aluminum and precision CNC-machined and polished, these easy-to-install two-piece covers add a rich custom look. Cover is available in mirror-chrome or cut back gloss black finish to match your customizing direction. Kit includes water-repellent rain sock.

Fits models equipped with Screamin' Eagle Heavy Breather Air Cleaner Kits (except Compact Heavy Breather P/N 28716-10, Heavy Breather Elite P/N 29400173, 29400172 or 29400285, and Milwaukee-Eight® Heavy Breather P/N 29400263 or 29400264).

29400061 Cut Back Gloss Black – Side Logo.

28739-10 Cut Back Gloss Black – End Logo.

28740-10 Chrome – End Logo.



A. SCREAMIN' EAGLE HEAVY BREATHER PERFORMANCE AIR CLEANER KIT – CHROME



A. SCREAMIN' EAGLE HEAVY BREATHER PERFORMANCE AIR CLEANER KIT – GLOSS BLACK



B. SCREAMIN' EAGLE HEAVY BREATHER FILTER COVER – TEARDROP, CUT BACK GLOSS BLACK – SIDE LOGO



B. SCREAMIN' EAGLE HEAVY BREATHER FILTER COVER – TEARDROP, CHROME



B. SCREAMIN' EAGLE HEAVY BREATHER FILTER COVER – TEARDROP, CUT BACK GLOSS BLACK

*Not certified for use in the EU

Street legal and/or street compliant statements refer to product meeting 50-State emissions and noise standards in the United States.

Not all products are available in all countries – please consult your dealer for details.



C. SCREAMIN' EAGLE PERFORMANCE AIR CLEANER KIT – RAIL COLLECTION



D. EXTREME BILLET AIR CLEANER KIT – CHISEL, CHROME



D. EXTREME BILLET AIR CLEANER KIT – CHISEL, CUT BACK GLOSS BLACK

SCREAMIN' EAGLE® 533

Sportster® Stage I Upgrade

C. SCREAMIN' EAGLE PERFORMANCE AIR CLEANER KIT – RAIL COLLECTION

The look is bold and the performance exhilarating. This race-inspired air cleaner is engineered to flow through the perimeter and the face of the air filter, providing high volumes of unrestricted airflow to the engine. The open-design face plate features a rich black finish with machined longitudinal strakes to expose the glowing aluminum below. Kit includes air cleaner trim, one-piece cast back plate, high-flow washable air filter element, rain sock and all required hardware. 50-State U.S. EPA compliant.

29400232

Fits '07-later XL models with Original Equipment throttle body. All EFI models require ECM calibration for proper installation. '17-later models require recalibration with Screamin' Eagle Pro Street Tuner* (sold separately).

D. SCREAMIN' EAGLE EXTREME BILLET AIR CLEANER KIT

The bold styling of this intake system looks just as impressive as the long patch of burnout rubber you just laid down. The forged billet aluminum cover tops off a cast back plate with integral breather for a smooth transition to the throttle body. The race-inspired air cleaner is engineered to flow high volumes of air and the washable pleated element provides the ideal combination of efficiency and engine protection. Available in your choice of style and finish, this easy-to-install kit includes all mounting hardware and rain sock. 50-State U.S. EPA compliant.

Fits '07-later XL models with Original Equipment throttle body. All EFI models require ECM calibration for proper installation. '17-later models require recalibration with Screamin' Eagle Pro Street Tuner* (sold separately).

29400128 Chisel – Chrome.

29400127 Chisel – Cut Back Gloss Black.

NOTE: The washable and rechargeable filter uses a special coating to help filter fine particles from the incoming air. With time, the oil in the filter will dissipate and the element will begin to turn gray. The original red color can be restored with an application of K&N® Air Filter Oil.

*Not certified for use in the EU

Street legal and/or street compliant statements refer to product meeting 50-State emissions and noise standards in the United States.

Not all products are available in all countries – please consult your dealer for details.

534 SCREAMIN' EAGLE®

Sportster® Stage I Upgrade

A. SCREAMIN' EAGLE OVAL HIGH-FLOW AIR CLEANER – SPORTSTER

The XL Stage I Air Cleaner Kit provides increased airflow to boost the power of your fuel-injected Sportster model. The complete kit features a composite air cleaner back plate, air cleaner cover adapter, a high-flow washable synthetic media filter element that does not require oiling and a breather system that routes gasses and excess oil directly into the intake. Kit also includes cover trim and all mounting hardware. Street compliant when used with stock mufflers. 50-State U.S. EPA compliant.

29782-07

Fits '07-later XL models with Original Equipment throttle body and oval air cleaner cover. All EFI models require ECM calibration for proper installation. '17-later models require recalibration with Screamin' Eagle Pro Street Tuner* (sold separately).



A. SCREAMIN' EAGLE OVAL HIGH-FLOW AIR CLEANER – SPORTSTER

B. SCREAMIN' EAGLE ROUND HIGH-FLOW AIR CLEANER – SPORTSTER

The XL Stage I Air Cleaner Kit provides increased airflow to boost the power of your fuel-injected Sportster model. Available with brilliant chrome or gloss black back plate, this Round Air Cleaner transforms the appearance of your Evolution power plant and allows you to replace the Original Equipment oval air cleaner cover with your choice of accessory round covers. Or choose to flaunt your performance gains with the open element look, finished with custom Air Cleaner Trim from one of the Harley-Davidson® decorative collections. Kit includes one-piece cast back plate, high-flow washable air filter element and all required hardware. Street compliant when used with stock mufflers. 50-State U.S. EPA compliant.

Fits '07-later XL models with Original Equipment throttle body and round air cleaner cover or round air cleaner Trim. Proper installation with round air cleaner cover requires separate purchase of Air Cleaner Filter Gasket P/N 25700127. All EFI models require ECM calibration for proper installation. '17-later models require recalibration with Screamin' Eagle Pro Street Tuner* (sold separately).

29000019A Chrome.

29000009A Black.



B. SCREAMIN' EAGLE ROUND HIGH-FLOW AIR CLEANER – SPORTSTER

C. SCREAMIN' EAGLE AIR CLEANER RAIN SOCK

Add the open-element look to your Screamin' Eagle High-Flow style Air Cleaner. This easy-to-install kit allows you to replace the traditional Original Equipment air cleaner cover with custom inserts from one of the H-D® Decorative Collections. Kit includes a breathable mesh cover with classic Bar & Shield® logo that stretches over the filter to maximize airflow while protecting the exposed element from the rain. Fits traditional cone-shaped air cleaner elements featured in many Screamin' Eagle Twin Cam Stage Kits.

28728-10

Fits Screamin' Eagle Round High-Flow Air Cleaner Kits.



C. SCREAMIN' EAGLE AIR CLEANER RAIN SOCK (SHOWN WITH #1 SKULL AIR CLEANER TRIM)

*Not certified for use in the EU

Street legal and/or street compliant statements refer to product meeting 50-State emissions and noise standards in the United States.

Not all products are available in all countries – please consult your dealer for details.



**D. SCREAMIN' EAGLE STREET CANNON SLIP-ON MUFFLERS –
SPORTSTER SHORTY DUAL, JET BLACK
(SHOWN WITH JET BLACK SLASH END CAPS AND MUFFLER SHIELDS)**

SCREAMIN' EAGLE® 535

Sportster® Stage I Upgrade

D. SCREAMIN' EAGLE STREET CANNON SLIP-ON MUFFLERS – SPORTSTER SHORTY DUAL

These 3.25" street compliant high-flow mufflers have been specifically tuned to deliver an aggressive exhaust note and improved performance while preserving the peace with your neighbors. Available in your choice of rich chrome or heat resistant jet black ceramic finish. Complete the look with your choice of 3.25" endcaps and Screamin' Eagle Muffler shields (sold separately). 50-State U.S. EPA compliant.

Fits '14-'16 XL models. Designed for international markets that require ECE Certified mufflers. Mufflers include muffler shields and slash down end caps. Installation requires separate purchase of Muffler Clamps P/N 65296-95A (Qty 2).

64900325^{††} Chrome.

64900322^{††} Jet Black.

Fits '17-later XL1200 models. Designed for International markets that require ECE certified mufflers. Mufflers include matching slash down end caps. Installation requires separate purchase of Muffler Clamps P/N 65296-95A (Qty 2).

64900477^{††} Chrome.

64900476^{††} Jet Black.

†† 

NOTE: Due to increased diameter of these mufflers some realignment of head pipes is usually required. It is recommended to replace exhaust port gaskets, P/N 65324-83A (stock) or P/N 17048-98 (performance), to avoid tendency of head pipes to return to original position when re-tightened.

NOTE: There is no warranty on exhaust pipes and mufflers with regard to any discoloration. Blueing is caused by tuning characteristics, cam timing, carburetor jetting, over-heating, etc. and is not caused by defective manufacturing.

Street legal and/or street compliant statements refer to product meeting 50-State emissions and noise standards in the United States.

Not all products are available in all countries – please consult your dealer for details.

536 SCREAMIN' EAGLE®

Sportster® Stage I Upgrade

A. MUFFLER END CAPS – 3.25"

These easy-to-install caps allow you to finish your 3.25" Screamin' Eagle mufflers your way. Sold in pairs. Installation hardware included.

Fits '14-later XL and '07-later Softail® models equipped with Screamin' Eagle 3.25" Street Cannon Mufflers.

| | |
|-----------------|--------------------------------|
| 65100049 | Billet Chrome Slash Cut. |
| 65100048 | Satin Black Anodized. |
| 65100044 | Chrome – Slash Up/Down/Out. |
| 65100063 | Jet Black – Slash Up/Down/Out. |



A. MUFFLER END CAPS – 3.25"

B. JET BLACK HEADER PIPES

Hide the blue. These Original Equipment-style Header Pipes have been finished with a unique jet black heat resistant coating and are a great accent to both chrome and black Buckshot exhaust shields. When exposed through the holes in the Buckshot shields, the black header pipe provides a sinister accent and hides the heat-tempered finish of the typical exhaust pipe. Easy to install using factory mounting hardware, the kit includes front and rear header pipe.

65600155
Fits '14-later XL models.



B. JET BLACK HEADER PIPES (65600155 SHOWN)

C. BUCKSHOT EXHAUST SHIELD KIT

These custom shields feature a perforated "Buckshot" design that exposes the head pipe for a raw, rebellious look. Available in your choice of finishes, these exhaust shields are a perfect match for Original Equipment or Screamin' Eagle mufflers and provide a consistent look from front to back. Manufactured to Original Equipment standards for exacting fit, the easy-to-install kit includes front and rear head pipe shields.

Fits '14-later XL models.
65400137 Jet Black.

65400143 Chrome.

Fits '04-'13 XL models.

64924-09 Jet Black.



C. BUCKSHOT EXHAUST SHIELD KIT – JET BLACK (65400137 SHOWN)



C. BUCKSHOT EXHAUST SHIELD KIT – CHROME (65400143 SHOWN)

D. SCREAMIN' EAGLE MUFFLER SHIELDS

Styled to complement the ballistic inlet shape of the Screamin' Eagle Street Performance Slip-On Mufflers. The rear shield features a deep embossed Screamin' Eagle signature script. Available in chrome and jet black. Easy-to-install kit includes front and rear shields and mounting hardware.

Fits '07-later XL, Dyna® (except '08-later FLD, FXDF, FXDL and '10-later FXDWG) and Softail models equipped with Screamin' Eagle Street Performance Mufflers.

64806-07A Chrome.

65400078 Jet Black.



C. BUCKSHOT EXHAUST SHIELD KIT – JET BLACK (64924-09 SHOWN)



D. SCREAMIN' EAGLE MUFFLER SHIELDS

NOTE: Due to increased diameter of these mufflers some realignment of head pipes is usually required. It is recommended to replace exhaust port gaskets, P/N 65324-83A (stock) or P/N 17048-98 (performance), to avoid tendency of head pipes to return to original position when re-tightened.

NOTE: There is no warranty on exhaust pipes and mufflers with regard to any discoloration. Blueing is caused by tuning characteristics, cam timing, carburetor jetting, over-heating, etc. and is not caused by defective manufacturing.

Street legal and/or street compliant statements refer to product meeting 50-State emissions and noise standards in the United States.

Not all products are available in all countries – please consult your dealer for details.



E. SCREAMIN' EAGLE PERFORMANCE II SE-585 CAM KIT- SPORTSTER

E. SCREAMIN' EAGLE PERFORMANCE II SE-585 CAM KIT- SPORTSTER

The high-lift "Full Throttle" cam kit provides significant horsepower gains when coupled with high-flowing exhaust and intake components, and is a great fit for full-throttle horsepower junkies. 50-State U.S. EPA compliant.

25400125

Fits '14-later XL1200 models. Requires installation of Performance Cylinder Heads P/N 16500074 or 16500347, or upgrade of Original Equipment heads with Performance Valve Spring Kit P/N 18013-03A. All EFI models require ECM calibration for proper installation. '17-later models require recalibration with Screamin' Eagle Pro Street Tuner* (sold separately).

F. SCREAMIN' EAGLE HIGH-CAPACITY TAPPETS

Screamin' Eagle Tappets feature large high capacity needles in the roller bearing assembly to improve reliability when operating with high lift cams, high pressure valve springs and in high RPM applications. The 25% larger needle bearings increase the dynamic load rating by approximately 20% when compared to the Original Equipment Twin Cam tappets. The unique design delivers superior tappet life in performance applications. Set of 4.

18572-13

Fits '00-later XL and XR models and '99-later Twin Cam-equipped models.

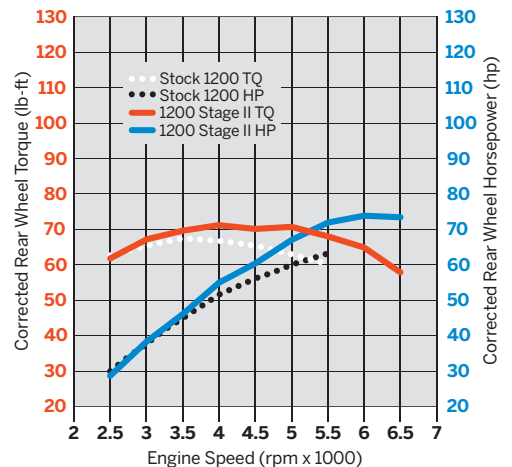
G. SCREAMIN' EAGLE PERFORMANCE VALVE SPRING KIT

This performance beehive-shaped Valve Spring Kit will permit the Sportster engine to rev to 7000 RPM. The unique ovate wire yields increased performance from a compact spring design. The installed spring pressure is increased to 208 lbs and allows a maximum lift of .590". Complete kit includes springs, upper collars and keepers and lower collars with integral valve seals.

18013-03A

Fits '04-later XL, XR and '05-later Twin Cam-equipped models. Does not fit FXDLS, FLSS, FLSTFB or Screamin' Eagle Performance Heads with .3125" diameter valves.

Sportster 1200 Stock vs. 1200 Stage II*



*14-later XL1200 Stage II with Heavy Breather A/C & Street Cannon Mufflers

*Not certified for use in the EU

Street legal and/or street compliant statements refer to product meeting 50-State emissions and noise standards in the United States.

Not all products are available in all countries - please consult your dealer for details.



F. SCREAMIN' EAGLE HIGH-CAPACITY TAPPETS



G. SCREAMIN' EAGLE PERFORMANCE VALVE SPRING KIT

538 SCREAMIN' EAGLE®

Sportster® Stage IV Upgrade

STAGE IV

SCREAMIN' EAGLE SPORTSTER STAGE IV KIT – 1200CC TO 1200CC

Maximize the horsepower and torque available for your street compliant Sportster model. This complete engine package includes all the components you need to build a high-performance ride while still retaining the original factory warranty. Installation does not require removal of the powertrain from the chassis. 50-State U.S. EPA compliant.

Kit includes:

- CNC-Ported Cylinder Heads with Performance Valve Springs
- Screamin' Eagle XL SE-585 Cams
- Forged Hi-Compression 10.5:1 Pistons and Rings
- 58mm Throttle Body and Intake Manifold
- Top End Gasket Kit

Fits 50-state '14-later XL1200 models. Requires separate purchase of 58mm compatible accessory air cleaner. All EFI models require ECM calibration for proper installation. '17-later models require recalibration with Screamin' Eagle Pro Street Tuner* (sold separately).

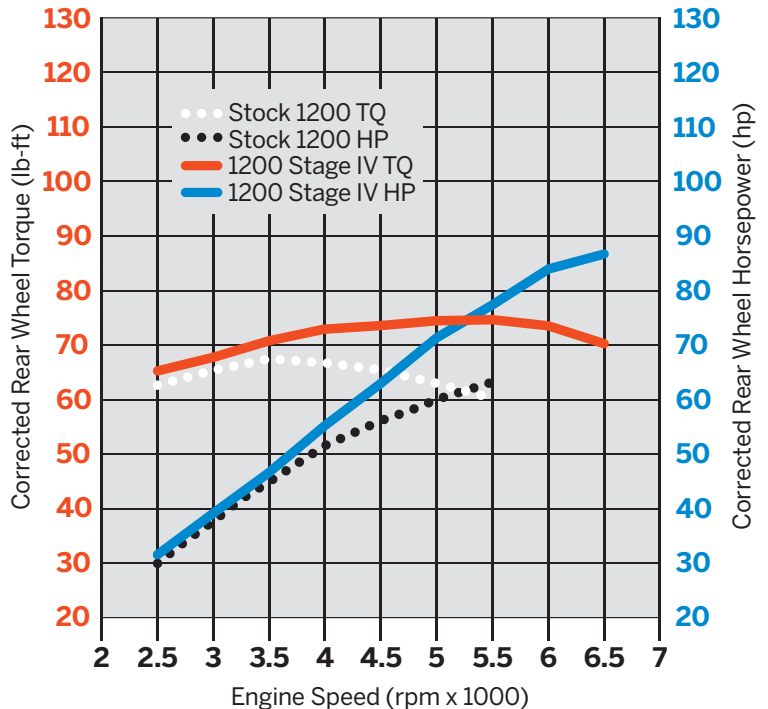
92500041 Black Highlighted Heads.

92500042 Black Non-Highlighted Heads.

When installed by an authorized Harley-Davidson® Dealer at the time of vehicle delivery, these kits do not impact the vehicle's limited warranty.



Sportster 1200 Stock vs. 1200 Stage IV*



*Not certified for use in the EU

Street legal and/or street compliant statements refer to product meeting 50-State emissions and noise standards in the United States.

Not all products are available in all countries – please consult your dealer for details.

*1200 Stage IV with High-Flow A/C & Street Cannon Mufflers

STAGE IV

SCREAMIN' EAGLE® 539

Sportster® Stage IV Upgrade

SCREAMIN' EAGLE SPORTSTER CONVERSION KIT – 883CC TO 1200CC*

Make your Iron 883™ model roar. This complete conversion kit will alter the personality of your 883-equipped Sportster model. Designed to bring your XL883 model up to XL1200 specifications. No case machining is required for installation. 50-State U.S. EPA compliant.

Kit includes:

- Sportster Stage I Air Cleaner Kit
- XL1200 Cylinder Heads
- XL1200 Cylinders
- XL1200 Pistons and Rings
- Heavy Duty Clutch Spring

29784-07 Black Highlighted.

Fits 50-state '07-later XL883 models. All EFI models require ECM calibration for proper installation. '17-later models require recalibration with Screamin' Eagle Pro Street Tuner* (sold separately).

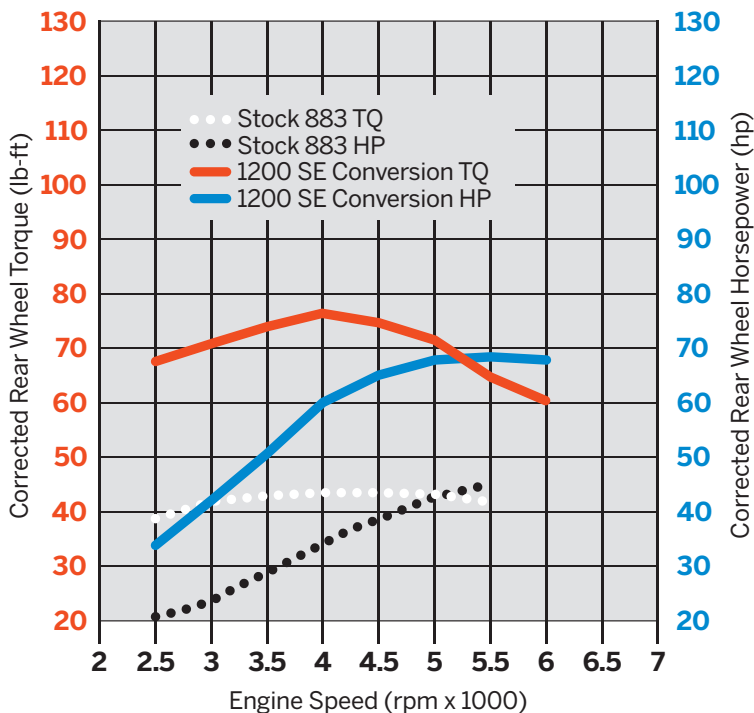
30003-10 Black Non-Highlighted.

Fits 50-state '08-later XL883 models. All EFI models require ECM calibration for proper installation. '17-later models require recalibration with Screamin' Eagle Pro Street Tuner* (sold separately).



When installed by an authorized Harley-Davidson® Dealer at the time of vehicle delivery, these kits do not impact the vehicle's limited warranty.

Sportster 883 Stock vs. 883 to 1200 Conversion*



*883 to 1200 Conversion with Street Cannon Mufflers

*Not certified for use in the EU

Street legal and/or street compliant statements refer to product meeting 50-State emissions and noise standards in the United States.

Not all products are available in all countries – please consult your dealer for details.

SCREAMIN' EAGLE ACCESSORIES

When building a performance powertrain, don't overlook the small stuff. Good clean air and a powerful spark are essential for maximum power and engine life. High-Flow K&N® air filters are designed to keep debris out of your engine, and Screamin' Eagle premium spark plugs and plug wires will keep the fire burning.

Street legal and/or street compliant statements refer to product meeting 50-State emissions and noise standards in the United States.

Not all products are available in all countries – please consult your dealer for details.



SCREAMIN' EAGLE® 541

Air Filters

A. SCREAMIN' EAGLE HIGH-FLO K&N® REPLACEMENT AIR FILTER ELEMENT

K&N replacement air filters are engineered to improve airflow for increased horsepower and quicker acceleration. K&N filters provide excellent filtration, and because they are washable and reusable, you can clean the filter whenever conditions demand. Designed as direct replacements for specified fitments.

NOTE: These washable and rechargeable filters use a special coating to help filter fine particles from the incoming air. With time, the oil in the filter will dissipate and the element will begin to turn gray. Clean the surface and renew the original red color with an application of K&N Air Filter Care products.

1. 29400020 High-Flow – Multi-fit.
Fits '07-later XL, '99-'07 Dyna®, '00-'15 Softail® and '99-'07 Touring models equipped with Stage I Air Cleaner Kit. Replacement for P/N 29442-99E.

2. 29400021 High-Flow – Dyna.
Fits '08-later Dyna models equipped with Stage I Air Cleaner Kit. Replacement for P/N 29385-08.

3. 29400019 High-Flow – Touring.
Fits '16-later Softail and '08-later Touring and Trike models equipped with Stage I Air Cleaner Kit. Replacement for P/N 29244-08.

4. 29400247 High-Flow – Milwaukee-Eight® Engine.
Fits '17-later Touring and Trike models equipped with Stage I Air Cleaner Kit P/N 29400245 or 29400246.

5. 29400065 Extreme Billet.
Fits '15-later XG, '16-later Softail, and '08-later Touring and Trike models equipped with Extreme Billet Agitator and Chisel Air Cleaner Kits.

5. 29400118 Extreme Billet.
Fits '07-later XL, '08-later Dyna and '08-'15 Softail and models equipped with Extreme Billet Chisel and Agitator Air Cleaner Kits.

6. 29400109 Burst Collection.
Fits '08-later Dyna, Softail, Touring and Trike models equipped with Burst Collection Air Cleaner Kits.

7. 29400022A Ventilator – Multi-fit.
Fits models equipped with Twin Cam Ventilator and Extreme Billet Ventilator Performance Air Cleaner Kits. Replacement for P/N 29670-09.

8. 29400293 Ventilator – Milwaukee-Eight Engine.
Fits '17-later Touring and Trike models equipped with Ventilator Air Cleaner P/N 29400298 or 29400299.

9. 29424-05A Heavy Breather – Multi-fit.
Fits models equipped with Heavy Breather Kit P/N 29098-09, 29299-08, 29080-09 or 29264-08.

9. 29702-08A Heavy Breather – Touring.
Fits models equipped with Heavy Breather Kit P/N 29006-09B, 29253-08B, 29000065 or 29400105.

10. 28714-10 Heavy Breather – Compact.
Fits '08-later Touring and Trike models equipped with Compact Heavy Breather Kit P/N 28716-10A.

11. 29400141 Heavy Breather Elite.
Fits models equipped with Screamin' Eagle Heavy Breather Elite Performance Air Cleaner Kit P/N 29400172 and 29400173.

12. 29400276 Heavy Breather – Milwaukee-Eight Engine, Black.
Fits '17-later Touring and Trike models equipped with Heavy Breather Air Cleaner P/N 29400263 or 29400264.

13. 29400275 Heavy Breather – Milwaukee-Eight Engine, Chrome.
Fits '17-later Touring and Trike models equipped with Heavy Breather Air Cleaner P/N 29400263 or 29400264.



A. SCREAMIN' EAGLE HIGH-FLO K&N REPLACEMENT AIR FILTER ELEMENT



A. SCREAMIN' EAGLE HIGH-FLO K&N REPLACEMENT AIR FILTER ELEMENT – HEAVY BREATHER



A. SCREAMIN' EAGLE HIGH-FLO K&N REPLACEMENT AIR FILTER ELEMENT – MILWAUKEE-EIGHT HEAVY BREATHER

Street legal and/or street compliant statements refer to product meeting 50-State emissions and noise standards in the United States.

Not all products are available in all countries – please consult your dealer for details.

542 SCREAMIN' EAGLE®

Spark Plugs

A. SCREAMIN' EAGLE PERFORMANCE SPARK PLUGS

SPARK PLUGS

Screamin' Eagle Spark Plugs feature double platinum coating for superior erosion resistance and extended life. The "V" trimmed ground electrode reduces shrouding of the flame front to promote flame propagation, and the fine wire center electrode enhances startups and ignitability. Screamin' Eagle Plugs feature Ribbed Core Technology (RCT) that provides resistance to fouling, and are designed with Original Equipment-style noise suppression to prevent electrical interference with radios and CB communication equipment. Works great in racing applications where rich air/fuel conditions are required. Unique style with Screamin' Eagle logo. Sold in pairs.

Stock Compression Applications

Designed for modified engines including performance carburetors, high-flow air cleaners, camshafts, exhaust systems and ignition systems in conjunction with stock compression ratios.

31600106 Stock Compression Applications. Fits '99-later Twin Cam-equipped models, and '86-later Evolution™ Sportster® 883, 1100 and 1200 models.

31600085 Stock Compression Applications. Fits '15-later XG models and '17-later Milwaukee-Eight® engine equipped models.

High Compression Applications


These plugs are designed for high performance applications involving modifications in high-flow air cleaners, camshafts, exhaust, performance heads, ignition components, higher compression ratios above Original Equipment configurations or engines specific for racing applications.

31600105 High Compression Applications. Fits '99-later Twin Cam-equipped models, '86-later XL and XR and Evolution 1340 models equipped with Screamin' Eagle Performance Cylinder Heads.

B. SCREAMIN' EAGLE 10MM PHAT SPARK PLUG WIRES – CUT TO LENGTH

Fat 10mm plug wires add dimension and style to your ride. Screamin' Eagle boot design and suppression core wires ensure solid connection and maximum voltage transfer between coil and plugs. Screamin' Eagle script printed along the wire to add style.

32095-98B Black. Multi-Fit – Cut to length. Does not fit XG or '17-later Touring or Trike models.



A. SCREAMIN' EAGLE PERFORMANCE SPARK PLUG



B. SCREAMIN' EAGLE 10MM PHAT SPARK PLUG WIRES – CUT TO LENGTH

Street legal and/or street compliant statements refer to product meeting 50-State emissions and noise standards in the United States.

Not all products are available in all countries – please consult your dealer for details.

SCREAMIN' EAGLE® 543

Spark Plug Wires



C. SCREAMIN' EAGLE 10MM PHAT SPARK PLUG WIRES – RED

C. SCREAMIN' EAGLE 10MM PHAT SPARK PLUG WIRES

Fat 10mm plug wires add dimension and style to your ride. Screamin' Eagle boot design and suppression core wires ensure solid connection and maximum voltage transfer between coil and plugs. Screamin' Eagle script printed along the wire to add style.

Fits '15-later XG models.

31600048A Black.

31600051A Orange.

31600054A Red.

Fits '07-later XL models.

31901-08A Black.

31902-08A Orange.

Fits '04-'06 XL models.

31958-04B Black.

31956-04B Orange.

Fits '86-'03 XL models (except XL1200S).

32092-98B Black.

31963-89B Orange.

Fits '99-later Dyna® models.

31930-99C Black.

31944-99C Orange.

31937-99C Red.

Fits '91-'98 Dyna, '85-'99 Softail® and '80-'84 Touring models.

32093-98B Black.

31964-89C Orange.

Fits '00-later Softail models (except FXCW, FXCWC, FXS and '13-'16 FXSB).

31907-08A Black.

32360-00C Orange.

32359-00C Red.

Fits '08-'16 FXCW, FXCWC, FXS and FXSB models.

31965-08A Black.

31967-08A Red.

Fits '09-'16 Touring and Trike models.

32303-08A Black.

32325-08A Orange.

32318-08A Red.

Fits '99-'08 Touring models.

31932-99C Black.

31946-99C Orange.

31939-99C Red.



C. SCREAMIN' EAGLE 10MM PHAT SPARK PLUG WIRES – ORANGE



C. SCREAMIN' EAGLE 10MM PHAT SPARK PLUG WIRES – BLACK



C. SCREAMIN' EAGLE 10MM PHAT SPARK PLUG WIRES

Street legal and/or street compliant statements refer to product meeting 50-State emissions and noise standards in the United States.

Not all products are available in all countries – please consult your dealer for details.

SCREAMIN' EAGLE CRATE ENGINE & LONGBLOCK PROGRAM

When the heart of your Harley® motorcycle gets a little tired – we can help wake it up. We offer complete crate motors and short block assemblies for a wide variety of models or we can supply a factory-fresh Twin Cam LongBlock complete with your original VIN to get you back on the road.

Street legal and/or street compliant statements refer to product meeting 50-State emissions and noise standards in the United States.

Not all products are available in all countries – please consult your dealer for details.

**SCREAMIN' EAGLE
TWIN CAM 103™ CRATE ENGINE**



SCREAMIN' EAGLE® 545

Twin Cam SE120ST Crate Motor



A. SCREAMIN' EAGLE SE120ST STREET PERFORMANCE CRATE MOTOR

This street-tuned 120 cubic inch Screamin' Eagle Crate Motor takes your bagger from mild to wild. This engine is designed for bolt-in installation in the Original Equipment-style chassis of your Touring bike. No special fabrication or engine mount relocation is required. The crankcase, cylinders and heads are painted black, and feature machined aluminum highlights and chrome covers for a stunning "show-and-go" look. Equipped with the ultimate large bore Screamin' Eagle 58mm Throttle Body (18% larger than stock), this engine is capable of producing 106 horsepower and 117 lb-ft of torque at the rear wheel. Engine retains the Original Equipment vehicle warranty. For best performance results, we recommend combining this engine with your choice of Screamin' Eagle 58mm High-Flow Air Cleaner and the Screamin' Eagle High Flow Exhaust System P/N 64800022.

This engine is 50-State U.S. EPA compliant when used with Original Equipment mufflers or the Screamin' Eagle Street Performance Exhaust System P/N 64800022. All EFI-equipped models require ECM calibration*. U.S. delivered engines include Manufacturers Statement of Origin (MSO).

Developed and tested in Milwaukee, this motor features the finest Screamin' Eagle components:

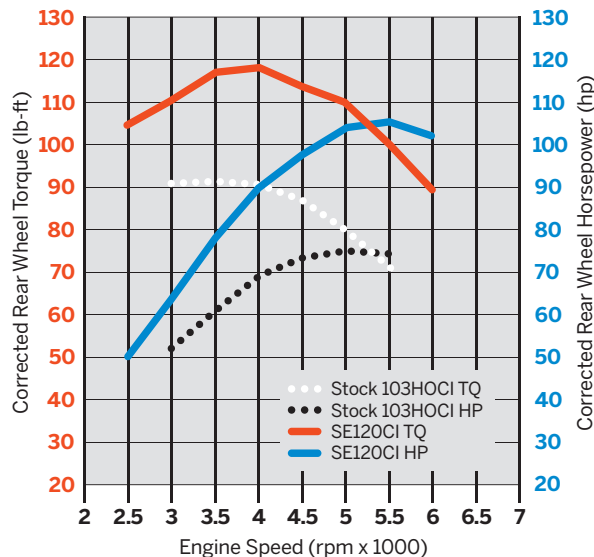
- 4.060 big-bore cylinders.
- 4-5/8" stroke SE Pro stroker flywheel and rod assembly.
- 10.5:1 high-compression nickel-plated forged pistons with Teflon® coated skirt.
- Titanium SST piston rings.
- SE-259E high-lift cams.
- Perfect-Fit pushrods.
- SE high-performance lifters.
- CNC-ported MVA heads with automatic compression release.
- Screamin' Eagle Pro High-Flow 58mm EFI Throttle Body, high flow injectors and manifold clamps.
- Machined lower rocker boxes for valve spring collar clearance.
- Factory-machined engine cases.
- Unique piston oilers for stroker clearance.
- Screamin' Eagle inner crankcase full complement cam needle bearings.
- SE Lefty high-performance crankcase output bearing and nitride bearing race.
- SE Performance spark plugs.
- 120ST cam cover and cylinder head medallions.

19221-15

Fits 50-state '10-'16 Touring models. Does not fit Twin-Cooled™ models. '10 Touring models require Screamin' Eagle Big Twin Compensator Kit P/N 40100061.

*All models require ECM calibration for proper installation with Screamin' Eagle Pro Street Tuner** (sold separately).

Twin Cam 103HO Stock vs. SE120ST Crate Motor



**Not certified for use in the EU

Street legal and/or street compliant statements refer to product meeting 50-State emissions and noise standards in the United States.

Not all products are available in all countries – please consult your dealer for details.

546 SCREAMIN' EAGLE®

Twin Cam Engines

A. TWIN CAM ENGINE

The balanced Twin Cam Engine has brought a whole new ride to the Softail® family. And now, you can get the most technologically advanced, air-cooled, V-Twin engines to refresh your ride. Available in 103CI and 110CI configurations, these engines are street compliant when installed in the models specified. Manufactured to the latest specifications, these engines are available in a variety of finishes to suit your customizing direction. See your Dealer for details.

NOTE: CVO model 103B™ engines now feature factory installed Screamin' Eagle Hydraulic Cam Chain Tensioner Plate and Oil Pump upgrade kit. This latest cam chain tensioner design will significantly outlast the Original Equipment-style spring tensioners and the upgraded oil pump increases oil flow by 8% and oil scavenging by 22%.

1800cc Screamin' Eagle Twin Cam 110B™

Fits '07-later CVO Softail and '16-later FLSS and FLSTFBS models. Does not include intake system, timer cover, stator, rotor or compensating sprocket assembly.

19293-16 Black and Chrome.

1690cc Screamin' Eagle Twin Cam 103B

Fits '06 FLSTFSE models. Includes Screamin' Eagle Hydraulic Cam Chain Tensioner and Oil Pump upgrade. Does not include intake system, timer cover, stator, rotor or compensating sprocket assembly.

19293-06D Black and Chrome.

19296-06D Silver and Chrome.

1690cc Twin Cam 103B

Fits '12-later Softail models factory equipped with a Twin Cam 103B engine. Does not include intake system, timer cover, stator, rotor or compensating sprocket assembly.

19811-16 Black and Chrome.

1800cc Screamin' Eagle Twin Cam 110A

Fits '16-later FXDLS, '13-'14 FLHRSE, '08-'13 FLHTCUSE, FLTRXSE and FLTRUSE and '10-'12 FLHXSE models. Requires installation of oil cooler and cover kit. Does not include intake system, timer cover, stator, rotor or compensating sprocket assembly.

19176-16 Black and Chrome.

1690cc Twin Cam 103A

Fits '10-'13 FLHTK, '11-'13 Touring and '10-'13 FLHTCUTG models factory equipped with Twin Cam 103A engine. Does not include intake system, timer cover, stator, rotor or compensating sprocket. Does not fit Twin-Cooled equipped models.

19678-13C Black and Chrome.

Fits '14-'16 Touring (except Twin-Cooled™) and '15-'16 FLRT models. Does not include intake system, timer cover, stator, rotor or compensating sprocket assembly.

19678-16 Black and Chrome.

1690cc Screamin' Eagle Twin Cam 103A

Fits '06 FLHTCUSE models. Includes Screamin' Eagle Hydraulic Cam Chain Tensioner and Oil Pump upgrade. Requires installation of Oil Cooler P/N 62994-04 and Cover Kit P/N 62995-04. Does not include intake system, timer cover, stator, rotor or compensating sprocket assembly.

19264-06D Silver and Chrome.



A. TWIN CAM ENGINE – SOFTAIL, BLACK AND CHROME 110B



A. TWIN CAM ENGINE – DYNA® AND TOURING, BLACK AND CHROME 110A

Street legal and/or street compliant statements refer to product meeting 50-State emissions and noise standards in the United States.

Not all products are available in all countries – please consult your dealer for details.

SCREAMIN' EAGLE® 547

Engines & Transmissions



B. CRATE ENGINE SHORTBLOCK ASSEMBLY – DYNA AND TOURING

B. CRATE ENGINE SHORTBLOCK ASSEMBLY

The perfect starting point for building the engine of your dreams. Engine shortblocks are manufactured and assembled on Harley-Davidson®'s main engine assembly line for exceptional quality and reliability. Shortblock cases, flywheels, bearings and rods are preassembled and ready for your custom build. Kit includes current spec Original Equipment cam plate, oil pump, cam drive components and the gaskets, seals and most of the hardware required to complete the engine and install it (not all components shown). You select your cylinders, heads, cams, covers and other top-end components. Choose one of the Screamin' Eagle Stage kits to incorporate reliable performance and pick from our decorative engine covers to customize the look. Shortblock Assemblies are stamped with a new VIN number and include MSO (Manufacturers Statement of Origin). The MSO is for Domestic only. Kits ship directly from the factory within 3-5 days.

16200070 Black 96CI/103CI.
Fits '07-later Dyna® (except FXDLS), and '07-'16 Touring and Trike models (except CVO).

16200071 Black 96CI/103CI.
Fits '07-later Softail® models (except FLSS, FLSTFBS and CVO).

C. REVOLUTION X™ XG750 ENGINE

With the launch of the new Harley-Davidson Street® motorcycles, the world has been introduced to a new powertrain from Harley-Davidson. This engine is now available from your H-D® dealer. Available in black, the engine comes complete with clutch system, stator/rotor charging system and transmission. Does not include throttle body or ECM.

20022-16 Black and Highlighted.
Fits '15-later XG750 models.

D. REVOLUTION® VRSC™ ENGINE

With the launch of the V-Rod® motorcycle in 2002, the world was introduced to a revolutionary new powertrain and now the Revolution engine is available from your Harley-Davidson dealer. Available in gloss black 1250cc configuration as featured as Original Equipment on the 2015 V-Rod models.

19973-16K Gloss Black.
Fits '12-later VRSC models. Does not include charging system or induction system.

E. SIX-SPEED CRUISE DRIVE™ TRANSMISSION – SOFTAIL

33006-14 Black and Chrome.
Fits '10-later Softail models (except CVO, FLSS, FLSTFBS, FXCW, FXCWC and FXSB). Includes clutch cable for FLSTC models.

F. SIX-SPEED CRUISE DRIVE TRANSMISSION – TOURING

32228-16 Black and Chrome.
Fits '10-later Touring models (except CVO and models with hydraulic activated clutch). Includes clutch cable.



C. REVOLUTION X XG750 ENGINE – BLACK AND HIGHLIGHTED



D. REVOLUTION VRSC ENGINE – GLOSS BLACK



E. SIX-SPEED CRUISE DRIVE TRANSMISSION – SOFTAIL, BLACK AND CHROME



F. SIX-SPEED CRUISE DRIVE TRANSMISSION – TOURING, BLACK AND CHROME

NOTE: Replacement engines must be re-fitted with emission control devices and systems, appropriate for the vehicle model and model year in order to ensure emissions compliance. Failure to do so constitutes tampering under US EPA guidelines and can lead to substantial fines and penalties.

Legal for use on public roads only when installed in the specified models. Not legal for use on public roads when installed in models other than the ones specified and not eligible for the P&A 24-month warranty when installed in models other than the ones specified. Please see the Parts and Accessories warranty statement and your dealer for more information.

Street legal and/or street compliant statements refer to product meeting 50-State emissions and noise standards in the United States.

Not all products are available in all countries – please consult your dealer for details.

548 SCREAMIN' EAGLE®

6-Speed Transmission

A. SCREAMIN' EAGLE 6-SPEED TRANSMISSION AND GEAR SET

Designed from the ground up, the Screamin' Eagle transmission incorporates many of the best Original Equipment features, like late-style shifting mechanism and a newly designed "shift ring" system to make this the smoothest shifting Harley-Davidson® transmission available. The "shift ring" system is similar to the system used in the VRSC™ transmission and it slides on the shafts to mate into the gears. This eliminates sliding heavy gears to accomplish the shift and results in smooth, precise and light effort shifting. Sixth gear is a true overdrive, at a .89:1 ratio and the first five gears mimic today's proven 5-speed ratios. The overdrive feature allows you to run a lower engine RPM in sixth gear, at any given road speed. Lower RPM can result in lower vibration, longer engine life and smoother cruising. The Screamin' Eagle 6-Speed Transmission is available as a complete transmission or as a replacement gear set and can be matched with hydraulic or cable-operated clutch controls.

Screamin' Eagle 6-Speed Transmissions feature forged chrome "trap door," forged shifter forks and forged and precisely ground gears. No speedometer or exhaust mount modifications are required. Complete transmissions are ready to install into the chassis and the 6-Speed Gear Set Kits are designed to replace the stock gear set without removing the transmission. Gear Set Kits require slight modification (template included) to the Original Equipment transmission case and include all necessary installation hardware.

COMPLETE TRANSMISSION

33040-03A Black and Chrome.

Fits '01-'05 Dyna® models. Requires separate purchase of appropriate Side Cover Release Kit.

33045-03A Black and Chrome.

Fits '00-'06 Softail® models. Requires separate purchase of appropriate Side Cover Release Kit.

33137-04 Black and Chrome.

Fits '02-'06 Touring models. Requires separate purchase of appropriate Side Cover Release Kit.

GEAR SET

33100-03A

Fits '91-'94 and '96-'00 Dyna and '90-'99 Softail models. Requires separate purchase of appropriate Side Cover Release Kit.

33101-03A

Fits '90-'00 Touring models. Requires separate purchase of appropriate Side Cover Release Kit.

33102-03A

Fits '00-'06 Softail and '01-'06 Touring models. Requires separate purchase of appropriate Side Cover Release Kit.

33103-03A

Fits '01-'05 Dyna models. Requires separate purchase of appropriate Side Cover Release Kit.

Shown with:

SCREAMIN' EAGLE TRANSMISSION SIDE COVER FOR 6-SPEED TRANSMISSION

Includes unique side cover and clutch components required for installing a Screamin' Eagle 6-Speed Transmission.

38753-04A Hydraulic Clutch.

Fits '99-'05 Dyna, '00-'06 Softail and '99-'06 Touring models equipped with Screamin' Eagle 6-Speed Transmission and Hydraulic Clutch. NOTE: If installing a Hydraulic Clutch on a previously installed Screamin' Eagle 6-Speed, separate purchase of the Clutch Release Cover Gasket P/N 35148-03 is required.

38752-04 Cable Clutch.

Fits '91-'05 Dyna and '90-'06 Softail and Touring models equipped with Screamin' Eagle 6-Speed Transmission and cable-actuated clutch.



The Screamin' Eagle 6-Speed Transmission has been tested and validated using the same rigorous procedures that Original Equipment transmissions are subjected to and is backed by a 12 or 24-month (depending on model year) unlimited mileage warranty when installed at the time of a new bike purchase.

Street legal and/or street compliant statements refer to product meeting 50-State emissions and noise standards in the United States.

Not all products are available in all countries – please consult your dealer for details.

A. SCREAMIN' EAGLE 6-SPEED TRANSMISSION AND GEAR SET (SHOWN WITH SCREAMIN' EAGLE TRANSMISSION SIDE COVER FOR 6-SPEED TRANSMISSION)

SCREAMIN' EAGLE® 549

Clutch & Drivetrain

B. SCREAMIN' EAGLE BIG TWIN COMPENSATOR

This premium compensator has been engineered with heavier springs and increased travel to support the high torque output associated with high compression race and large displacement engines. Designed to outperform the Original Equipment compensator, this unit helps protect the engine and driveline components during harsh drag race launches. Compensator features improved oil passages, oil deflectors and a needle bearing thrust washer that improves the overall operation of these components.

42200064A

Fits '12-'13 Dyna®, '12-'13 Softail® (except FXCW, FXCWC, FXSB, FXSBSE and '09 FXSTSSE), '11-'13 Touring and '09-'13 Trike models. Original Equipment on '14-later Dyna, Softail and '14-'16 Touring models. Requires separate purchase of Installation Adhesive Kit P/N 11100088.

40100061

Fits '06-'11 Dyna, '07-'11 Softail (except FXCW and FXCWC), '07-'10 Touring, and '07-'09 CVO (except '09 FXSTSSE) models. Does not fit Trike. Requires separate purchase of Installation Adhesive Kit P/N 11100088. Kit includes Rotor Assembly P/N 30041-08. Installation on '06 Dyna models require separate purchase of '07-style stator.

42200095A

Fits '08-'12 FXCWC and '09 FXSTSSE models and '13-later FXSB models. If P/N 40274-08A has been installed previously, the rotor shell, P/N 30041-08A is not required.

C. SCREAMIN' EAGLE VARIABLE PRESSURE CLUTCH

Get more performance from the Original Equipment clutch. The Screamin' Eagle Variable Pressure Clutch is designed to help put the added power from a Screamin' Eagle Stage Kit to the pavement. This bolt-on kit harnesses the centrifugal force of spinning weights to increase the clutch capacity as engine speed increases. The mechanism applies increasing pressure to the stock clutch pressure plate as RPM rises. The result: High torque-handling capabilities without increasing clutch lever effort at idle. The Variable Pressure Clutch also provides smoother clutch disengagement at lower speed. Kit fits behind most stock derby covers with no modifications. See installation manual for additional accessory derby cover fitment information.

To match the performance demands of your engine, team the Variable Pressure Clutch with your choice of clutch diaphragm springs. We recommend the higher capacity Screamin' Eagle Diaphragm Spring P/N 37951-98 for major performance upgrades.

| | Lever Effort | Torque Capacity |
|---------------------------|------------------------|-----------------|
| Original Equipment Spring | Same as stock | 120 ft-lbs |
| SE Spring P/N 37951-98 | 35% greater than stock | 153 ft-lbs |

37000121A

Fits '99-later Evolution™ 1340 and Twin Cam-equipped models. Will not fit '16-later Touring and Trike models, '15-later FLHTCUL or FLHTKL models or '07-later Touring or Trike models equipped with Narrow-Profile Outer Primary Cover P/N 25700385 or 25700438. Will not fit '13-later CVO models with hydraulic actuated clutch, '16-later FXDLS, FLSS and FLSTFBS, or '14-later Touring and Trike models equipped with Screamin' Eagle A&S Clutch Kit P/N 37000026. Derby Covers P/N 25001-03, 25441-04A, 25770-99, 25331-10, 25339-10, 25700250 and 25700062 require Spacer Kit P/N 37000123. Does not fit Derby Covers P/N 25347-02 or 25345-01.



B. SCREAMIN' EAGLE BIG TWIN COMPENSATOR



C. SCREAMIN' EAGLE VARIABLE PRESSURE CLUTCH

Street legal and/or street compliant statements refer to product meeting 50-State emissions and noise standards in the United States.

Not all products are available in all countries – please consult your dealer for details.

550 SCREAMIN' EAGLE®

Clutch & Drivetrain

A. SCREAMIN' EAGLE TWIN CAM PERFORMANCE ASSIST AND SLIP (A&S) CLUTCH KIT

Developed for the high-thrust 110CI engine featured as Original Equipment on '14-later CVO models, this A&S clutch provides significantly increased torque-handling capacity (135lb/ft). Clutch is designed to improve engagement grip and provides minor slippage during downshifting to reduce shock to the power train. Reduces hand lever pull effort by over 1 pound. Complete kit features improved clutch plates for enhanced wear resistance and is the perfect addition when installing a high-output Screamin' Eagle Stage Kit.

37000026

Fits '14-'16 Touring and Trike models with hydraulic clutch actuator. Original Equipment on FXDLS, FLSS, FLSTBS and FXSE models.



A. SCREAMIN' EAGLE TWIN CAM PERFORMANCE ASSIST AND SLIP CLUTCH KIT

B. SCREAMIN' EAGLE PERFORMANCE CLUTCH FRICTION DISC KIT

Newly-developed friction material delivers longer life than Original Equipment friction discs. Kit includes new precision-machined flat steel plates. This Friction Disc Kit is a perfect match for the Screamin' Eagle Twin Cam Performance Race Clutch Hub Kit P/N 37976-08.

37980-10

Fits '99-later Twin Cam-equipped models and '98-'99 Evolution™ 1340-equipped models. Will not fit '13-'16 CVO Touring models with hydraulic actuated clutch or, '15-'16 FLHTCUL and FLHTKL, '16-later FXDLS, FLSS, FLSTFBS, FXSE or '13-'16 CVO Touring models with hydraulic actuated clutch, '15-'16 FLHTCUL and FLHTKL or '14-'16 Touring and Trike models equipped with Screamin' Eagle A&S Clutch Kit P/N 37000026.



B. SCREAMIN' EAGLE PERFORMANCE CLUTCH FRICTION DISC KIT

C. HEAVY DUTY CLUTCH SPRING FOR STOCK CLUTCH

37951-98

Fits '99-later Twin Cam-equipped models and '98-'99 Evolution 1340-equipped models. Will not fit '16-later FXDLS, FLSS, FLSTFBS and FXSE or '13-'16 CVO Touring models with hydraulic actuated clutch, or '15-'16 FLHTCUL and FLHTKL, '14-'16 Touring and Trike models equipped with Screamin' Eagle A&S Clutch Kit P/N 37000026.



C. HEAVY DUTY CLUTCH SPRING FOR STOCK CLUTCH

D. SCREAMIN' EAGLE PERFORMANCE CLUTCH KIT

Performance Clutch Kit converts the 8-plate clutch to a 9-plate design. The surface area is increased by 13% and the spring rate is increased by 10% for a combination that can handle over 115 ft-lbs of torque at the crank, a 23% increase over the stock-rated capacity. Kit includes Kevlar® fiber-based friction discs and performance clutch spring.

38002-04

Fits '91-later XL and '94-'97 Evolution 1340-equipped models.



D. SCREAMIN' EAGLE PERFORMANCE CLUTCH KIT

E. SCREAMIN' EAGLE PERFORMANCE SLIPPER CLUTCH FOR VRSC™ MODELS

This clutch offers reduced lever effort and improved performance. The unique "slip and assist" ramp system opens the two halves of the clutch hub slightly during high loads to the drivetrain, allowing a moderate slip that reduces shock to the drivetrain during rapid downshifting. The resulting reduction in wheel hop allows maximum contact between the tire and the road in wet or slippery conditions. Clutch lever effort is also reduced by 20% in 1130cc and 30% on 1250cc applications.

37938-08KA

Fits '02-'07 VRSC models.



E. SCREAMIN' EAGLE PERFORMANCE SLIPPER CLUTCH FOR VRSC MODELS

Street legal and/or street compliant statements refer to product meeting 50-State emissions and noise standards in the United States.


Not all products are available in all countries – please consult your dealer for details.

SCREAMIN' EAGLE LONGBLOCK PROGRAM

When it comes time to repower your Twin Cam-equipped motorcycle, the first stop should be your local Harley® dealer. They can install a LongBlock replacement engine that is manufactured from 100% new Original Equipment parts and subjected to the same rigorous testing as all Harley engines. Plus, the replacement engine features a two year factory warranty and your original VIN stamped on the case.

Street legal and/or street compliant statements refer to product meeting 50-State emissions and noise standards in the United States.

Not all products are available in all countries – please consult your dealer for details.



HARLEY-DAVIDSON® LONGBLOCK PROGRAM

Your engine is the heart and soul of your Harley-Davidson motorcycle. When the miles start to add up, a Harley-Davidson LongBlock can put the rumble back in your ride simply, quickly, and affordably.

WHY SHOULD I CONSIDER A LONGBLOCK? Unlike an engine rebuild from the repair shop down the street, the Harley-Davidson LongBlock is manufactured from 100% new Original Equipment components, and is built to the latest factory specifications. Engine includes upgraded Screamin' Eagle lefty crankcase bearing, Screamin' Eagle cam bearings and Screamin' Eagle performance tappets to handle higher stress loads and performance upgrades. In addition, '99-'06 LongBlocks are upgraded with late-model hydraulic cam tensioners, high-volume oil pump and billet cam plate. '07-'13 103CI and 110CI engines feature factory-installed Automatic Compression Releases.

WHAT DOES THE H-D® LONGBLOCK INCLUDE? The crankcase is pre-assembled with flywheels, connecting rods, bearings, seals, cylinders, pistons, rings, heads, valves, valve springs, tappets and pushrod covers. Also included and ready for Dealer installation are top end rocker arm supports, rocker arms and shafts, pushrods, and breathers. The LongBlock also includes cam support plate, cam plate bearings, cam and timing chain drive, hydraulic tensioners and all required gaskets and new hardware.

ARE UPGRADES AVAILABLE?* You can choose silver or black-highlighted engines to match your styling direction. Bikes originally equipped with Twin Cam 88® engines can upgrade to 95 or 103CI displacement, and Twin Cam 96™-equipped models can be repowered with 103 or 110CI engines, based on specific model fitment. Upgrades require model-specific ECM recalibration (sold separately).

WHAT ELSE DO I NEED? LongBlock is sold without cam shafts, lower rocker boxes, upper rocker box covers, or cam cover. You have the option to re-install your current cams and covers, or select from a wide assortment of performance and custom engine cover options.

FAST AND EASY: Just take your Harley® motorcycle to your authorized dealership. They will remove the engine from the frame, ship the left crankcase half to Harley-Davidson, and in a short time, you will have a new LongBlock back, ready for the dealer to reinstall in your bike. Your engine retains its original Vehicle Identification Number (VIN) for easy title exchange and registration.

**Displacement upgrades are available for vehicles previously equipped with street compliant big bore kits only.*

Also available:

ENGINE COVER KITS

Finish your LongBlock engine installation in style. Kit includes 2 upper and lower rocker box covers and matching cam cover.

Fits '01-later Dyna®, '01-later Softail® and '01-'16 Touring (except '01 EFI Touring) and '09-'16 Trike models.

92500025 Chrome.

92500026 Gloss Black.

92500027 Wrinkle Black.



Available to fit:

'00-'06 Softail models.

16200087 Twin Cam 88® – Black.

16200088 Twin Cam 88 – Silver.

'01-'06 EFI Softail models.

16200093 Twin Cam 95 – Black.*

16200094 Twin Cam 95 – Silver.*

'05-'06 EFI Softail models.

16200097 Twin Cam 103™ – Black.*

16200098 Twin Cam 103 – Silver.*

'07-'14 Softail models.

16200101 Twin Cam 96™ – Black.

16200102 Twin Cam 96 – Silver.

16200104 Twin Cam 103 – Black.*

16200108 Twin Cam 110™ – Black.*

16200109 Twin Cam 110 – Granite.*

'99-'05 Dyna and '99-'06 Touring models.

16200085 Twin Cam 88 – Black.

16200086 Twin Cam 88 – Silver.

'04-'05 EFI Dyna and '99-'06 EFI Touring models.

16200091 Twin Cam 95 – Black.*

16200092 Twin Cam 95 – Silver.*

'03-'06 EFI Touring models.

16200095 Twin Cam 103 – Black.*

16200096 Twin Cam 103 – Silver.*

'06-'14 Dyna and '07-'11 Touring models.

16200099 Twin Cam 96 – Black.

16200100 Twin Cam 96 – Silver.

'07-'14 Dyna and '07-'14 Touring models. (Includes ACR - Auto Compression Release).

16200103 Twin Cam 103 – Black.*

16200105 Twin Cam 110 – Black.*

16200106 Twin Cam 110 – Granite.*

Street legal and/or street compliant statements refer to product meeting 50-State emissions and noise standards in the United States.


Not all products are available in all countries – please consult your dealer for details.

SCREAMIN' EAGLE® 553


LongBlock Program



LONGBLOCK – '99-'06 MODELS (DYNA®/TOURING SHOWN)



LONGBLOCK – '07-'13 MODELS (DYNA®/TOURING SHOWN)





HARLEY-DAVIDSON®

ENGINE TRIM

The legendary V-Twin engine is the heart and soul of your Harley-Davidson motorcycle. But you can still make it yours. Add to the iconic style of this engine with a custom cover, chrome hardware, or some can't-be-ignored trim.



GENUINE MOTOR PARTS & ACCESSORIES

NOT ALL PRODUCTS ARE AVAILABLE IN ALL COUNTRIES –
PLEASE CONSULT YOUR DEALER FOR DETAILS.



556 ENGINE TRIM

Milwaukee-Eight® Engine

A. GLOSS BLACK ENGINE COVER KIT – MILWAUKEE-EIGHT POWERTRAIN

Upgrade your black and chrome Milwaukee-Eight motor to the sinister look of gloss black. Manufactured from Original Equipment components, these richly finished engine covers start your bike on its journey to the dark side. Critical gasket surfaces are masked to provide a good sealing surface with the engine. The six-piece kit includes the primary cover, cam cover, upper rocker box covers, transmission side cover and transmission top cover. Rocker box lower housings, derby cover and timer cover are available separately.

Kit includes:

- Primary Cover
- Cam Cover
- Upper Rocker Box Covers (2)
- Transmission Side Cover
- Transmission Top Cover

92500059 Six Piece Engine Cover Kit.
Fits '17-later Touring and Trike models.

B. MILWAUKEE-EIGHT ENGINE COVERS – GLOSS BLACK

These engine covers are the perfect start in converting your powertrain to an elegant "tuxedo black" look. Manufactured from Original Equipment components to ensure a perfect fit, these covers are coated with temperature-resistant paint to ensure a long-lasting finish, and critical surfaces are masked to provide good gasket seal. Complete the look with matching primary covers, rocker housings, rocker covers, cam covers and transmission covers (sold separately).

25700491 Primary Cover.
Fits '17-later Touring and Trike models.

25700467 Cam Cover.
Fits '17-later Touring and Trike models.

25700520 Rocker Box Cover – Upper.
Fits '17-later Touring and Trike models (2 required).

25700521 Rocker Box Cover – Lower.
Fits '17-later Touring and Trike models (2 required).

25800055 Transmission Side Cover.
Fits '17-later Touring and Trike models.

34800031 Transmission Top Cover.
Fits '17-later Touring and Trike models.

25700477 Derby Cover.
Fits '16-later Touring and Trike, and '15-later FLHTCUL and FLHTKL models. Also fits '07-later Touring and Trike models equipped with Narrow-Profile Outer Primary Cover P/N 25700385 or 25700438.

25600042 Timer Cover.
Fits '17-later Milwaukee-Eight engine-equipped models.



A. GLOSS BLACK ENGINE COVER KIT – MILWAUKEE-EIGHT POWERTRAIN



B. MILWAUKEE-EIGHT ENGINE COVERS – GLOSS BLACK

Not all products are available in all countries – please consult your dealer for details.

ENGINE TRIM 557

Milwaukee-Eight® Engine



C. DARK CUSTOM LOGO COLLECTION



D. NUMBER ONE SKULL COLLECTION



E. WILLIE G SKULL COLLECTION



C. DARK CUSTOM® LOGO COLLECTION

The famous Harley-Davidson #1 logo with a sinister twist. Machined from billet aluminum, these covers feature domed surfaces that are polished and black anodized to a rich satin sheen, and then re-machined to expose the raw aluminum. The resulting high-contrast design complements both polished and painted engine finishes.

1. 25700434 Derby Cover – Billet.
Fits '16-later Touring and Trike, and '15-later FLHTCUL and FLHTKL models. Also fits '07-later Touring and Trike models equipped with Narrow-Profile Outer Primary Cover P/N 25700385 or 25700438.

2. 25600064 Timer Cover – Billet.
Fits '17-later Milwaukee-Eight engine-equipped models.

3. 61300655 Air Cleaner Trim – Billet.
Fits '17-later Touring and Trike models with Original Equipment air cleaner cover. Does not fit CVO models.

D. NUMBER ONE SKULL COLLECTION

The sinister Harley-Davidson #1 Skull logo dresses up a night on the town. This complete die-cast aluminum collection has been polished and chrome-plated to a brilliant shine, and then finished with a contrasting black-filled Dark Custom Skull logo. The black-filled race track stripe and recessed hardware pockets provide added depth and dimension. Includes chrome-plated mounting hardware.

1. 25700435 Derby Cover – Billet.
Fits '16-later Touring and Trike, and '15-later FLHTCUL and FLHTKL models. Also fits '07-later Touring and Trike models equipped with Narrow-Profile Outer Primary Cover P/N 25700385 or 25700438.

2. 25600065 Timer Cover.
Fits '17-later Milwaukee-Eight engine-equipped models.

3. 61300657 Air Cleaner Trim.
Fits '17-later Touring and Trike models with Original Equipment air cleaner cover. Does not fit CVO models.

E. WILLIE G™ SKULL COLLECTION

Add a little attitude to your ride. Styled to complement Harley-Davidson® Skull accessory items, the menacing raised skull with black-filled eyes leaps from a field of chrome. The surrounding Harley-Davidson Motorcycles script is the perfect finishing touch. This complete collection of engine covers dresses your bike for a true custom look.

1. 25700469 Derby Cover.
Fits '16-later Touring and Trike, and '15-later FLHTCUL and FLHTKL models. Also fits '07-later Touring and Trike models equipped with Narrow-Profile Outer Primary Cover P/N 25700385 or 25700438.

2. 25600066 Timer Cover.
Fits '17-later Milwaukee-Eight engine-equipped models.

3. 61300654 Air Cleaner Trim.
Fits '17-later Touring and Trike models with Original Equipment air cleaner cover. Does not fit CVO models.

Model Family Fitment:

- V-ROD
- SPORTSTER
- DYNA
- SOFTAIL
- TOURING

Not all products are available in all countries – please consult your dealer for details.

558 ENGINE TRIM

Milwaukee-Eight® Engine

A. HARLEY-DAVIDSON MOTOR CO. COLLECTION

This collection personifies Harley style. It had better, because we put our name on it – The Harley-Davidson Motor Co. Collection.

- 1. 25700476** Derby Cover.
Fits '16-later Touring and Trike, and '15-later FLHTCUL and FLHTKL models. Also fits '07-later Touring and Trike models equipped with Narrow-Profile Outer Primary Cover P/N 25700385 or 25700438.
- 2. 25600068** Timer Cover.
Fits '17-later Milwaukee-Eight engine-equipped models.
- 3. 61300658** Air Cleaner Trim.
Fits '17-later Touring and Trike models with Original Equipment air cleaner cover. Does not fit CVO models.

B. HARLEY-DAVIDSON® LIVE TO RIDE COLLECTION – GOLD

Live To Ride, Ride to Live. It has become the motto of the Harley-Davidson nation, accompanying riders over millions of miles of travel. This collection is a tribute to that way of life.

- 1. 25700472** Derby Cover.
Fits '16-later Touring and Trike, and '15-later FLHTCUL and FLHTKL models. Also fits '07-later Touring and Trike models equipped with Narrow-Profile Outer Primary Cover P/N 25700385 or 25700438.
- 2. 25600067** Timer Cover.
Fits '17-later Milwaukee-Eight engine-equipped models.
- 3. 61300656** Air Cleaner Trim.
Fits '17-later Touring and Trike models with Original Equipment air cleaner cover. Does not fit CVO models.

C. STARTER MOTOR END COVER

It's the details that make the complete custom bike. This starter end cover dresses the end of the starter motor for a clean look. Available in mirror chrome or rich gloss black to match your customizing style.

Fits '17-later Touring and Trike models. Does not fit models equipped with CoolFlow Fan P/N 26800120, 26800121 or 26800128.

- 31400088** Chrome.
- 31400090** Gloss Black.



A. HARLEY-DAVIDSON MOTOR CO. COLLECTION



B. HARLEY-DAVIDSON LIVE TO RIDE COLLECTION – GOLD



C. STARTER MOTOR END COVER – CHROME

C. STARTER MOTOR END COVER – GLOSS BLACK

ENGINE TRIM 559

Milwaukee-Eight® Engine



NEW

D. DEFIANCE COLLECTION VENTILATOR AIR CLEANER TRIM – MILWAUKEE-EIGHT



NEW

D. DEFIANCE COLLECTION VENTILATOR AIR CLEANER TRIM – MILWAUKEE-EIGHT



NEW

D. DEFIANCE COLLECTION VENTILATOR AIR CLEANER TRIM – MILWAUKEE-EIGHT



NEW

D. DEFIANCE COLLECTION VENTILATOR AIR CLEANER TRIM – MILWAUKEE-EIGHT



NEW

E. SCREAMIN' EAGLE HEAVY BREATHER BILLET ALUMINUM FILTER COVER – CHROME



NEW

E. SCREAMIN' EAGLE HEAVY BREATHER BILLET ALUMINUM FILTER COVER – GLOSS BLACK



NEW

E. SCREAMIN' EAGLE HEAVY BREATHER BILLET ALUMINUM FILTER COVERS



NEW

F. SCREAMIN' EAGLE AIR CLEANER MEDALLION – MILWAUKEE-EIGHT

D. DEFIANCE COLLECTION VENTILATOR AIR CLEANER TRIM – MILWAUKEE-EIGHT

This forged and machined Defiance Air Cleaner Trim kit adds a premium touch to the Milwaukee-Eight Ventilator Air Cleaner. The billet-style band with deep longitudinal lines and H-D® logo wraps the center section of the Ventilator Air Cleaner face plate for a contemporary look. The Defiance Air Cleaner Trim is available in your choice of chrome, machine cut anodized black or full black finishes. Kit includes trim band and mounting hardware. Protective Rain Sock P/N 29400177 or 29762-09 is available separately.

Fits '17-later Touring and Trike models equipped with Ventilator Air Cleaner P/N 29400298 or 29400299. Also fits '17-later CVO Touring models with Original Equipment Air Cleaner. CVO models require separate purchase of Air Filter P/N 29400293.

| | |
|-----------------|------------------------------|
| 61300768 | Chrome. |
| 61300770 | Gloss Black with Highlights. |
| 61300769 | Gloss Black Anodized. |

E. SCREAMIN' EAGLE® HEAVY BREATHER BILLET ALUMINUM FILTER COVER

This two-piece billet cover adds dimension to your Milwaukee-Eight Heavy Breather. Manufactured from forged aluminum and precision machined to tightly wrap the element, this stylish cover exposes a majority of the filter to maximize airflow. The cover can be installed on Touring models equipped with fairing lowers, and can be used with the Original Equipment Heavy Breather Rain Sock. The cover features a deep machined Screamin' Eagle logo, and is available in your choice of chrome or gloss black finish.

Fits '17-later Touring and Trike models equipped with Heavy Breather Air Cleaner P/N 29400263 or 29400264.

| | |
|-----------------|--------------|
| 61300687 | Chrome. |
| 61300688 | Gloss Black. |

F. SCREAMIN' EAGLE AIR CLEANER MEDALLION – MILWAUKEE-EIGHT

Dress your factory air cleaner cover with a diamond cut Screamin' Eagle medallion. Lock patch holds the medallion firmly in place and is easy to remove for access to the air cleaner hardware.

61300762
Fits '17-later Touring and Trike models equipped with Original Equipment air cleaner cover. Does not fit CVO models.

Model Family Fitment:

| | | | | | |
|--|---------|--|-----------|--|------|
| | V-ROD | | SPORTSTER | | DYNA |
| | SOFTAIL | | TOURING | | |

Not all products are available in all countries – please consult your dealer for details.

560 ENGINE TRIM

Milwaukee-Eight® Engine

A. COOLFLOW FAN

Keep your cool on a sweltering summer day. Engineered to maximize rider and passenger comfort in high temperature situations, the CoolFlow Fan is the perfect addition if your bike is subjected to parade duty, rush hour traffic, or extreme temperature environments. This wind-tunnel engineered solution is hidden under the seat and, unlike traditional fan kits that try to cool the engine by blowing air across the cylinders and often onto your legs, the CoolFlow Fan keeps the riders comfortable by drawing the heated air away from the rear cylinder and exhaust pipe, and directing it toward the ground.

The CoolFlow Fan features switched On/Off/Auto operation. In the "ON" mode, the fan is active at low speeds, and will turn off when the bike reaches 40mph. As speed lowers, the fan turns back on at 35mph. This gap is intentional to prevent the fan from cycling on and off during low speed changes. In the "AUTO" setting, the fan operates based on a combination of slow vehicle speed and specific engine and ambient temperatures. Built to withstand the harsh motorcycle environment, the all-weather CoolFlow Fan is 100% waterproof and includes everything you need for installation. The plug-and-play design is integrated with the vehicle electronics, so fan operation is indicated in the odometer LCD screen. Your dealer will need to enable the fan in the vehicle's Electronic Control Module (ECM) and you're ready to roll.

26800121

Fits '17-later FLHR, FLHRC, FLHP, and FLRT models. Does not fit with Starter End Cover P/N 31400088 and 31400090. FLHRC Brazil configurations and FLHP (all regions) require separate purchase of Mid-Frame Air Deflector P/N 57200151. Separate purchase of Mid Frame Air Deflector Kit P/N 57200157 is recommended for maximum performance on all other vehicles. Dealer Digital Technician update is required.

26800120

Fits '17-later FLHX, FLHXS, FLHXSE, FLTRX, and FLTRXS models. Does not fit with Starter End Cover P/N 31400088 and 31400090. FLHXS and FLHXSE Brazil configurations require separate purchase of Mid-Frame Air Deflector P/N 57200151. Separate purchase of Mid Frame Air Deflector Kit P/N 57200157 is recommended for maximum performance on all other vehicles. Dealer Digital Technician update is required.

26800128

Fits '17-later FLHTCU, FLHTK, FLHTKL, FLHTKSE, FLHTP, FLTRU and FLHTCUTG models. Does not fit with Starter End Cover P/N 31400088 and 31400090. FLHTCUTG (HDI, ENG, JAP configurations only), FLHTP and FLTRU models require separate purchase of Switch Pack Kit P/N 69200173 and Switch Button P/N 71400031 (Qty 2). Includes replacement right side Mid Frame Air Deflector. Dealer Digital Technician update is required.



A. COOLFLOW FAN



A. COOLFLOW FAN (26800120 SHOWN)



A. COOLFLOW FAN (26800128 SHOWN)



A. COOLFLOW FAN

Not all products are available in all countries – please consult your dealer for details.


ENGINE TRIM 561

Milwaukee-Eight® Engine



NEW

B. FAN ASSISTED OIL COOLER



NEW

Rear

Front

B. FAN ASSISTED OIL COOLER

Keep your cool. This easy to install Oil Cooler features a thermostatically controlled fan that provides continuous flow of cooling air – even while the bike is idling in traffic or moving at low speed. Ideal for bikes that see parade duty and other low speed or continuous idle situations, the Fan Assisted Oil Cooler is also the perfect addition to a bike modified with high performance components. The fan automatically engages when the engine oil temperature rises, and when in operation, the Fan Assisted Oil Cooler can provide up to a 50 degree drop in oil temperature. And unlike other models, the Harley-Davidson® Fan Assisted Oil Cooler utilizes weather-rated fans and electronics that are designed for the harsh motorcycle environment. Engineered as a bolt-on replacement for the Original Equipment oil cooler, the Fan Assisted Oil Cooler is plug-and-play compatible with your bike's wiring harness. No splicing or rewiring is required.

62700204

Fits '17-later oil-cooled FLHR, FLHRC, FLHTCU, FLHX, FLHXS, FLTRX and FLTRXS models. Does not fit models equipped with Twin-Cooled™ engines. Original Equipment on oil-cooled Police and Freewheeler® models.

C. OIL LEVEL AND TEMPERATURE DIPSTICK WITH LIGHTED LCD READOUT

New and improved capacitive level sensing technology provides the highest degree of accuracy and durability. Now available in chrome and black, these dipsticks allow you to check your oil level and oil temperature with the push of a button. Add function and style by replacing your stock dipstick with this hard working version. No more grabbing a rag to pull your hot dipstick. No more oil drips on your pipes and on the garage floor. Simply push the button and this dipstick lights up with a brilliant backlight. Oil level is indicated by a four-segment readout – it even reminds you to check your oil when it is hot. The waterproof LCD (liquid crystal display) readout operates on long-lasting, replaceable lithium coin-type battery (P/N 91800066). Display features a low battery indicator and press-and-hold feature to toggle between Fahrenheit and Celsius.

Fits '17-later Touring and Trike models.

62700180 Chrome.

62700194 Gloss Black.



NEW

C. OIL LEVEL AND TEMPERATURE DIPSTICK WITH LIGHTED LCD READOUT – CHROME



NEW

C. OIL LEVEL AND TEMPERATURE DIPSTICK WITH LIGHTED LCD READOUT – GLOSS BLACK

D. FRONT ENGINE MOUNT STABILIZER LINK

Add a custom style to the front end with this brilliant chrome-plated Engine Mount Stabilizer Link. This custom heim joint assembly complements the chrome Billet Front Engine Mount Bracket P/N 16205-10. Kit includes chrome mounting hardware.

16213-10 Chrome.

Fits '09-later Touring and Trike models.

16400056 Black.

Fits '08-'16 Touring models.



D. FRONT ENGINE MOUNT STABILIZER LINK – CHROME



NEW

D. FRONT ENGINE MOUNT STABILIZER LINK – BLACK



Model Family Fitment:

- V-ROD
- SPORTSTER
- DYNA
- SOFTAIL
- TOURING

Not all products are available in all countries – please consult your dealer for details.

562 ENGINE TRIM

Air Cleaner Covers

A. HARLEY-DAVIDSON® AIR CLEANER COVER

A classic look backed with superior quality, this brilliant chrome Air Cleaner Cover features a black paint-filled Harley-Davidson logo. Chrome-plated stainless steel mounting screw included.

29754-01

Fits '04-'07 EFI Dyna®, '01-later Softail® (except '08-later FLS, FLSS, FLSTFBS, FLSTSB, FXS and '16-later FXSE) and '02-'13 Touring and Trike models (except '08-'13 Touring models equipped with Screamin' Eagle® High Flow Air Cleaner Kits). Screamin' Eagle High-Flow Air Cleaner Kits require the separate purchase of Air Cleaner Adapter Kit P/N 29769-01.

Also available:

HARLEY-DAVIDSON AIR CLEANER ADAPTER KIT (not shown)

This adapter kit allows H-D® Air Cleaner Cover P/N 29754-01 to be used with Screamin' Eagle High-Flow Air Cleaner Breather Kits on Twin Cam-equipped models. Includes anti-rotation adapter plate and mounting hardware.

29769-01



A. HARLEY-DAVIDSON AIR CLEANER COVER

B. NOSTALGIC BAR & SHIELD® LOGO AIR CLEANER COVER

Get a polished look with an extra dose of heritage with the Nostalgic Collection – chrome-plated air cleaner covers featuring an original-style Bar & Shield logo and a stamped "Made in U.S.A." An easy-to-install trip down memory lane, each cover is hand-polished and chrome-plated to a brilliant finish. Available in oval and round configurations, the air cleaner kit includes polished stainless steel mounting hardware.

29765-01 Oval Twin Cam.

Fits '04-'07 EFI Dyna, '01-later Softail (except '08-later FLS, FLSS, FLSTFBS, FLSTSB and FXS) and '02-'13 later Touring and Trike models (except carbureted California). If installed with Screamin' Eagle High-Flow Air Cleaner Kits, requires the separate purchase of Gasket P/N 29591-99.

29138-91A Round.

Fits '90-'99 carbureted (CV) Evolution™ 1340-equipped models. Also fits '07-later XL and '99-later Twin Cam models equipped with Screamin' Eagle High-Flow Air Cleaners (round filter) when installed with Gasket Kit P/N 29591-99 (sold separately).



B. NOSTALGIC BAR & SHIELD LOGO AIR CLEANER COVER – OVAL TWIN CAM

C. SMOOTH AIR CLEANER COVER

Wrap your Screamin' Eagle round air cleaner element in style. The mirror chrome low-profile Air Cleaner Cover shields the element and opens breathing space between the backing plate and the cover. Cut-away bottom design exposes the air cleaner element to maximize the airflow. Easy to install, the one-piece cover is the ideal complement to the Chrome Air Cleaner Back Plate P/N 29510-05.

29153-07

Fits '07-later XL models equipped with Screamin' Eagle Round Filter Air Cleaner Kits and '99-later Twin Cam models equipped with Screamin' Eagle Round High-Flow Air Cleaner Kits.



B. NOSTALGIC BAR & SHIELD LOGO AIR CLEANER COVER – ROUND



C. SMOOTH AIR CLEANER COVER

Not all products are available in all countries – please consult your dealer for details.

ENGINE TRIM 563

Air Cleaner Covers



D. SCREAMIN' EAGLE VENTILATOR ELITE AIR CLEANER COVER – CHROME

D. SCREAMIN' EAGLE® VENTILATOR ELITE AIR CLEANER COVER

Add a luxurious finishing touch to your Ventilator Air Cleaner. Designed as a direct replacement for the Screamin' Eagle and CVO Ventilator Air Cleaners, this easy to install cover features a sleek center bar design surrounded with carbon fiber inserts. Kit includes low-profile cover, diamond-cut Screamin' Eagle medallion and chrome mounting hardware.

Fits Dyna®, Softail®, Touring and Trike models equipped with Ventilator Air Cleaner Kits P/N 29490-09, 29915-09, 28721-10, 28722-10 or 29400039. Also fits Dyna 103HO and CVO models with Original Equipment Ventilator Air Cleaner. Does not fit Milwaukee-Eight® Ventilator P/N 29400298 and 29400299.

61300516 Chrome.

61300517 Gloss Black.

E. BOBBER-STYLE ROUND AIR CLEANER COVER

Low-profile round air cleaner cover adds an attractive nostalgic look to any bike's profile. This cover can be accented with your choice of stylish air cleaner trim collections (sold separately) for a personalized look. The cover features a cut-away bottom design that exposes the filter element to maximize the airflow when installed with a Screamin' Eagle High-Flow Air Cleaner Kit.

Fits '12-later XL1200V and '11-'15 FLS and FXS models with Original Equipment round air cleaner. Also fits Screamin' Eagle Round Filter Stage Kits.

61300120 Chrome.

61300128 Gloss Black.



D. SCREAMIN' EAGLE VENTILATOR ELITE AIR CLEANER CAOVER – GLOSS BLACK



E. BOBBER-STYLE ROUND AIR CLEANER COVER – CHROME



E. BOBBER-STYLE ROUND AIR CLEANER COVER – GLOSS BLACK

Model Family Fitment:

V-ROD
 SPORTSTER
 DYNA
 SOFTAIL
 TOURING

Not all products are available in all countries – please consult your dealer for details.

564 ENGINE TRIM

Air Cleaner Covers

A. SCREAMIN' EAGLE® AIR CLEANER RAIN SOCK

Add the open-element look to your Screamin' Eagle High-Flow style Air Cleaner. This easy-to-install kit allows you to replace the traditional Original Equipment air cleaner cover with custom inserts from one of the H-D® Decorative Collections. Kit includes a breathable mesh cover with classic Bar & Shield® logo that stretches over the filter to maximize airflow while protecting the exposed element from the rain. Fits traditional cone-shaped air cleaner elements featured in many Screamin' Eagle Twin Cam Stage Kits.

28728-10

Fits Screamin' Eagle Round High-Flow Air Cleaner Kits.

B. AIR CLEANER COVER – GLOSS BLACK

Complete the blacked-out look. Original Equipment on the FLSS model, this Gloss Black Air Cleaner Cover adds a sinister touch without changing the signature profile of your late model Twin Cam motor.

61300536

Fits '16-later Softail® (except FLSTFBS) and '14-'16 Touring and Trike models (except CVO) with Original Equipment Air Cleaner or models equipped with Screamin' Eagle High-Flow Air Cleaner P/N 29400233 or 29400234.

C. SCREAMIN' EAGLE AIR CLEANER INSERT

Dress your factory air cleaner cover with a diamond cut Screamin' Eagle medallion. Lock patch holds the medallion firmly in place and is easy to remove for access to the air cleaner hardware.

61300299

Fits '16-later Softail (except FLSTFBS and FXSE) and '14-'16 Touring and Trike models with Original Equipment air cleaner cover. Does not fit CVO models.

D. AIR CLEANER COVERS – GLOSS BLACK

Add a dark look without changing the function of your Original Equipment air cleaner.

29084-04DH

Fits '04-later XL models with Oval Air Cleaner.

29585-07DH

Fits '07 Dyna®, '07-'15 Softail (except CVO, FLS, FLSTSB and FXS) and '07-'13 Touring and Trike models.

29193-08DH

Fits '08-'15 Dyna models with Original Equipment Teardrop Air Cleaner.



A. SCREAMIN' EAGLE AIR CLEANER RAIN SOCK (SHOWN WITH #1 SKULL AIR CLEANER TRIM)



B. AIR CLEANER COVER – GLOSS BLACK



C. SCREAMIN' EAGLE AIR CLEANER INSERT



D. AIR CLEANER COVER – GLOSS BLACK '04-LATER SPORTSTER SHOWN



D. AIR CLEANER COVER – GLOSS BLACK '07-LATER TWIN CAM SHOWN



D. AIR CLEANER COVER – GLOSS BLACK DYNA TEARDROP SHOWN

ENGINE TRIM 565

Derby, Timer & Air Cleaner Covers



E. AIRFLOW COLLECTION

E. AIRFLOW COLLECTION

Shaped to cheat the wind. The polished and mirror-chromed Airflow Collection features a raised bridge with 3 laminar grooves that float over the recessed panels. The layered surfaces capture light and shadows, and frame the subtle black-filled Harley-Davidson® signature. This complete collection sets the stage for your one-of-a-kind custom ride. Includes chrome-plated mounting hardware.

1. 25700505 Derby Cover.

Fits '16-later Touring and Trike, and '15-later FLHTCUL and FLHTKL models. Also fits '07-later Touring and Trike models equipped with Narrow-Profile Outer Primary Cover P/N 25700385 or 25700438.

2. 25700504 Derby Cover.

Fits '99-later Dyna®, '00-later Softail® and '99-'15 Touring and Trike models (except FLHTCUL, FLHTKL and '07-'15 Touring and Trike models equipped with Narrow-Profile Outer Primary Cover P/N 25700385 or 25700438.) Installation on '06-later Dyna, '07-later Softail and '07-'15 Touring and Trike models require separate purchase of Gasket P/N 25416-99C.

3. 25700506 Derby Cover.

Fits '04-later XL models.

4. 25600046 Timer Cover.

Fits '99-later Twin Cam models.

5. 25600047 Timer Cover.

Fits '04-later XL models.

6. 61400323 Air Cleaner Trim.

Fits Evolution 1340 models, '99-'08 Dyna, '00-'15 Softail (except FLS, FLSTSB and FXS) and '99-'13 Touring and Trike models equipped with oval-shaped Original Equipment air cleaner cover. Also fits models equipped with Screamin' Eagle® Round High-Flow Air Cleaner Kits with separate purchase of Rain Sock Kit P/N 28728-10.

7. 61300542 Air Cleaner Trim.

Fits '16-later Softail (except FLSTFBS and FXSE) and '14-'16 Touring and Trike models with Original Equipment Air Cleaner Cover. Does not fit CVO models.



E. AIRFLOW COLLECTION

Model Family Fitment:

- | | | |
|---|---|--|
|  V-ROD |  SPORTSTER |  DYNA |
|  SOFTAIL |  TOURING | |

Not all products are available in all countries – please consult your dealer for details.

566 ENGINE TRIM

Derby, Timer & Air Cleaner Covers

A. DARK CUSTOM® LOGO COLLECTION

The famous Harley-Davidson® #1 logo with a sinister twist. Machined from billet aluminum, these covers feature domed surfaces that are polished and black anodized to a rich satin sheen, and then re-machined to expose the raw aluminum. The resulting high-contrast design complements both polished and painted engine finishes.

1. 25700434 Derby Cover – Billet.

Fits '16-later Touring and Trike, and '15-later FLHTCUL and FLHTKL models. Also fits '07-later Touring and Trike models equipped with Narrow-Profile Outer Primary Cover P/N 25700385 or 25700438.

1. 25562-09 Derby Cover – Billet.

Fits '99-later Evolution™ 1340, '99-later Dyna® and Softail® and '99-'15 Touring and Trike models (except FLHTCUL, FLHTKL or '07-'15 Touring or Trike models with Narrow-Profile Outer Primary Cover P/N 25700385 or 25700438). Installation on '06-later Dyna, '07-later Softail, '07-'15 Touring and Trike models require separate purchase of Gasket P/N 25416-99C.

2. 25563-09 Derby Cover – Billet.

Fits '04-later XL models.

3. 2560064 Timer Cover – Billet.

Fits '17-later Milwaukee-Eight® engine-equipped models.

4. 32414-09 Timer Cover – Billet.

Fits '99-later Twin Cam-equipped models.

5. 32415-09 Timer Cover – Billet.

Fits '04-later XL, XR and earlier models with horizontal holes on timer cover.

6. 61300655 Air Cleaner Trim – Billet.

Fits '17-later Touring and Trike models with Original Equipment air cleaner cover. Does not fit CVO models.

7. 61300057 Air Cleaner Trim – Billet.

Fits Evolution 1340 models, '99-'08 Dyna, '00-'15 Softail (except FLS, FLSS, FLSTSB and FXS) and '99-'13 Touring and Trike models with Original Equipment air cleaner cover. Also fits models equipped with Screamin' Eagle® Round High-Flow Air Cleaner Kits with separate purchase of Rain Sock Kit P/N 28728-10.

8. 61300224 Air Cleaner Trim – Billet.

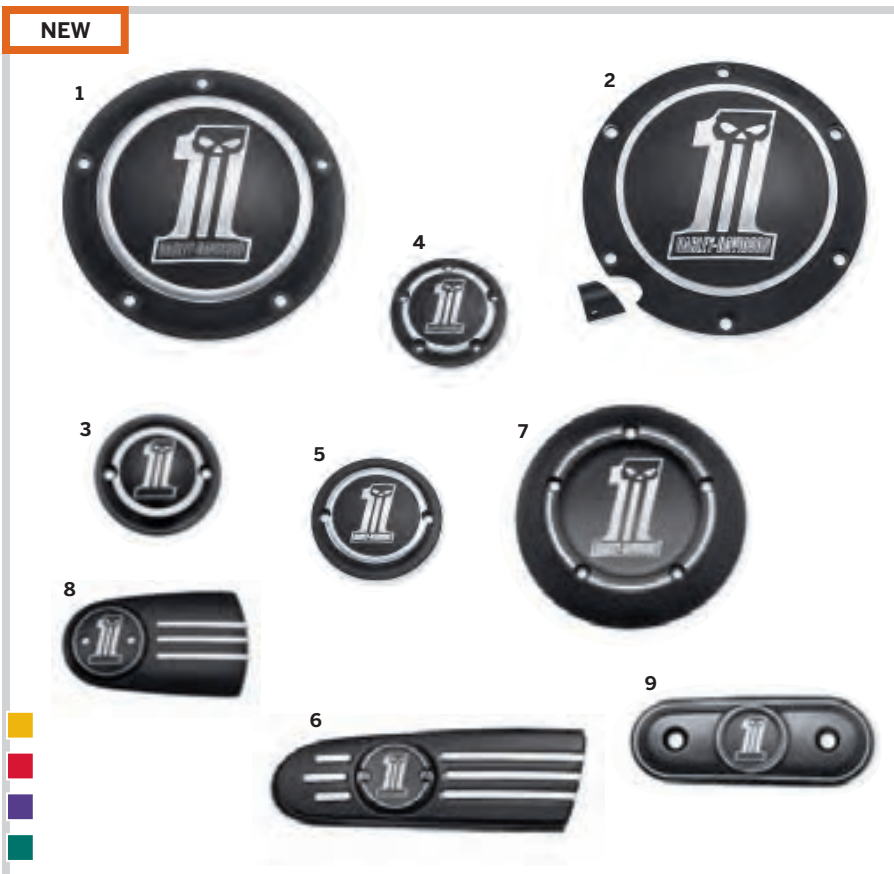
Fits '16-later Softail (except FLSTFBS and FXSE) and '14-'16 Touring and Trike models with Original Equipment air cleaner cover. Does not fit CVO models.

9. 61300055 Air Cleaner Trim – Billet.

Fits '04-later XL models (except XL1200V) with Original Equipment oval air cleaner cover.



A. DARK CUSTOM LOGO COLLECTION DERBY COVER



A. DARK CUSTOM LOGO COLLECTION

Not all products are available in all countries – please consult your dealer for details.



NEW

ENGINE TRIM 567

Derby, Timer & Air Cleaner Covers

B. NUMBER ONE SKULL COLLECTION

The sinister Harley-Davidson® #1 Skull logo dresses for a night on the town. This complete die-cast aluminum collection has been polished and chrome-plated to a brilliant shine, then finished with a contrasting black-filled Dark Custom® Skull logo. The black-filled race track stripe and recessed hardware pockets provide added depth and dimension. Includes chrome-plated mounting hardware.

1. 25700435 Derby Cover – Billet.

Fits '16-later Touring and Trike, and '15-later FLHTCUL and FLHTKL models. Also fits '07-later Touring and Trike models equipped with Narrow-Profile Outer Primary Cover P/N 25700385 or 25700438.

1. 25331-10 Derby Cover.

Fits '99-later Evolution™ 1340, '99-later Dyna® and Softail® and '99-'15 Touring and Trike models (except FLHTCUL, FLHTKL or '07-'15 Touring or Trike models with Narrow-Profile Outer Primary Cover P/N 25700385 or 25700438). Installation on '06-later Dyna, '07-later Softail, '07-'15 Touring and Trike models require separate purchase of Gasket P/N 25416-99C.

2. 25333-10 Derby Cover.

Fits '04-later XL models.

3. 25600065 Timer Cover.

Fits '17-later Milwaukee-Eight® engine-equipped models.

4. 32519-10 Timer Cover.

Fits '99-later Twin Cam-equipped models.

5. 32520-10 Timer Cover.

Fits '04-later XL, XR and earlier models with horizontal holes on timer cover.

6. 61300657 Air Cleaner Trim.

Fits '17-later Touring and Trike models with Original Equipment air cleaner cover. Does not fit CVO models.

7. 27956-10 Air Cleaner Trim.

Fits Evolution 1340 models, '99-'08 Dyna, '00-'15 Softail (except FLS, FLSTSB and FXS) and '99-'13 Touring and Trike models with Original Equipment air cleaner cover. Also fits models equipped with Screamin' Eagle® Round High-Flow Air Cleaner Kits with separate purchase of Rain Sock Kit P/N 28728-10.

8. 61300218 Air Cleaner Trim.

Fits '16-later Softail (except FLSTFBS and FXSE) and '14-'16 Touring and Trike models with Original Equipment air cleaner cover. Does not fit CVO models.

9. 60826-11 Transmission Trim.

Fits '11-'16 models equipped with 103CI Twin Cam engine option.



B. NUMBER ONE SKULL COLLECTION DERBY COVER



NEW



Model Family Fitment:

- V-ROD
- SPORTSTER
- DYNA
- SOFTAIL
- TOURING

B. NUMBER ONE SKULL COLLECTION

Not all products are available in all countries – please consult your dealer for details.

568 ENGINE TRIM

Derby, Timer & Air Cleaner Covers

A. WILLIE G™ SKULL COLLECTION

Add a little attitude to your ride. Styled to complement Harley-Davidson® Skull accessory items, the menacing raised skull with black-filled eyes leaps from a field of chrome. The surrounding Harley-Davidson Motorcycles script is the perfect finishing touch. This complete collection of engine covers dresses your bike for a true custom look.

1. 25700469 Derby Cover.

Fits '16-later Touring and Trike, and '15-later FLHTCUL and FLHTKL models. Also fits '07-later Touring and Trike models equipped with Narrow-Profile Outer Primary Cover P/N 25700385 or 25700438.

1. 25441-04A Derby Cover.

Fits '99-later Evolution™ 1340, '99-later Dyna® and Softail® and '99-'15 Touring and Trike models (except FLHTCUL, FLHTKL or '07-'15 Touring or Trike models with Narrow-Profile Outer Primary Cover P/N 25700385 or 25700438). Installation on '06-later Dyna, '07-later Softail, '07-'15 Touring and Trike models require separate purchase of Gasket P/N 25416-99C.

2. 25440-04A Derby Cover.

Fits '04-later XL and XR models. Includes chrome-plated stainless steel mounting hardware.

3. 25600066 Timer Cover.

Fits '17-later Milwaukee-Eight® engine-equipped models.

4. 32975-04A Timer Cover.

Fits '99-later Twin Cam-equipped models. Includes chrome-plated stainless steel mounting hardware.

5. 32972-04A Timer Cover.

Fits '04-later XL, XR and earlier models with horizontal holes on timer cover. Includes chrome-plated stainless steel mounting hardware.

6. 61300654 Air Cleaner Trim.

Fits '17-later Touring and Trike models with Original Equipment air cleaner cover. Does not fit CVO models.

7. 29417-04 Air Cleaner Trim.

Fits Evolution 1340 models, '99-'08 Dyna, '00-'15 Softail (except FLS, FLSTSB and FXS) and '99-'13 Touring and Trike models with Original Equipment air cleaner cover. Also fits models equipped with Screamin' Eagle® Round High-Flow Air Cleaner Kits with separate purchase of Rain Sock Kit P/N 28728-10.

8. 61300217 Air Cleaner Trim.

Fits '16-later Softail (except FLSTFBS and FXSE) and '14-'16 Touring and Trike models with Original Equipment air cleaner cover. Does not fit CVO models.

9. 27939-08 Air Cleaner Trim.

Fits '08-'15 Dyna models (except FXDFSE, '13-later FXDB, '16-later FXDLS and '08 FXDSE) with Original Equipment teardrop air cleaner cover.

10. 61400007 Air Cleaner Trim.

Fits '11-'15 FLS and FXS, '08-'11 FLSTSB and '16-later FXSE with Original Equipment air cleaner cover and Bobber-Style Round Air Cleaner Cover P/N 61300128 and 61300120.

11. 29416-04 Air Cleaner Trim.

Fits '04-later XL models (except XL1200V) with Original Equipment oval air cleaner cover.



A. WILLIE G SKULL COLLECTION DERBY COVER



A. WILLIE G SKULL COLLECTION

Not all products are available in all countries – please consult your dealer for details.



NEW

ENGINE TRIM 569

Derby, Timer & Air Cleaner Covers

B. HARLEY-DAVIDSON® MOTOR CO. COLLECTION

This collection personifies Harley style. It had better, because we put our name on it – The Harley-Davidson Motor Co. Collection.

1. 25700476 Derby Cover.
Fits '16-later Touring and Trike, and '15-later FLHTCUL and FLHTKL models. Also fits '07-later Touring and Trike models equipped with Narrow-Profile Outer Primary Cover P/N 25700385 or 25700438.

1. 25338-99A Derby Cover.
Fits '99-later Evolution™ 1340, '99-later Dyna® and Softail® and '99-'15 Touring and Trike models (except FLHTCUL, FLHTKL or '07-'15 Touring or Trike models with Narrow-Profile Outer Primary Cover P/N 25700385 or 25700438). Installation on '06-later Dyna, '07-later Softail, '07-'15 Touring and Trike models require separate purchase of Gasket P/N 25416-99C.

2. 25130-04A Derby Cover.
Fits '04-later XL and XR models. Includes chrome-plated stainless steel mounting hardware.

3. 25600068 Timer Cover.
Fits '17-later Milwaukee-Eight® engine-equipped models.

4. 32047-99A Timer Cover.
Fits '99-later Twin Cam-equipped models. Includes chrome-plated stainless steel mounting hardware.

5. 32668-98A Timer Cover.
Fits '04-later XL, XR and earlier models with horizontal holes on timer cover. Includes chrome-plated stainless steel mounting hardware.

6. 61300658 Air Cleaner Trim.
Fits '17-later Touring and Trike models with Original Equipment air cleaner cover. Does not fit CVO models.

7. 61300254 Air Cleaner Trim.
Fits '16-later Softail (except FLSTFBS and FXSE) and '14-'16 Touring and Trike models with Original Equipment air cleaner cover. Does not fit CVO models.

8. 29243-97 Air Cleaner Insert.
Fits Evolution 1340 models, '99-'07 Dyna, '00-'06 Softail (except FLS, FLSTSB and FXS) and '99-'06 Touring models with Original Equipment air cleaner cover.



B. HARLEY-DAVIDSON MOTOR CO. COLLECTION DERBY COVER



NEW



Model Family Fitment:

- V-ROD
- SPORTSTER
- DYNA
- SOFTAIL
- TOURING

B. HARLEY-DAVIDSON MOTOR CO. COLLECTION

Not all products are available in all countries – please consult your dealer for details.

570 ENGINE TRIM

Derby, Timer & Air Cleaner Covers

A. HARLEY-DAVIDSON® LIVE TO RIDE COLLECTION – CHROME

Live To Ride, Ride to Live. It has become the motto of the Harley-Davidson nation, accompanying riders over millions of miles of travel. This collection is a tribute to that way of life.

1. 25700471 Derby Cover.

Fits '16-later Touring and Trike, and '15-later FLHTCUL and FLHTKL models. Also fits and '07-later Touring and Trike models equipped with Narrow-Profile Outer Primary Cover P/N 25700385 or 25700438.

2. 325372-02A Derby Cover.

Fits '99-later Evolution™ 1340, '99-later Dyna® and Softail® and '99-'15 Touring and Trike models (except FLHTCUL, FLHTKL or '07-'15 Touring or Trike models with Narrow-Profile Outer Primary Cover P/N 25700385 or 25700438). Installation on '06-later Dyna, '07-later Softail, '07-'15 Touring and Trike models require separate purchase of Gasket P/N 25416-99C.

2. 32698-02A Timer Cover.

Fits '99-later Twin Cam-equipped models. Includes chrome-plated stainless steel mounting hardware.

3. 29341-02 Air Cleaner Trim.

Fits Evolution 1340 models, '99-'08 Dyna, '00-'15 Softail (except FLS, FLSTSB and FXS) and '99-'13 Touring and Trike models with Original Equipment air cleaner cover. Also fits models equipped with Screamin' Eagle® Round High-Flow Air Cleaner Kits with separate purchase of Rain Sock Kit P/N 28728-10.

4. 61300219 Air Cleaner Trim.

Fits '16-later Softail (except FLSTFBS and FXSE) and '14-'16 Touring and Trike models with Original Equipment air cleaner cover. Does not fit CVO models.

5. 60825-11 Transmission Trim.

Fits '11-'16 models equipped with 103CI Twin Cam engine option.



A. HARLEY-DAVIDSON LIVE TO RIDE DERBY COVER – CHROME



A. HARLEY-DAVIDSON LIVE TO RIDE COLLECTION – CHROME

Not all products are available in all countries – please consult your dealer for details.



NEW

ENGINE TRIM 571

Derby, Timer & Air Cleaner Covers

B. HARLEY-DAVIDSON® LIVE TO RIDE COLLECTION – GOLD

Live To Ride, Ride to Live. It has become the motto of the Harley-Davidson nation, accompanying riders over millions of miles of travel. This collection is a tribute to that way of life.

1. 25700472 Derby Cover.
Fits '16-later Touring and Trike, and '15-later FLHTCUL and FLHTKL models. Also fits '07-later Touring and Trike models equipped with Narrow-Profile Outer Primary Cover P/N 25700385 or 25700438.

1. 25340-99A Derby Cover.
Fits '99-later Evolution™ 1340, '99-later Dyna® and Softail® and '99-'15 Touring and Trike models (except FLHTCUL, FLHTKL or '07-'15 Touring or Trike models with Narrow-Profile Outer Primary Cover P/N 25700385 or 25700438). Installation on '06-later Dyna, '07-later Softail, '07-'15 Touring and Trike models require separate purchase of Gasket P/N 25416-99C.

2. 25391-90T Derby Cover.
Fits '70-'98 models (except Sportster® models).

3. 25127-04A Derby Cover.
Fits '04-later XL and XR models. Includes chrome-plated stainless steel mounting hardware.

4. 25600067 Timer Cover.
Fits '17-later Milwaukee-Eight® engine-equipped models.

5. 32689-99A Timer Cover.
Fits '99-later Twin Cam-equipped models. Includes chrome-plated stainless steel mounting hardware.

6. 32585-90T Timer Cover.
Fits models with vertical mounting holes.

32581-90TB Timer Cover. (not shown)
Fits '04-later XL, XR and earlier models with horizontal holes on timer cover. Includes chrome-plated stainless steel mounting hardware.

7. 61300656 Air Cleaner Trim.
Fits '17-later Touring and Trike models with Original Equipment air cleaner cover. Does not fit CVO models.

8. 29328-99 Air Cleaner Trim.
Fits Evolution 1340 models, '99-'08 Dyna, '00-'15 Softail (except FLS, FLSTSB and FXS) and '99-'13 Touring and Trike models with Original Equipment air cleaner cover. Also fits models equipped with Screamin' Eagle® Round High-Flow Air Cleaner Kits with separate purchase of Rain Sock Kit P/N 28728-10.

9. 61300220 Air Cleaner Trim.
Fits '16-later Softail (except FLSTFBS and FXSE) and '14-'16 Touring and Trike models with Original Equipment air cleaner cover. Does not fit CVO models.

10. 29823-04 Air Cleaner Trim.
Fits '04-later XL models (except XL1200V) with Original Equipment oval air cleaner.

11. 61400025 Transmission End Cover Trim.
Fits '11-'16 Touring and Trike models equipped with 103CI Twin Cam engine option.



B. HARLEY-DAVIDSON LIVE TO RIDE DERBY COVER – GOLD



NEW



Model Family Fitment:

- V-ROD
- SPORTSTER
- DYNA
- SOFTAIL
- TOURING

B. HARLEY-DAVIDSON LIVE TO RIDE COLLECTION – GOLD

Not all products are available in all countries – please consult your dealer for details.

572 ENGINE TRIM

Derby, Timer & Air Cleaner Covers

A. FLAMES COLLECTION – CHROME

Ever since they began emerging on gas tanks a few decades ago, flames have been a symbol of custom styling. Now, Harley-Davidson® continues the tradition with the Flames Collection.

1. 25700473 Derby Cover.

Fits '16-later Touring and Trike, and '15-later FLHTCUL and FLHTKL models. Also fits '07-later Touring and Trike models equipped with Narrow-Profile Outer Primary Cover P/N 25700385 or 25700438.

2. 32964-06 Timer Cover.

Fits '99-later Evolution™ 1340, '99-later Dyna® and Softail® and '99-'15 Touring and Trike models (except FLHTCUL, FLHTKL or '07-'15 Touring or Trike models with Narrow-Profile Outer Primary Cover P/N 25700385 or 25700438). Installation on '06-later Dyna, '07-later Softail, '07-'15 Touring and Trike models require separate purchase of Gasket P/N 25416-99C.

3. 29430-06 Air Cleaner Trim.

Fits Evolution 1340 models, '99-'08 Dyna, '00-'15 Softail (except FLS, FLSTSB and FXS) and '99-'13 Touring and Trike models with Original Equipment air cleaner cover. Also fits models equipped with Screamin' Eagle® Round High-Flow Air Cleaner Kits with separate purchase of Rain Sock Kit P/N 28728-10.

4. 61300221 Air Cleaner Trim.


Fits '16-later Softail (except FLSTFBS and FXSE) and '14-'16 Touring and Trike models with Original Equipment air cleaner cover. Does not fit CVO models.

5. 60845-11 Transmission Trim.

Fits '11-'16 models equipped with 103CI Twin Cam engine option.



A. FLAMES COLLECTION DERBY COVER – CHROME



A. FLAMES COLLECTION – CHROME

Not all products are available in all countries – please consult your dealer for details.

ENGINE TRIM 573

Derby, Timer & Air Cleaner Covers



B. FLAMES COLLECTION DERBY COVER – GOLD & CHROME

B. FLAMES COLLECTION – GOLD & CHROME

Ever since they began emerging on gas tanks a few decades ago, flames have been a symbol of custom styling. Now, Harley-Davidson® continues the tradition with the Flames Collection.

1. 25700474 Derby Cover.

Fits '16-later Touring and Trike, and '15-later FLHTCUL and FLHTKL models. Also fits '07-later Touring and Trike models equipped with Narrow-Profile Outer Primary Cover P/N 25700385 or 25700438.

1. 25334-99A Derby Cover.

Fits '99-later Evolution™ 1340, '99-later Dyna® and Softail® and '99-'15 Touring and Trike models (except FLHTCUL, FLHTKL or '07-'15 Touring or Trike models with Narrow-Profile Outer Primary Cover P/N 25700385 or 25700438). Installation on '06-later Dyna, '07-later Softail, '07-'15 Touring and Trike models require separate purchase of Gasket P/N 25416-99C.

2. 32662-99A Timer Cover.

Fits '99-later Twin Cam-equipped models. Includes chrome-plated stainless steel mounting hardware.

3. 32571-98A Timer Cover.

Fits '04-later XL, XR and earlier models with horizontal holes on timer cover. Includes chrome-plated stainless steel mounting hardware.

4. 29415-99 Air Cleaner Trim.


Fits Evolution 1340 models, '99-'08 Dyna, '00-'15 Softail (except FLS, FLSTSB and FXS) and '99-'13 Touring and Trike models with Original Equipment air cleaner cover. Also fits models equipped with Screamin' Eagle® Round High-Flow Air Cleaner Kits with separate purchase of Rain Sock Kit P/N 28728-10.

5. 61300222 Air Cleaner Trim.

Fits '16-later Softail (except FLSTFBS and FXSE) and '14-'16 Touring and Trike models with Original Equipment air cleaner cover. Does not fit CVO models.

6. 61400024 Transmission End Cover Trim.

Fits '11-'16 Touring and Trike models equipped with 103CI Twin Cam engine option.



B. FLAMES COLLECTION – GOLD & CHROME

Model Family Fitment:

- | | | |
|--|---|--|
|  V-ROD |  SPORTSTER |  DYNA |
|  SOFTAIL |  TOURING | |

Not all products are available in all countries – please consult your dealer for details.

574 ENGINE TRIM

Derby, Timer & Air Cleaner Covers

A. CLASSIC CHROME COVERS

From the design philosophy of less is more, we bring you this collection of basic chrome accessories, which provides a clean, custom look that is guaranteed to turn heads.

- 1. 25700388** Derby Cover.
Fits '16-later Touring and Trike, and '15-later FLHTCUL and FLHTKL models. Also fits '07-later Touring and Trike models equipped with Narrow-Profile Outer Primary Cover P/N 25700385 or 25700438.

- 60668-99** Derby Cover. (not shown)
Fits '99-'05 Dyna® and '99-'06 Softail® and Touring models.

- 60766-06** Derby Cover. (not shown)
Fits '06-later Dyna and '07-later Softail, '07-'15 Touring and Trike models (except FLHTCUL, FLHTKL or '07-'15 Touring or Trike models equipped with Narrow-Profile Outer Primary Cover P/N 25700385 or 25700438).

- 2. 34760-04** Derby Cover.
Fits '04-later XL models.

- 3. 32584-88TA** Timer Cover.
Fits '04-later XL, XR and earlier models with horizontal holes on timer cover. Includes chrome-plated stainless steel mounting hardware.


- 4. 32679-99A** Timer Cover.
Fits Twin Cam-equipped models. Includes chrome-plated stainless steel mounting hardware.

- 34761-04A** Chain Inspection Cover. (not shown)
Fits '04-later XL models.

- 5. 60529-90A** Chain Inspection Cover.
Fits '91-'05 Dyna models (except FXDWG).

- 6. 60572-86** Chain Inspection Cover.
Fits '93-'05 FXDWG and '86-'06 FLST, FXST and FXSTS models.

- 7. 60670-85A** Chain Inspection Cover.
Fits '85-'06 Touring models.





A. CLASSIC CHROME COVERS

B. BLACK FIN COLLECTION

Finish the sinister black look of your motorcycle with the Black Fin Collection from Harley-Davidson®. The raised horizontal lines on these die-cast covers echo the traditional cylinder fin look, and the wrinkle black finish is a perfect match for the blacked-out primary, cam cover and Finned Headbolt Bridge Kit.

- 1. 25454-01** Derby Cover.
Fits '99-later Evolution™ 1340, '99-later Dyna and Softail and '99-'15 Touring and Trike models (except FLHTCUL, FLHTKL or '07-'15 Touring or Trike models with Narrow-Profile Outer Primary Cover P/N 25700385 or 25700438). Installation on '06-later Dyna, '07-later Softail, '07-'15 Touring and Trike models require separate purchase of Gasket P/N 25416-99C.

- 2. 32677-01** Timer Cover.
Fits '99-later Twin Cam-equipped models.



B. BLACK FIN COLLECTION

C. BLACK DERBY COVERS

Available in your choice of wrinkle black or gloss black finish, these simple Derby Covers add a finishing touch to your blacked-out engine.

Fits '06-later Dyna and '07-later Softail, and '07-'15 Touring and Trike models (except FLHTCUL, FLHTKL or '07-'15 Touring or Trike models equipped with Narrow-Profile Outer Primary P/N 25700385 or 25700438).

- 60713-07** Wrinkle Black.


- 25700020** Gloss Black.

Fits '16-later Touring and Trike, and '15-later FLHTCUL and FLHTKL models. Also fits '07-later Touring and Trike models equipped with Narrow-Profile Outer Primary Cover P/N 25700385 or 25700438.

- 25700477** Gloss Black.
Fits '99-'05 Dyna and '99-'06 Softail and Touring models.

- 60713-99** Wrinkle Black.
Fits '04-later XL models.

- 34790-05** Wrinkle Black.



C. BLACK DERBY COVERS

ENGINE TRIM 575

Engine Covers – Twin Cam

D. NARROW-PROFILE OUTER PRIMARY COVER

Shaped to slim the bike's profile on the left side, this Narrow-Profile Outer Primary Cover clears the way for an easier reach to the ground. The open area provides short-limbed riders a straight leg path to the pavement and simplifies walking the bike into and out of parking spots.

Fits '07-'16 Touring and Trike models. Installation requires separate purchase of narrow derby cover, derby cover gasket and primary gasket. Chrome is Original Equipment on '15-'16 FLHTCUL and FLHTKL and '16 Touring and Trike models.

25700385 Chrome.

25700438 Gloss Black.

Also available (not shown):

DERBY COVERS FOR NARROW OUTER PRIMARY COVER

Required for installation of Narrow-Profile Outer Primary Covers, these custom derby covers allow you to dress your bike in style.

Fits '16-later Touring and Trike, and '15-later FLHTCUL and FLHTKL models. Also fits '07-later Touring and Trike models equipped with Narrow-Profile Outer Primary Cover P/N 25700385 or 25700438.

25700388 Classic Chrome.

25700477 Gloss Black.

25700434 Dark Custom Collection.

25700435 Number One Skull Collection.

25700476 H-D® Motor Co. Collection.

25700505 Airflow Collection.

25700471 Live-To-Ride – Chrome.

25700472 Live-To-Ride – Gold.

25700473 Flames – Chrome.

25700474 Flames – Gold.



D. NARROW-PROFILE OUTER PRIMARY COVER – CHROME
(SHOWN WITH DERBY COVER P/N 25700476)



D. NARROW-PROFILE OUTER PRIMARY COVER – GLOSS BLACK
(SHOWN WITH DERBY COVER P/N 25700477)

Model Family Fitment:

- V-ROD
- SPORTSTER
- DYNA
- SOFTAIL
- TOURING

Not all products are available in all countries – please consult your dealer for details.

576 ENGINE TRIM

Engine Covers – Twin Cam

A. BURST COLLECTION ENGINE COVERS

The Twin Cam engine is the focal point of your motorcycle, so dress it with pride. Burst Collection Engine Covers set the stage for a complete custom look. We start with beautifully polished cast or billet parts that are engineered to fit the bike perfectly. Then we apply a rich “tuxedo black” anodized finish and meticulously machine away the surface to expose the satin aluminum below. Complete the look with gloss black primary and transmission top covers (sold separately). Kits include chrome hardware.

25700249 Cam Cover.
Fits '01-later Dyna®, Softail® and '01-'16 Touring and Trike models (except '01 EFI Touring).

25700251 Rocker Box Covers.
Fits '99-'16 Touring and Trike models. Sold in pairs.

34800012 Transmission Side Cover.
Fits '08-'09 FXDF, '10-later Dyna (except FXDLS), and '07-later Softail (except FLSS, FLSTFBS, FXCW, FXCWC, FXSB and FXSE) and '07-'16 Touring models. Does not fit models equipped with a hydraulic clutch.

34800026 Transmission Side Cover.
Fits '16-later FXDLS and FXSE and '13-'16 Touring and Trike models equipped with hydraulic clutch.

25700250 Derby Cover.
Fits '99-later Evolution™ 1340, '99-later Dyna and Softail and '99-'15 Touring and Trike models (except FLHTCUL, FLHTKL or '07-'15 Touring or Trike models with Narrow-Profile Outer Primary Cover P/N 25700385 or 25700438). Installation on '06-later Dyna, '07-later Softail, '07-'15 Touring and Trike models require separate purchase of Gasket P/N 25416-99C.

25700446 Derby Cover.
Fits '16-later Touring and Trike, and '15-later FLHTCUL and FLHTKL models. Also fits '07-later Touring and Trike models equipped with Narrow-Profile Outer Primary Cover P/N 25700385 or 25700438.

Shown with:

SCREAMIN' EAGLE® PERFORMANCE AIR CLEANER KIT – BURST COLLECTION

Performance and style combined. Designed to complement the Burst Collection, this radical low profile air cleaner features a tuxedo black surround that has been expertly machined to expose the satin aluminum finish below. The billet cover conceals a one-piece cast back plate with integral breather and mounting bracket that promotes smooth air flow into the throttle body. The exposed reverse cone cotton element provides high-volumes of air and the element is washable for maximum efficiency and protection. The complete kit includes Burst Collection trim, backing plate, air cleaner element and all required installation hardware. 50-State U.S. EPA compliant.

29000066
Fits '16-later Softail and '08-'16 Touring and Trike models with Original Equipment 50mm throttle body. Also fits '16-later FXDLS and Softail, '14-later CVO Softail and '14-'16 Touring models equipped with Screamin' Eagle® 58mm Throttle Body. All EFI models require ECM calibration for proper installation. '17-later models require recalibration with Screamin' Eagle Pro Street Tuner* (sold separately).

29400178
Fits '08-later Dyna (except FXDLS), and '08-'15 Softail models (except '14-'15 FLSTNSE, '11-'12 FLSTSE and '13-'14 FXSBSE). All EFI models require ECM calibration for proper installation. '17-later models require recalibration with Screamin' Eagle Pro Street Tuner* (sold separately).



A. BURST COLLECTION ENGINE COVERS



A. BURST COLLECTION ENGINE COVERS

*Not certified for use in the EU

Not all products are available in all countries – please consult your dealer for details.

ENGINE TRIM 577

Engine Covers – Twin Cam



B. TWIN CAM ENGINE COVERS – GLOSS BLACK

B. TWIN CAM ENGINE COVERS – GLOSS BLACK

These engine covers are the perfect start in converting your powertrain to an elegant “tuxedo black” look. Manufactured from Original Equipment components to ensure a perfect fit, these covers are masked and coated with temperature-resistant paint to ensure a long-lasting finish. Complete the look with matching primary covers, rocker housings, rocker covers, cam covers and transmission covers (sold separately).

25700021A Primary Cover.
Fits '06-later Dyna® models with mid-controls.

60876-11A Primary Cover.
Fits '07-later Softail® models. Also fits '06-later FLD and Dyna models equipped with factory forward controls. Will not fit with Accessory Forward Controls.

60886-11A Primary Cover.
Fits '07-'15 Touring and Trike models (except FLHTCUL and FLHTKL).

17707-11 Rocker Box Cover.
Fits '99-later Dyna, '00-later Softail, and '99-'16 Touring and Trike models (2 required).

17709-11 Rocker Box Lower Housing.
Fits '99-later Dyna, '00-later Softail, and '99-'16 Touring and Trike models (2 required).

37198-11 Cam Cover.
Fits '01-later Dyna, Softail and '01-'16 Touring and Trike models (except '01 EFI Touring).

37193-11 Transmission Side Cover.
Fits '06-later Dyna (except FXDLS), and '07-later Softail (except FLSS, FLSTFB, FXCW, FXCWC, FXSB and FXSE), and '07-'16 Touring and Trike models. Does not fit models equipped with a hydraulic clutch.

25700180 Transmission Side Cover.
Fits '13-'16 Touring and Trike models equipped with hydraulic clutch.

37195-11 Transmission Top Cover.
Fits '06-later Dyna and '07-later Softail and '07-'16 Touring and Trike models.

25700020 Derby Cover.
Fits '06-later Dyna and '07-later Softail and '07-'15 Touring and Trike models (except FLHTCUL, FLHTKL or '07-'15 Touring or Trike models equipped with Narrow-Profile Outer Primary Cover P/N 25700385 or 25700438).

25700477 Derby Cover.
Fits '16-later Touring and Trike, and '15-later FLHTCUL and FLHTKL models. Also fits '07-later Touring and Trike models equipped with Narrow-Profile Outer Primary Cover P/N 25700385 or 25700438.

25600074 Timer Cover.
Fits '99-later Twin Cam-equipped models.

NOTE: Removing and installing engine covers may require purchase of new gaskets. See dealer for information.



B. TWIN CAM ENGINE COVERS – GLOSS BLACK

Model Family Fitment:

- V-ROD
- SPORTSTER
- DYNA
- SOFTAIL
- TOURING

Not all products are available in all countries – please consult your dealer for details.

578 ENGINE TRIM

Engine Covers – Twin Cam

A. TWIN CAM ENGINE COVERS – WRINKLE BLACK

These black powder-coated engine covers are the perfect start in converting your powertrain to a striking wrinkle black look. Manufactured from Original Equipment components, these covers are masked and painted on the factory production paint line to ensure a matching wrinkle black or texture black finish and a perfect fit. Complete the "blacked-out" look with matching primary covers, rocker housings, rocker covers, cam covers and transmission covers (sold separately).

60758-06A Primary Cover.

Fits '06-later Dyna® models with mid-controls.

60717-07A Primary Cover.

Fits '07-later Softail® models. Also fits '06-later FLD and Dyna models equipped with factory forward controls.

60706-09A Primary Cover.

Fits '07-'15 Touring and Trike models (except FLHTCUL or FLHTKL).

60715-99B Outer Primary Cover.

Fits '99-'05 Dyna and '99-'06 Softail models.

17620-99 Rocker Box Cover.

Fits '99-later Dyna, '00-later Softail and '99-'16 Touring and Trike models (2 required).

17618-99A Rocker Box Lower Housing.

Fits '99-later Dyna, '00-later Softail and '99-'16 Touring and Trike models (2 required).

25364-01B Cam Cover.

Fits '01-later Dyna, Softail and '01-'16 Touring and Trike models (except '01 EFI Touring).

37135-06 Transmission Side Cover.

Fits '06-later Dyna (except FXDLS), '07-later Softail (except FLSS, FLSTFBS, FXCW, FXCWC, FXSB and FXSE), and '07-'16 Touring and Trike models. Does not fit models equipped with a hydraulic clutch.

37189-99 Transmission Side Cover.

Fits '99-'05 Dyna, '00-'06 Softail and '99-'06 Touring models.

34521-06B Transmission Top Cover.

Fits '06-later Dyna and '07-later Softail, '07-'16 Touring and Trike models.

60713-07 Derby Cover.

Fits '06-later Dyna and '07-later Softail, and '07-'15 Touring and Trike models (except FLHTCUL, FLHTKL or '07-'15 Touring or Trike models equipped with Narrow-Profile Outer Primary Cover P/N 25700385 or 25700438).

60713-99 Derby Cover.

Fits '99-'05 Dyna and '99-'06 Softail and Touring models.

NOTE: Removing and installing engine covers may require purchase of new gaskets. See dealer for information.



A. TWIN CAM ENGINE COVERS – WRINKLE BLACK



A. TWIN CAM ENGINE COVERS – WRINKLE BLACK

ENGINE TRIM 579

Engine Covers – Twin Cam



B. TWIN CAM ENGINE COVERS – CHROME

B. TWIN CAM ENGINE COVERS – CHROME

Dress the engine of your Twin Cam-equipped model in chrome. These chrome-plated components are manufactured to Original Equipment specifications for exact fit and finish.

Outer Primary Covers

60764-06A

Fits '06-later Dyna® models (except models with forward controls).

60782-06A

Fits '07-later Dyna models with forward controls and '07-later Softail® models.

60553-07A

Fits '07-'15 Touring and Trike models (except FLHTKL and FLHTCUL).

25700385 Narrow-Profile

Fits '07-'16 Touring and Trike models. Installation requires separate purchase of narrow derby cover, derby cover gasket and primary gasket. Chrome is Original Equipment on '15-'16 FLHTCUL and FLHTKL and '16 Touring and Trike models.

60543-99B

Fits '99-'05 Dyna and '99-'06 Softail models.

60665-99B

Fits '99-'06 Touring models. Fits '94-'98 Touring models when used with Clutch Cover P/N 60668-99 and Gasket P/N 25416-99C.

Cam Covers

25369-01B

Fits '01-later Dyna and Softail, and '01-'16 Touring and Trike models. (except '01 EFI Touring).

25247-99

Fits '99-'00 Dyna '00 Softail, '99-'00 Touring and '01 EFI Touring models.

Transmission Side Covers

37116-06

Fits '06-later Dyna (except FXDLS), and '07-later Softail (except FLSS, FLSTFBS, FXCW, FXCW, FXSB and FXSE), and '07-'16 Touring and Trike models. Does not fit models equipped with a hydraulic clutch.

37105-99

Fits '99-'05 Dyna, '00-'06 Softail and '99-'06 Touring models.

Transmission Top Covers

34469-06B

Fits '06-later Dyna, '07-later Softail and '07-'16 Touring and Trike models.

34469-01

Fits '01-'05 Dyna models.

34469-99B

Fits '99-'00 Dyna models.

34541-00

Fits '00-'06 Softail and '01-'06 Touring models.

Rocker and Tappet Covers

Fits '99-later Dyna, '00-later Softail and '99-'16 Touring and Trike models.

17572-99

Rocker Cover.

17573-99A

Lower Rocker Housing.

17964-99

Tappet Cover, Front.

17966-99

Tappet Cover, Rear.



B. TWIN CAM ENGINE COVERS – CHROME

Model Family Fitment:

■ V-ROD

■ SPORTSTER

■ DYNA

■ SOFTAIL

■ TOURING

Not all products are available in all countries – please consult your dealer for details.

580 ENGINE TRIM

Engine Covers – Twin Cam & EVO

A. CHROME ENGINE KIT – TWIN CAM

Upgrade your silver polished motor to the brilliance of chrome. Kit includes the rocker housing and rocker cover, tappet cover, outer primary, derby cover, cam cover, transmission top and side cover and all necessary gaskets.

16327-06B

Fits '06-later Dyna® (except FXDLS) models with mid-controls. Stock on FXDC, FXDFSE and FXDL models.

16327-01A

Fits '01-'05 Dyna models.

16318-07B

Fits '07-later Softail® models (except FLSS, FLSTFBS, FXCW, FXCWC, FXSB, FXSBSE and FXSE). Also fits '06-later FLD and Dyna models equipped with factory forward controls.

16326-07B

Fits '07-'15 Touring and Trike models. Does not fit models equipped with a hydraulic clutch.

16326-02

Fits '01-'06 Electra Glide® Standard models.



A. CHROME ENGINE KIT – TWIN CAM (16327-06B SHOWN)

B. EVOLUTION™ 1340 ENGINE COVERS – CHROME

Crankcase Gear Covers

25256-93A

Fits '93-'99 Evolution 1340-equipped models.

25268-84A

Fits '84-'92 Evolution 1340-equipped models (4-speed and 5-speed).

Outer Primary Covers

60543-95 Fits '95 Dyna and Softail models.

Inspection Covers – with Shifter Hole

60529-90A

Fits '91-'05 Dyna models (except FXDWG).

Inspection Covers – without Shifter Hole

60572-86

Fits '93-'05 FXDWG and '86-'06 FLST, FXST and FXSTS models.

60670-85A Fits '85-'06 FLT models.

Outer Rocker Cover

Sold as separate pieces. Order two per vehicle.

17528-92

Fits '92-'99 Evolution 1340-equipped models.

Rocker Cover Spacer

Sold as separate pieces. Order two per vehicle.

17529-92

Fits '92-'99 Evolution 1340-equipped models.

Lower Rocker Cover

Sold as separate pieces. Order two per vehicle.

17530-92


Fits '92-'99 Evolution 1340-equipped models.



B. EVOLUTION 1340 ENGINE COVERS – CHROME

ENGINE TRIM 581

Engine Covers – Twin Cam



**C. INNER PRIMARY COVER – CHROME
(TOURING SHOWN)**

C. INNER PRIMARY COVER – CHROME

Because all components in this cover are exactly like the Original Equipment part, you can be sure this cover will match your outer cover, right down to the high-quality chrome-plating. It completes the look of your powertrain without the hassle of troublesome exchange programs. This cover includes all bearings, dowel pins and seals already installed, to ensure Harley-Davidson® quality. Requires separate purchase of model-specific Primary Cover Gasket and O-Ring.

60792-06C

Fits '06-later FXDWG, '07-'08 FXDSE, '09-'10 FXDFSE and '07-later Softail® models (except FXCW, FXCWC, FXSB, FXSBSE, FXSE and FXSTSSE). Also fits '08-later FLD and FXDF models with Forward Foot Controls.

60815-08A

Fits '08-later FXCW, FXCWC, FXSB, FXSBSE, FXSE and '09 FXSTSSE models.

60639-00

Fits '94-'06 Softail models.

60739-07

Fits '07-'16 Touring and Trike models.

60739-01

Fits '01-'06 Touring models.

D. GASKET KIT FOR BLACK INNER PRIMARY

It's the details that count. This gasket kit eliminates the silver shadow line you see between the engine and primary. It's the perfect finishing touch any time the primary has been removed for engine service or during the installation of other accessories. Comprehensive kit contains all gaskets and hardware required to reinstall the primary.

25700337

Fits '06-later Dyna®, '07-later Softail, and '07-'16 Touring and Trike models.



60815-08A

60739-01

60792-06C

C. INNER PRIMARY COVER – CHROME



D. GASKET KIT FOR BLACK INNER PRIMARY – BEFORE



D. GASKET KIT FOR BLACK INNER PRIMARY – AFTER



D. GASKET KIT FOR BLACK INNER PRIMARY

Model Family Fitment:

- V-ROD
- SPORTSTER
- DYNA
- SOFTAIL
- TOURING

Not all products are available in all countries – please consult your dealer for details.

582 ENGINE TRIM

Engine Covers – Twin Cam

A. INNER PRIMARY COVER TRIM – CHROME

Get the look of a chrome inner primary cover without tearing apart the drive train. Designed to wrap the top surface of the painted inner primary cover, this mirror chrome die-cast shell provides a beefy finished look to the engine cases. Easy to install, the cover is secured with the outer primary hardware, and held in place at four points for quiet operation. Kit includes required mounting hardware. For a complete custom look, consider adding a Chrome Cylinder Base Cover and Classic Chrome Socket Head Screw Covers (sold separately).

60868-10

Fits '07-later Softail® models (except FLSTSC, FXCW, FXCWC, FXSB, FXSBSE and FXSE). Fits with Original Equipment shift linkage and Polished Shift Linkage P/N 33814-98A.

60885-10

Fits '09-'16 Touring and Trike models. Also fits with Chrome Starter Cover P/N 66477-10.

B. CYLINDER BASE COVER – SMOOTH

Add a finished chrome look to the left side of your Twin Cam engine. This easy-to-install kit includes all necessary mounting hardware.

32042-07

Fits '07-later Softail models (except FLSS and FLSTFBS). Will not fit CVO models and models equipped with 110 cubic inch engines.

32077-07

Fits '06-later Dyna® (except FXDLS) and '07-'16 Touring and Trike models. Will not fit CVO models and models equipped with 110 cubic inch engines.

C. CYLINDER BASE COVER – RIBBED


Add a finished chrome look to the left side of your Twin Cam engine with this stylish chrome die-cast cover. Easy installation with included hardware. (Shift linkage removed for photo.)

32753-01

Fits '99-'05 Dyna with forward controls, '00-'06 Softail and '99-'06 Touring. Will not fit with Engine Transmission Top Covers P/N 66505-00, 66510-00 and 66513-00.




A. INNER PRIMARY COVER TRIM – CHROME
(TOURING AND TRIKE SHOWN)



A. INNER PRIMARY COVER TRIM – CHROME



B. CYLINDER BASE COVER – SMOOTH



C. CYLINDER BASE COVER – RIBBED

ENGINE TRIM 583

Engine Covers – Twin Cam



D. ENGINE/TRANSMISSION INTERFACE COVER



D. ENGINE/TRANSMISSION INTERFACE COVER

Featuring a ribbed design for sharp surface contrasts, this chrome Engine/Transmission Interface Cover provides a custom option to conceal the space between the cam cover and the transmission. The cover stretches from the gearcase cover to the rear of the transmission, and frames the transmission side cover with a band of chrome for a complete custom look. Kit includes all necessary mounting hardware.

66543-08

Fits '07-later Softail® models (except FLSS, FLSTFBS, FLSTNSE, FLSTSC, FXCW, FXCWC, FXSB, FXSBE and FXSE). Does not fit models equipped with hydraulic clutch.

E. CAST ENGINE/TRANSMISSION INTERFACE COVER

Bridge the space between the cam cover and the transmission in style. The cast and chrome-plated cover conceals the space between the transmission and gearcase cover, bringing a unified look to the right side of your Touring bike. Kit includes all necessary mounting hardware.

66530-03

Fits '02-'06 Touring models. Will not fit with Lifter Block Cover P/N 18248-99, models equipped with hydraulic clutch or Screamin' Eagle® Six Speed Transmission.

F. LIFTER BLOCK COVER

Unlike other lifter block covers on the market, this chrome-plated cover features a design that helps hide the mounting hardware. With an embossed Bar & Shield® logo, this kit cleans up the lifter block area and extends chrome from the gearcase cover to the lifter tubes. Includes all mounting hardware and installation tools.

18278-06

Fits '06-later Dyna® and '07-'16 Touring and Trike models.

18262-00

Fits '00-later Twin Cam Softail models. (Will not fit with Engine/Transmission Interface Top Cover P/N 66510-00.)

G. TAPPET BLOCK ACCENT

Shaped to fill the gap between the tappet blocks, this unique cover adds a splash of chrome to the profile of your engine. The die-cast cover is polished and chrome-plated to a mirror finish. Easy to install.

61400002

Fits '99-later Twin Cam-equipped models. Does not fit with Lifter Block Covers P/N 18248-99, 18278-06 and 18262-00 or Billet Lifter Cover P/N 18088-02.

H. OIL FILLER SPOUT – CHROME

Add more chrome to the side of your transmission with this chrome-plated version of the stock oil filler spout. Made from the Original Equipment component to ensure product quality and fitment. Kit includes new replacement gasket and chrome hardware.

62470-02

Fits '99-'06 FLHR, FLHT and FLTR models. Also fits '93-'98 Evolution™ 1340-equipped models without Oil Temperature Dipstick with Lighted LCD Readout P/N 62936-00B.

I. OIL VENT LINE – CHROME

Add a final detail to your Touring model with this Chrome Oil Vent Line, constructed from steel tubing that's polished and chrome-plated for a brilliant finish. Kit includes polished and chrome-plated compression fittings, and installs easily for a custom look.

33111-02

Fits '02-'06 Touring models. Also fits '99-'06 Touring models equipped with Oil Filler Spout P/N 62470-02, 62453-02 or 62454-02A.



E. CAST ENGINE/TRANSMISSION INTERFACE COVER



F. LIFTER BLOCK COVER



G. TAPPET BLOCK ACCENT



H. OIL FILLER SPOUT – CHROME



I. OIL VENT LINE – CHROME

Model Family Fitment:

V-ROD
 SPORTSTER
 DYNA

 SOFTAIL
 TOURING

Not all products are available in all countries – please consult your dealer for details.

584 ENGINE TRIM

Engine Covers – Twin Cam

A. BILLET FRONT ENGINE MOUNT BRACKET

A must-have for any chrome connoisseur, this chrome-plated Front Engine Mount Bracket will set your custom apart from the rest. The chrome bracket is machined from premium 6061-T6 aluminum, and is a direct bolt-on replacement for the Original Equipment bracket. Can be used with the stock stabilizer link, or dressed up with the optional chrome Front Engine Mount Stabilizer Link P/N 16213-10. Kit includes chrome mounting hardware.

16205-10

Fits '08-'16 Touring models.

B. FRONT ENGINE MOUNT STABILIZER LINK

Add a custom style to the front end with this brilliant chrome-plated Engine Mount Stabilizer Link. This custom heim joint assembly complements the chrome Billet Front Engine Mount Bracket P/N 16205-10. Kit includes chrome mounting hardware.

16213-10

Fits '09-later Touring and Trike models.

C. FRONT ENGINE MOUNT COMPONENTS – BLACK

Perfect for installation on a blacked-out engine, these black engine mount components replace the factory silver-finished parts and blend these functional items into the background. Manufactured from Original Equipment components for perfect fit and proven reliability.

16400056 Front Engine Mount Bracket.

Fits '08-'16 Touring models.

16400055 Front Tie Link.

Fits '09-later Touring models.



A. BILLET FRONT ENGINE MOUNT BRACKET



B. FRONT ENGINE MOUNT STABILIZER LINK



C. FRONT ENGINE MOUNT COMPONENTS – BLACK

Not all products are available in all countries – please consult your dealer for details.

ENGINE TRIM 585

Engine Covers – Twin Cam



D. PUSHROD COVER KIT – GLOSS BLACK

D. PUSHROD COVER KIT – GLOSS BLACK

Complete the Dark Custom look. These covers replace existing chrome covers to give your bike a blacked-out appearance down to the smallest detail. Pushrod covers are finished in gloss black and the kit includes the four bottom cover tubes and the four upper clips. Installation retains the Original Equipment chrome short center tube to create a high-contrast accent. Cover Kit can be installed on engines already equipped with Adjustable Pushrods or can be installed by removing rocker box covers, rocker arms and non-adjustable pushrods. Consult your dealer or service manual for installation.

17900033 Covers Only.

Fits '99-later Twin Cam-equipped models. Requires prior installation of Adjustable Pushrods or removal of rocker box covers, rocker arms and fixed-length pushrods.

E. PUSHROD TUBE COLLARS – GLOSS BLACK

Manufactured from Original Equipment components for perfect fit and function, these Pushrod Collars complete your Twin Cam engine's conversion to the total blacked-out look. Covers replace the chrome-finished factory covers, and fit with stock or Screamin' Eagle® Quick-Install Pushrods.

17900076

Fits '84-'00 Evolution™ 1340 and '99-later Twin Cam-equipped models. Installation requires use of Adjustable Pushrods or removal of rocker box covers, rocker arms and fixed-length pushrods.

F. TAPPET COVERS – BLACK

Complete your Twin Cam engine's conversion to a total blacked-out look. These textured black tappet blocks replace the stock bright-finished components for a sinister appearance, and are manufactured from Original Equipment components for perfect fit and function.

25700653

Fits '99-later Twin Cam-equipped models. Sold in pairs.

G. STARTER MOTOR END COVER – GLOSS BLACK

It's the details that make the complete custom bike. This gloss black round starter end cover replaces the factory-installed chrome cover and is the ideal finishing touch for converting your powertrain to an elegant "tuxedo black" look. Manufactured from Original Equipment components to ensure a perfect fit, this cover is coated with temperature-resistant finish to ensure a long-lasting finish.

31400092

Fits '08-'16 Touring and Trike models.



E. PUSHROD TUBE COLLARS – GLOSS BLACK



F. TAPPET COVERS – BLACK



**G. STARTER MOTOR END COVER – GLOSS BLACK
(SHOWN WITH SPEED CHECK TRANSMISSION DIPSTICK)**

Model Family Fitment:

V-ROD
 SPORTSTER
 DYNA
 SOFTAIL
 TOURING

Not all products are available in all countries – please consult your dealer for details.

586 ENGINE TRIM

Engine Covers – Twin Cam

A. WATER PUMP COVER – CHROME

Dress the Twin-Cooled™ Touring model's Water Pump Cover in style. This Chrome Water Pump is designed to hug the contours of the water pump, and conceals many of the coolant lines and fittings for a custom look. A direct replacement for the Original Equipment black plastic cover, this kit can be installed in minutes.

61400225

Fits '14-'16 FLHTCU, FLHTCUL, FLHTK, FLHTKL, FLHTKSE, FLTRU, FLTRUSE and FLHTCUTG models equipped with Twin-Cooled engines.



A. WATER PUMP COVER – CHROME

B. EFI INTAKE MANIFOLD COVER

Add a finishing touch to your Original Equipment or custom air cleaner. This mirror-polished chrome cover conceals the sensors, plugs and wires on the intake manifold, and adds a splash of chrome below the fuel tank.

27483-07A

Fits '04-later Dyna®, '01-later Softail® and '02-'07 Touring models with Electronic Fuel Injection. Does not fit HDI models.



B. EFI INTAKE MANIFOLD COVER

C. STARTER COVER – CHROME

With the under-chassis exhaust crossover on the late model Touring bikes, the painted starter motor is now easily seen from both sides of the bike. This brilliantly chrome-plated cover conceals the starter motor and starter solenoid for a clean, custom look. Easy to install, this kit includes all required mounting hardware.

66477-10

Fits '09-'16 Touring and Trike models (except CVO and models with High Output Starter P/N 31621-06A or 31619-06A).



C. STARTER COVER – CHROME

D. HARLEY-DAVIDSON® GENUINE HIGH PERFORMANCE 1.4KW STARTER

This starter offers both great styling and increased performance, providing 15% greater torque than the stock replacement starter. Engineered and tested by Harley-Davidson from the ground up, this starter offers unparalleled reliability and durability. No special battery or battery cable requirements.

Fits '06-later Dyna (except ABS equipped models) and '07-later Softail and '07-'16 Touring and Trike models.

31619-06A Black Finish.

31621-06A Chrome Finish.

Fits '99-'00 FXR, '94-'05 Dyna and '94-'06 Softail and Touring models.

31335-03A Black Finish.

31559-99A Chrome Finish.



D. HARLEY-DAVIDSON GENUINE HIGH PERFORMANCE 1.4KW STARTER – CHROME

E. STARTER SOLENOID COVER KIT – CHROME

Add chrome to an often overlooked area with this cover, featuring the same high-quality, bright finish used on most of our accessories.

31783-00

Fits '94-later models (except '02-later VRSC™, '15-later XG and '17-later Touring and Trike models).



E. STARTER SOLENOID COVER KIT – CHROME

ENGINE TRIM 587

Engine Covers – Twin Cam



F. VOLTAGE REGULATOR COVER – CHROME



G. VOLTAGE REGULATOR COVER – CHROME

F. VOLTAGE REGULATOR COVER – CHROME

Designed for up-front style, the open face and floating Bar & Shield® logo on this chrome cover provide good looks without compromising air flow across the voltage regulator. Kit includes chrome-plated mounting hardware.

74667-06 Fits '06-'11 Dyna® models.

G. VOLTAGE REGULATOR COVER – CHROME

With a look that creates its own electricity, this chrome-plated cover features an embossed Bar & Shield logo and an open-center grill that allows air to flow right through for regulator cooling. Designed for easy installation. Chrome mounting hardware included.

74597-01

Fits '01-later Softail® models (except FXSE). Will fit models equipped with Bullet Front Spoiler P/N 57039-XX. Will not fit with other Softail front spoilers.

H. VOLTAGE REGULATOR COVER – CHROME

This chrome-plated steel cover features an open-faced design to allow airflow through the voltage regulator. Chrome-plated mounting hardware included.

74538-09

Fits '09-'13 Touring (except models with oil coolers). Will not fit models equipped with a sidecar.

74543-00

Fits '97-'08 Electra Glide®, Road Glide® and Road King® (except models with oil coolers). Will not fit '07-later models equipped with a sidecar.



**H. VOLTAGE REGULATOR COVER – CHROME
('09-'13 MODELS SHOWN)**



**H. VOLTAGE REGULATOR COVER – CHROME
('97-'08 MODELS SHOWN)**

I. VOLTAGE REGULATOR – CHROME

Original Equipment voltage regulators with a sparkling triple-plated chrome finish. Hand-buffed, then copper-, nickel- and chrome-plated, these brilliant chrome-plated regulators are the perfect highlight for any Harley-Davidson® motorcycle.

74567-11 Fits '11-later Softail models.

74610-08 Fits '08-'10 Softail models.

74610-01 Fits '01-'06 Softail models.

74537-93A

Fits '89-'95 1340 models, '96-'98 Dyna, '96-'99 Softail and '96 FLHR, FLHT and FLT (except fuel injected) models.

74622-09

Fits '09-'16 Touring and Trike models (except '14-later FLHRSE and FLHTKSE and '15-later FLHXSE and FLTRUSE).

74622-06 Fits '06-'08 Touring models.

74622-04 Fits '04-'05 Touring models.

74537-93A

Fits '89-'95 1340 models, '96-'98 Dyna, '96-'99 Softail and '96 FLHR, FLHT and FLT (except fuel injected) models.



**I. VOLTAGE REGULATOR – CHROME
SOFTAIL**



**I. VOLTAGE REGULATOR – CHROME
TOURING**

Model Family Fitment:

V-ROD
 SPORTSTER
 DYNA

 SOFTAIL
 TOURING

Not all products are available in all countries – please consult your dealer for details.

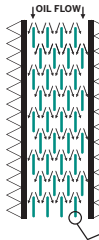
588 ENGINE TRIM

Oil Coolers – Twin Cam

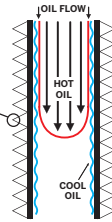
PREMIUM OIL COOLER KITS

This oil cooler was designed specifically for Harley-Davidson® to out-perform all other coolers in the industry. The cooler features a unique "Turbulator" system that evenly distributes oil across the cooling chambers. The air fins are designed to efficiently dissipate heat. The oil cooler has been designed to simplify installation and enhance performance. The large heat exchanger provides excellent cooling efficiency. The kit features a one-piece adapter plate with integrated thermostat that allows oil lines to connect to the oil filter bracket. Thermostat activates at 185°F (85°C). Kit comes complete with mounting hardware and precut oil lines.

Inside View of Premium Oil Cooler with Turbulators



Inside View of Conventional Oil Cooler without Turbulators



Turbulators disperse and mix oil inside cooler to provide more efficient cooling capabilities. The cooler oil is not allowed to remain along the boundaries of the flow tube as in conventional coolers.

Coolers without the Turbulator system allow oil to flow only in a straight path. Oil does not mix and the cooler oil remains along the outer boundaries, while the hotter oil remains along the center path of flow. Without the mixing effects of the Turbulators, the conventional oil cooler provides less efficient cooling capabilities.

A. PREMIUM OIL COOLER KIT – DYNA® MODELS

26151-07B Horizontal Mount.
Fits '06-later Dyna models (except FLD, FXDSE, FXDFSE and FXDLS). Does not fit with Front Spoiler Kits or DEFINITIVE5™ Filtration System Kits. Fits with all H-D® Engine Guards. Includes chrome oil cooler cover.

62700017A Side Mount.
Fits '07-later Dyna models (except FXDLS). Fits with all H-D Engine Guards. Includes gloss black Oil Cooler Cover.

B. PREMIUM OIL COOLER KIT – SOFTAIL® MODELS

26157-07A Center Mount.
Fits '13-later FXSBSE with or without ABS and '00-later Softail models (except FXSB) without ABS. Does not fit '11 FXCWC. '08-'10 FXCW and FXCWC models require separate purchase of Horn Relocation Kit for Oil Cooler P/N 69015-08. Does not fit with Softail Front Spoiler Kits, or DEFINITIVE5 Filtration System Kits. Fits with all H-D Engine Guards. Includes Chrome Oil Cooler Cover.

26157-11A Side Mount.
Fits '11-later Softail models. Fits with all H-D Engine Guards. Kit includes Gloss Black Oil Cooler Cover.

Also available:

HORN RELOCATION KIT
Required when installing Oil Cooler Kit P/N 26157-07 on FXCW and FXCWC models.

69015-08
Fits '08-'10 FXCW and FXCWC models equipped with Oil Cooler Kit P/N 26157-07.

Model Family Fitment:

- V-ROD
- SPORTSTER
- DYNA
- SOFTAIL
- TOURING

Not all products are available in all countries – please consult your dealer for details.



A. PREMIUM OIL COOLER KIT – DYNA HORIZONTAL MOUNT



A. PREMIUM OIL COOLER KIT – DYNA SIDE MOUNT



B. PREMIUM OIL COOLER KIT – '00-LATER SOFTAIL WITHOUT ABS CENTER MOUNT

B. PREMIUM OIL COOLER KIT – '11-LATER SOFTAIL WITH ABS SIDE MOUNT

ENGINE TRIM 589

Oil Coolers & Dipsticks – Twin Cam



C. PREMIUM OIL COOLER KIT – '09-'10 TOURING



C. PREMIUM OIL COOLER KIT – TOURING MODELS

26155-09A Horizontal Mount.
Fits '09-'10 Touring models. Does not fit with Voltage Regulator Cover P/N 74538-09, DEFINITIVE5™ Filtration System Kit or models equipped with a sidecar.

26155-07A Horizontal Mount.
Fits '07-'08 Touring models. Stock on '07-'08 FLHTCUSE. Does not fit with Chrome Display Stand P/N 99002-97A, Voltage Regulator Cover P/N 74538-09, DEFINITIVE5 Filtration System Kit or models equipped with a sidecar.

26082-05C Horizontal Mount.
Fits '99-'06 Touring models. Does not fit with Chrome Display Stand P/N 99002-97A, Voltage Regulator Cover P/N 74538-09, DEFINITIVE5 Filtration System Kit or models equipped with a sidecar.

D. OIL COOLER COVER KIT – CHROME

Dress the Touring Oil Cooler in style. This Chrome Oil Cooler Cover is designed to hug the contours of the cooler body while allowing complete airflow across the surface. Includes required mounting hardware.

63121-11A
Fits '99-'16 Touring and Trike models (except models equipped with Twin-Cooled™ engines).

25700007
Fits '09-'10 Touring and Trike models.

E. OIL LEVEL AND TEMPERATURE DIPSTICK WITH LIGHTED LCD READOUT

New and improved capacitive level sensing technology provides the highest degree of accuracy and durability. Now available in chrome and black, these dipsticks allow you to check your oil level and oil temperature with the push of a button. Add function and style by replacing your stock dipstick with this hard working version. No more grabbing a rag to pull your hot dipstick. No more oil drips on your pipes and on the garage floor. Simply push the button and this dipstick lights up with a brilliant backlight. Oil level is indicated by a four-segment readout – it even reminds you to check your oil when it is hot. The waterproof LCD (liquid crystal display) readout operates on long-lasting, replaceable lithium coin-type battery (P/N 91800066). Display features a low battery indicator and press-and-hold feature to toggle between Fahrenheit and Celsius.

Fits '07-'16 Touring models (except models equipped with a sidecar). Will not fit Touring models equipped with Engine/Transmission Interface Cover P/N 66532-07.

63004-09A Chrome.

63030-09A Gloss Black.

Fits '09-'16 Trike models. Also fits '09-'16 Touring models equipped with a sidecar.

62700005A Chrome.

Fits '02-'06 Touring models (except models equipped with a sidecar). Also fits '99-'01 Touring models equipped with Chrome Oil Filler Spout P/N 62470-02, 62453-02 or 62454-02A.

62946-09A Chrome.

Fits '00-later Softail® models (except FXCW, FXCWC, FXSB, FXSBSE, FXSE and '09 FXSTSSE).

62955-09A Chrome.

Fits '08-later FXCW, FXCWC, FXSB, FXSBSE, FXSE and '09 FXSTSSE models.

63002-09A Chrome.

Fits '06-later Dyna® models (except FLD).

63065-09A Gloss Black.

Also available:

LCD Dipstick Battery and Seal Kit
Kit includes CR2032 3V Lithium replacement battery and waterproof seal kit.

91800066



D. OIL COOLER COVER KIT – CHROME '09-'10 TOURING



D. OIL COOLER COVER KIT – CHROME '11-'16 LATER TOURING



E. OIL LEVEL AND TEMPERATURE DIPSTICK – CHROME (DYNA SHOWN)



E. OIL LEVEL AND TEMPERATURE DIPSTICK – GLOSS BLACK (SOFTAIL SHOWN)

590 ENGINE TRIM

Oil Level Dipsticks

A. OIL TEMPERATURE DIPSTICK WITH LIGHTED LCD READOUT

Add function and style by replacing your stock dipstick with this hardworking version, which includes a beautiful chrome cap and LCD (liquid crystal display) oil temperature readout. The readout is push-button operated with an automatic shut-off after five seconds and operates within plus or minus one degree. Fahrenheit or Celsius can be changed with a simple push button operation. The readout is displayed with a rare blue light background for easier operation at night. All LCD dipsticks now incorporate an updated and more heat resistant LCD electronic unit. Twin Cam LCD dipsticks also include an improved twist and pull cam-lock removal feature. Designed to be waterproof with replaceable lithium battery.

62938-00E Fits '99-'05 Dyna® models.

66000107 CR2032 3V Lithium Replacement Battery.



A. OIL TEMPERATURE DIPSTICK WITH LIGHTED LCD READOUT



B. CHROME OIL DIPSTICK – '99-'06 TOURING

B. CHROME OIL DIPSTICK

Easy-to-install chrome-plated oil dipstick adds a finishing touch and shows your attention to detail.

62858-99 Fits '99-'06 Touring models.

62692-07 Fits '06-later Dyna models.



B. OIL DIPSTICK – '06-LATER DYNA

C. OIL DIPSTICK WITH TEMPERATURE GAUGE

Replace your Original Equipment oil dipstick with this custom-styled version featuring an easy-to-see mechanical temperature readout with Harley-Davidson® logo. A chrome-plated cap completes the styling and provides an easy grip for removal.

62896-00B

Fits '00-later Softail® models (except FXCW, FXCWC, FXSB, FXSBSE, FXSE and '09 FXSTSSE).

62668-87TA Fits '84-'99 Softail models.



C. OIL DIPSTICK WITH TEMPERATURE GAUGE

D. SPEED-CHECK TRANSMISSION DIPSTICK

This decorative and functional dipstick is hand-operated, eliminating the need for a wrench. It has a Bar & Shield® logo and is easy to install.

37103-08

Fits '06-later Dyna (except models with ABS), '07-later Softail, and '07-'16 Touring and Trike models. Will not fit Touring models equipped with Engine/Transmission Interface Cover P/N 66532-07.

37123-98A

Fits '87-'99 Evolution™ 1340-equipped models, '99-'05 Dyna, '00-'06 Softail and '99-'06 Touring. (Does not fit with Oil Pump Cover P/N 66394-93 and 66088-96, Interface Cover P/N 66508-00, or models equipped with hydraulic clutch.)



D. SPEED-CHECK TRANSMISSION DIPSTICK – (37103-08 SHOWN)

Model Family Fitment:

V-ROD
 SPORTSTER
 DYNA

 SOFTAIL
 TOURING

Not all products are available in all countries – please consult your dealer for details.

ENGINE TRIM 591

Oil Level Dipsticks & Fuel Lines



E. SPEED CHECK TRANSMISSION DIPSTICK – GLOSS BLACK



E. SPEED CHECK TRANSMISSION DIPSTICK – GLOSS BLACK

This decorative and functional dipstick is hand-operated, eliminating the need for a wrench. Finished in an elegant gloss-black to complete the Dark Custom transition.

62700192

Fits '06-later Dyna® (except models with ABS), '07-later Softail®, and '07-'16 Touring and Trike models. Will not fit Touring models equipped with Engine/Transmission Interface Cover P/N 66532-07.

F. CLUTCH CABLE CONNECTOR COVER

Add the finishing touch to your transmission. This chrome-plated die-cast cover conceals the clutch cable connector as it enters the primary cover. The two-piece grooved and tapered cover is easy to install, and includes chrome-plated mounting hardware.

38636-07

Fits '06-later Dyna, '07-later Softail, and '07-'16 Touring and Trike models equipped with cable operated clutch. Does not fit models with hydraulic clutch. Does not fit with braided or Diamondback clutch cables.

G. FUEL TANK FITTING COVER

This classic chrome styled two piece die-cast cover conceals the EFI fuel line fitting below the tank. Easy to install, the kit includes chrome-plated hardware and hex key wrench.

62809-06

Fits '04-'07 fuel injected Dyna, '02-later fuel injected Softail and '03-later fuel injected Touring and Trike models.

H. BRAIDED STAINLESS STEEL EFI FUEL LINE

Add a finishing touch to the fuel-injected Dyna with this Braided Stainless Steel Fuel Line. Complete replacement line includes pre-installed fuel tank and EFI module connectors.

63020-04

Fits '04-'05 EFI Dyna models.

I. BRAIDED STAINLESS STEEL FUEL CROSSOVER LINE

A beautifully Braided Stainless Steel Fuel Line accented with highly polished chrome fittings for your front fuel tank crossover. Innovative fittings are designed to eliminate unsightly hose clamps.

63698-02 Fits '97-'07 Touring models.

63692-00A

Fits '00-later Softail models (except FXCW, FXCWC and FXSTD).

J. ENRICHENER/CHOKE KNOB COVER

A subtle chrome touch that can make all the difference, this cover features the Bar & Shield® logo and can be installed in minutes.

29431-97 Fits '86-'06 carbureted models.

K. CV CARBURETOR TOP COVER – BAR & SHIELD

Die-cast and chrome-plated cover with chrome-plated mounting hardware.

27040-88T

Fits '88-'06 XL, '90-'00 Evolution™ 1340 and '99-'06 Twin Cam-equipped models with CV carburetors. Works with Screamin' Eagle® 44mm CV Carburetor Kit P/N 27934-99. (Does not fit fuel injected models.)



F. CLUTCH CABLE CONNECTOR COVER



G. FUEL TANK FITTING COVER



H. BRAIDED STAINLESS STEEL EFI FUEL LINE



I. BRAIDED STAINLESS STEEL FUEL CROSSOVER LINE



J. ENRICHENER/CHOKE KNOB COVER



K. CV CARBURETOR TOP COVER – BAR & SHIELD

Not all products are available in all countries – please consult your dealer for details.

592 ENGINE TRIM

Cylinder Head Covers

A. FINNED HEADBOLT BRIDGE


This exclusive aluminum Finned Headbolt Bridge covers both headbolts and the spark plug, filling out your cylinder fins all the way to the rocker box. Featuring an engraved Bar & Shield® emblem, the bridge is easy to install with unique headbolt mounts. All necessary mounting hardware included. Sold in pairs.

43859-00 Black Highlighted.

Fits '99-later Twin Cam-equipped models with electronic fuel injection and '00-later FXSTD models.

61400148 CVO Granite Highlighted.

Fits '99-later Twin Cam-equipped models with electronic fuel injection and '00-later FXSTD models.



A. FINNED HEADBOLT BRIDGE – BLACK HIGHLIGHTED

B. HEADBOLT BRIDGE – CHROME

This exclusive Headbolt Bridge covers both the headbolts and spark plug with a splash of chrome and an engraved Bar & Shield emblem. Easy to install with unique headbolt mounts. Kit includes all necessary mounting hardware. Sold in pairs.

43858-00

Fits '99-later Twin Cam-equipped models. (Will not fit with Screamin' Eagle® heads or 110CI or 117CI engines.)

C. SPARK PLUG/HEADBOLT COVER – CHROME

Quickly add a chrome accent from the headbolt covers to the spark plug. Installs in seconds without tools.

43835-98


Fits '84-'99 Evolution™ 1340-equipped models and '85-'03 XL models. (Does not fit Screamin' Eagle Evolution Heads.)



A. FINNED HEADBOLT BRIDGE – CVO GRANITE HIGHLIGHTED



B. HEADBOLT BRIDGE – CHROME



C. SPARK PLUG/HEADBOLT COVER – CHROME

ENGINE TRIM 593

Cylinder Head Covers



D. CLASSIC CHROME SPARK PLUG COVER



E. H-D MOTOR CO. LOGO SPARK PLUG COVER

D. CLASSIC CHROME SPARK PLUG COVER

Quickly slips over spark plug for a secure fit.

32747-99

Fits '99-later Twin Cam-equipped models.

E. H-D® MOTOR CO. LOGO SPARK PLUG COVER

Quickly slips over spark plugs for a secure fit.

32745-99

Fits '99-later Twin Cam-equipped models.

F. HEADBOLT COVERS

Precision-machined of high-quality aluminum and manufactured in the U.S.A. Hand-polished and chrome-plated. Available in a variety of styles to match your customizing direction, these kits include 4 easy-to-install headbolt covers, set screws and an Allen® wrench for easy installation.

Fits '86-later XL, '08-'13 XR, '85-'99 Evolution™ 1340 and '99-later Twin Cam models (except FXDLS and FXSE).

43822-01 Chrome.

43896-99 Gloss Black.

43911-95 Chrome Bar & Shield® Logo.

43884-96 Chrome H-D Motor Co. Logo

G. CLASSIC CHROME ROCKER BOX BOLT COVERS

Matching the styling of our classic chrome headbolt covers, these chrome-plated Rocker Box Bolt Covers add chrome to your engine. Easy to install, the covers are held in place by a spring steel clip. Sold in packages of four.

43868-99

Fits '99-later Twin Cam-equipped models.

43943-01

Fits '87-later XL, '08-'13 XR and '84-'99 Evolution 1340 models.



F. HEADBOLT COVERS – CHROME



F. HEADBOLT COVERS – GLOSS BLACK



F. HEADBOLT COVERS – CHROME BAR & SHIELD LOGO



F. HEADBOLT COVERS – CHROME H-D MOTOR CO.



G. CLASSIC CHROME ROCKER BOX BOLT COVERS



Model Family Fitment:

■ V-ROD

■ SPORTSTER

■ DYNA

■ SOFTAIL

■ TOURING

Not all products are available in all countries – please consult your dealer for details.

594 ENGINE TRIM

Hardware Covers

A. CLASSIC COVERS KIT

Customize your bike down to the last detail. These hardware Cover Kits include the chrome-plated ABS caps and plugs in the sizes and styles required to dress the viewable hardware on the motorcycle. Classic Covers are available as complete Bike Kits with the covers for both engine and chassis hardware, or as engine-only kits to dress the Twin Cam or XL engine. The kits are easy to install, with no tools required.


94947-07 Bike Kit.
Fits '99-later Dyna® models.

94923-09 Bike Kit.
Fits '09-later Softail® models (except FLS, FLSS, FLSTSB, FXCW, FXCWC and FXSE).

94948-07 Bike Kit.
Fits '00-'08 Softail models.

94924-09 Bike Kit.
Fits '09-'16 Touring and Trike models.

94943-07 Engine Kit.
Fits Twin Cam-equipped models.



A. CLASSIC COVERS KIT



Typical Classic Covers Kit Contents

| Intended Fastener | Part Number | Bike Kit | Bike Kit | Bike Kit | Bike Kit | Engine Kit |
|--------------------------------------|-----------------|-----------------|-------------------|-----------------|-----------------|-----------------|
| | | '99-later Dyna | '09-later Softail | '00-'08 Softail | '09-'16 Touring | Twin Cam models |
| | | 94947-07 | 94923-09 | 94948-07 | 94924-09 | 94943-07 |
| 1/4" socket head cap screw | 94903-07 | 56 | 50 | 50 | 55 | 50 |
| 5/16" socket head cap screw | 94904-07 | 11 | 11 | 11 | 8 | 7 |
| 5/16" socket head cap screw (plug) | 94905-07 | 8 | 4 | 8 | — | — |
| 3/8" socket head cap screw | 94906-07 | 6 | 6 | 12 | 3 | 3 |
| 5/16" special hex screw (angled cap) | 94907-07 | 8 | 8 | 8 | 8 | 8 |
| 5/16" T40 Torx® button head screw | 94908-07 | 5 | 5 | 5 | 10 | — |
| 3/8" T45 Torx button head screw | 94909-07 | 5 | 5 | 5 | — | — |
| 1/4" 12-point screw | 94910-07 | 4 | — | 4 | — | — |
| 10mm 12-point screw | 94911-07 | 8 | 5 | 8 | 4 | — |
| 1/2" flanged hex bolt | 94912-07 | — | 1 | 1 | 2 | — |
| 3/8" T45 Torx button head screw | 94913-07 | 4 | 10 | 18 | 2 | — |
| 7/16" hex bolt | 94914-07 | 5 | 5 | 5 | — | — |
| 3/8" hex bolt (9/16" hex) | 94915-07 | 11 | 1 | 11 | — | 3 |
| 3/8" deep hex bolt (9/16" hex) | 94916-07 | 6 | — | 6 | — | — |
| 1/4" hex bolt (7/16" hex) | 94917-07 | 1 | — | — | 14 | — |
| 5/16" hex bolt (1/2" hex) | 94918-07 | 10 | 4 | 12 | 10 | 8 |
| 1/2" hex bolt | 94919-07 | 2 | 4 | 4 | — | — |
| 1/2" deep hex bolt | 94920-07 | — | 1 | 1 | — | — |
| 7/16" hex bolt | 94941-07 | — | — | — | — | — |
| 5/16" T40 Torx button head screw | 94942-07 | 6 | 4 | 6 | — | — |

ENGINE TRIM 595

Chrome Hardware Kits



B. CHROME SOCKET HEAD SCREW COVER KIT



B. CHROME SOCKET HEAD SCREW COVER KIT

Finish the show-winning look with these easy-to-install hardware covers. These machined brass and chrome-plated covers are corrosion resistant, and the internal spring steel retention clip resists vibration and thermal cycling to securely hold the covers in place.

- 94830-02** Fits 1/4" socket head screws with hex drive (pkg. of 10).
- 94832-02** Fits 5/16" socket head screws with hex drive (pkg. of 4).
- 94834-02** Fits 3/8" socket head screws with hex drive (pkg. of 4).

C. CHROME ALLEN® HOLE PLUGS

- 94130-93T** 1/4" (pkg. of 10).
- 94131-93T** 5/16" (pkg. of 10).
- 94132-93T** 3/8" (pkg. of 10).

D. CHROME H-D® MOTOR CO. LOGO ALLEN HOLE PLUGS

- 94527-95** 1/4" (pkg. of 10).
- 94529-95** 5/16" (pkg. of 10).
- 94531-95** 3/8" (pkg. of 10).

E. CHROME HEX BOLT COVERS

Place over a variety of exposed bolts for a cleaner, detailed look. Compression clips for a secure fit. Sold in packages of 6 covers with retaining clips.

- 43881-96** Fits 1/2" hex bolts.
- 43850-96** Fits 9/16" hex bolts.

F. CHROME AIR CLEANER SCREW

Complete the chrome on your stock air cleaner cover with this chrome-plated stainless steel screw, which easily replaces the polished stock air cleaner screw.

- 29600-00** Fits stock Twin Cam engines (except CVO models).
- 29703-00** Fits stock Evolution™ 1340 engines.

G. CHROME TIMER COVER SCREW KITS

Dress up accessory timer covers by replacing the stock zinc plate screws with brilliant chrome.

- 32690-99A** Fits Twin Cam 5-hole timer covers. Kit contains five chrome-plated button head Torx® screws.
- 94208-04** Fits '04-later XL models.

H. CHROME DERBY COVER SCREW KIT

Dress up accessory derby covers by replacing the stock zinc-plated screws with brilliant chrome.

- 25913-99** Fits '99-later Dyna®, Softail®, Touring and Trike models. Kit contains five chrome-plated button head Torx screws and five stainless steel washers.
- 94630-98** Fits Evolution 1340 models. Kit includes three button head Torx screws and oil seals.
- 94631-98** Fits '94-'03 XL models.
- 94207-04** Fits '04-later XL models.



C. CHROME ALLEN HOLE PLUGS



D. CHROME H-D MOTOR CO. LOGO ALLEN HOLE PLUGS



E. CHROME HEX BOLT COVERS



F. CHROME AIR CLEANER SCREW



G. CHROME TIMER COVER SCREW KIT – TWIN CAM SHOWN



H. CHROME DERBY COVER SCREW KIT – TWIN CAM SHOWN

Model Family Fitment:

- V-ROD
- SPORTSTER
- DYNA
- SOFTAIL
- TOURING

Not all products are available in all countries – please consult your dealer for details.

596 ENGINE TRIM

Chrome Hardware Kits

A. CHROME HARDWARE KIT – PRIMARY COVER

Kit includes the hardware required to replace the visible set of zinc-plated fasteners on the outer primary cover. Inspection and derby cover hardware included. Lock patch included where required.

94281-04 Fits '04-later XL models.

94053-03A

Fits '99-'05 Dyna® and '00-'06 Softail® models.

94052-03A Fits '99-'06 Touring models.

60801-06

Fits '06-later Dyna and '07-later Softail models (except FXCW, FXCWC, FXSB, FXSBSE, FXSE and '09 FXSTSSE).

94052-07

Fits '07-later Touring and Trike models.

60607-08

Fits '08-later FXCW, FXCWC and '09 FXSTSSE models.

B. CHROME HARDWARE KIT – GEARCASE/FRONT SPROCKET COVER

Kit includes the hardware required to replace the visible set of zinc-plated fasteners on the gearcase and front sprocket cover. Lock patch included where required.

94280-04 Fits '04-later XL models.

C. CHROME HARDWARE KIT – TRANSMISSION

Kit includes the hardware required to replace the visible set of zinc-plated fasteners on the transmission top cover, bearing housing assembly and clutch release cover. Lock patch included where required.

94056-03 Fits '99-'05 Dyna models.

94055-03 Fits '00-'06 Softail models.

94054-03 Fits '99-'06 Touring models.

34856-06A

Fits '06-later Dyna and '07-later Softail and Touring models.

D. CHROME HARDWARE KIT – ROCKER BOX

Kit includes the hardware required to replace the visible set of zinc-plated fasteners on rocker box covers. Lock patch included where required.

94291-04A Fits '04-later XL models.

94059-03

Fits '99-later Dyna, '00-later Softail, and '99-'16 Touring and Trike models.

E. CHROME HARDWARE KIT – CAM COVER

Kit includes the hardware required to replace the visible set of zinc-plated fasteners on the cam cover. Cam position sensor cover hardware included. Lock patch included where required.

94058-03

Fits '99-later Dyna, '00-later Softail, and '99-'16 Touring and Trike models.

F. CHROME HARDWARE KIT – LIFTER/TAPPET BLOCK


Kit includes the hardware required to replace the visible set of zinc-plated fasteners on lifter block covers. Lock patch included where required.

94068-03

Fits '99-later Dyna, '00-later Softail, and '99-'16 Touring and Trike models.



A. CHROME HARDWARE KIT – PRIMARY COVER (TOURING SHOWN)



B. CHROME HARDWARE KIT – GEARCASE/FRONT SPROCKET COVER



C. CHROME HARDWARE KIT – TRANSMISSION (SOFTAIL SHOWN)



D. CHROME HARDWARE KIT – ROCKER BOX (BIG TWIN SHOWN)



E. CHROME HARDWARE KIT – CAM COVER



F. CHROME HARDWARE KIT – LIFTER/TAPPET BLOCK (BIG TWIN SHOWN)

Model Family Fitment:

V-ROD
 SPORTSTER
 DYNA

 SOFTAIL
 TOURING

Not all products are available in all countries – please consult your dealer for details.

ENGINE TRIM 597

Docking Hardware Covers



G. REAR DOCKING HARDWARE COVER KIT – CHROME

G. REAR DOCKING HARDWARE COVER KIT

Disguise the rear docking hardware with these easy-to-install covers. The caps slide over the exposed docking points, and are held in place by a strong magnetic pull. The caps are easy to remove when you wish to reinstall detachable accessories. Covers are available with brilliant chrome or durable gloss black finish to match your bike's attitude. Sold in pairs.

Fits many accessory docking hardware kits. Refer to the fitment matrix below or the Parts & Accessories section of www.harley-davidson.eu/mydreamharley for details.

| | |
|-----------------|----------------------|
| 48218-10 | Short Chrome (pair). |
| 48220-10 | Large Chrome (pair). |
| 48035-09 | Small Chrome (pair). |
| 48221-10 | Short Black (pair). |
| 48223-10 | Large Black (pair). |
| 48225-10 | Small Black (pair). |



G. REAR DOCKING HARDWARE COVER KIT – BLACK



| Docking Kit Part Number | Fitment | Large Chrome: 48220-10 Black: 48223-10 | Small Chrome: 48035-09 Black: 48225-10 | Short Chrome: 48218-10 Black: 48221-10 |
|-------------------------|---|--|--|--|
| XL Models | | | | |
| 53529-04 | Fits '04-later XL (some black) models. | — | 1 | 1 |
| 53528-95B | Fits '94-'03 XL (without bags) models. | 1 | 1 | — |
| 53532-02 | Fits '02-'03 XL (with bags) models. | 1 | — | — |
| 90465-98A | Fits '94-'01 XL (with bags) models. | 1 | — | — |
| Dyna® Models | | | | |
| 53961-06 | Fits '06-later Dyna (FXD/L) models. | — | 1 | 1 |
| 53964-06B | Fits '08-later FXDF, '09-'10 FXDFSE and '06-'08 FXDWG models. | — | 1 | 1 |
| 54097-10 | Fits '10-later FXDWG (black) models. | — | 1 | 1 |
| 53797-09 | Fits '09-later FXDB (black) models. | — | 1 | 1 |
| 53533-02B | Fits '02-'05 Dyna models. | 1 | — | — |
| 53882-02B | Fits '02-'05 FXDWG and '01-'02 FXDWG2/3 models. | 1 | — | — |
| 53858-01 | Fits '96-'01 FXDWG (except FXDWG2) models. | 1 | — | — |
| 53527-95B | Fits '96-'01 Dyna models. | 1 | — | — |
| Softail® Models | | | | |
| 53932-03A | Fits '03-later Softail (without bags) models. | 1 | 1 | — |
| 53824-00A | Fits '00-'02 Softail (without bags) models. | 1 | 1 | — |
| 53531-95B | Fits '84-'95 Softail models. | 1 | 1 | — |
| Touring Models | | | | |
| 52300131 | Fits '14-later Touring (4pt) chrome models. | — | 2 | — |
| 52300353 | Fits '14-later Touring (4pt) chrome models | — | 2 | — |
| 52300354 | Fits '14-later Touring (4pt) black models | — | 2 | — |
| 54205-09 | Fits '09-'13 Touring (4pt) chrome models. | — | 2 | — |
| 54246-09 | Fits '09-'13 Touring (4pt) black models. | — | 2 | — |
| 54030-09 | Fits '09-'13 Touring (2pt) chrome models. | — | 1 | — |
| 54249-09 | Fits '09-'13 Touring (2pt) black models. | — | 1 | — |
| 53803-06 | Fits '97-'08 Touring (front) models. | — | 1 | — |
| 53804-06 | Fits '94-'08 Touring (rear) models. | 1 | 1 | — |
| 53988-07 | Fits '07-'08 FLHRSE3/4 models. | — | 1 | 1 |

598 ENGINE TRIM

Chrome Hardware

A. CHROME DOME HEX NUTS

Update the custom look with Chrome Dome hardware. These uniquely styled hex nuts bring a new look to the traditional acorn shape, and feature a low-profile design and a smooth chrome finish.

| | |
|-------------|---------------------------------|
| 8067 | 7/16" – 20 thread (pkg. of 10). |
| 8066 | 7/16" – 14 thread (pkg. of 10). |
| 8065 | 3/8" – 24 thread (pkg. of 10). |
| 8064 | 3/8" – 16 thread (pkg. of 10). |
| 8063 | 5/16" – 24 thread (pkg. of 10). |
| 8062 | 5/16" – 18 thread (pkg. of 10). |
| 8061 | 1/4" – 28 thread (pkg. of 10). |
| 8060 | 1/4" – 20 thread (pkg. of 10). |
| 8071 | 10 – 24 thread (pkg. of 10). |
| 8072 | 10 – 32 thread (pkg. of 10). |
| 8073 | 1/2" – 13 thread (pkg. of 5). |
| 8074 | 1/2" – 20 thread (pkg. of 5). |



A. CHROME DOME HEX NUTS



A. CHROME DOME HEX NUTS

B. WINDSHIELD ACORN NUT KIT

Kit contains 10 chrome-plated low crown 12-24 acorn nuts.

94111-95

Fits Compact, King-Size, Convertible and Road King® windshields (pkg. of 10).




B. WINDSHIELD ACORN NUT KIT



C. CHROME ACORN NUT KITS

C. CHROME ACORN NUT KITS

| | |
|------------------|--------------------------------|
| 94115-93T | 10 – 24 thread (pkg. of 5). |
| 94116-93T | 10 – 32 thread (pkg. of 5). |
| 94117-93T | 1/4" – 20 thread (pkg. of 5). |
| 94118-93T | 1/4" – 28 thread (pkg. of 5). |
| 94119-93T | 5/16" – 18 thread (pkg. of 4). |
| 94120-93T | 5/16" – 24 thread (pkg. of 4). |
| 94121-93T | 3/8" – 16 thread (pkg. of 3). |
| 94122-93T | 3/8" – 24 thread (pkg. of 3). |
| 94123-93T | 7/16" – 14 thread (pkg. of 2). |
| 94124-93T | 7/16" – 20 thread (pkg. of 2). |
| 94125-93T | 1/2" – 13 thread (pkg. of 1). |
| 94126-93T | 1/2" – 20 thread (pkg. of 1). |
| 94127-93T | 5/8" – 18 thread (pkg. of 1). |



D. CHROME TORX BUTTON HEAD SCREWS



E. CHROME HEX SOCKET BUTTON HEAD SCREWS

D. CHROME TORX® BUTTON HEAD SCREWS

Available in 1/4-inch, 5/16-inch and 3/8-inch coarse thread, up to 2-1/4 inches long. Grade 8. See your Dealer for more information.

E. CHROME HEX SOCKET BUTTON HEAD SCREWS

Available in 8-32, 10-24, 10-32, 1/4-inch, 5/16-inch and 3/8-inch, up to 1 inch long. See your Dealer for more information.

F. CHROME TORX SOCKET HEAD SCREWS

Available in 1/4-inch, 5/16-inch and 3/8-inch coarse thread, up to 2-1/4 inches long. Grade 8. See your Dealer for more information.



F. CHROME TORX SOCKET HEAD SCREWS



G. CHROME SOCKET HEAD SCREWS

Not all products are available in all countries – please consult your dealer for details.

ENGINE TRIM 599

Chrome Hardware



H. CHROME SMOOTH SOCKET HEAD SCREWS



I. CHROME HEX HEAD SCREWS

H. CHROME SMOOTH SOCKET HEAD SCREWS

Available in 1/4-inch, 5/16-inch and 3/8-inch coarse and fine thread, up to 3 inches long. See your Dealer for more information.

I. CHROME HEX HEAD SCREWS

Available in 1/4-inch, 5/16-inch and 3/8-inch coarse and fine thread, up to 3 inches long. See your Dealer for more information.

J. CHROME 12-POINT SCREWS

Available in 1/4-inch, 5/16-inch and 3/8-inch coarse thread, up to 2-1/4 inches long. Grade 8. See your Dealer for more information.

K. CHROME FLAT-HEAD SCREWS

When the details matter, even your screws are chromed. These Grade 8 Hex Drive screws are available in 17 different sizes. See your Dealer for more information.



J. CHROME 12-POINT SCREWS



K. CHROME FLAT-HEAD SCREWS

L. CHROME LOCK NUTS WITH NYLON INSERTS

Available in 10-24, 1/4-inch, 5/16-inch, 3/8-inch, 7/16-inch and 5/8-inch sizes, coarse and fine thread. See your Dealer for more information.

M. CHROME HEX NUTS

Available in 1/4-inch, 5/16-inch and 3/8-inch sizes, coarse and fine thread. See your Dealer for more information.

N. CHROME FLAT WASHERS

Available in 1/4-inch, 5/16-inch and 3/8-inch sizes. See your Dealer for more information.

O. CHROME LOCK WASHERS

Available in 1/4-inch, 5/16-inch and 3/8-inch sizes. See your Dealer for more information.



L. CHROME LOCK NUTS WITH NYLON INSERTS



M. CHROME HEX NUTS



N. CHROME FLAT WASHERS



O. CHROME LOCK WASHERS

Model Family Fitment:

- V-ROD
- SPORTSTER
- DYNA
- SOFTAIL
- TOURING

Not all products are available in all countries – please consult your dealer for details.



HARLEY-DAVIDSON®

CONTROLS

Grip your ride by the bars and change more than your scenery. Swapping out something as major as a handlebar or as minor as a handgrip or gearshift peg can give your bike a whole new look that's all you.



GENUINE MOTOR PARTS & ACCESSORIES

NOT ALL PRODUCTS ARE AVAILABLE IN ALL COUNTRIES –
PLEASE CONSULT YOUR DEALER FOR DETAILS.



TOUCH POINTS

From a rider's perspective, the controls are one of the most visual parts of the bike. They are the first thing you touch when you drop into the saddle, and what you see every mile you ride. That makes your controls a prime candidate for special treatment. Styled to put an integrated look just a few wrench turns away, installing one of our hand and foot control collections is a solid first step to an all-out custom journey.



DEFIANCE HAND GRIPS –
MACHINE CUT

DEFIANCE BRAKE PEDAL PAD –
MACHINE CUT

DEFIANCE RIDER FOOTBOARDS –
MACHINE CUT

CONTROLS 603

Hand & Foot Control Collections



NEW

A. DEFIANCE HAND GRIPS – BLACK ANODIZED MACHINE CUT

DEFIANCE COLLECTION – BLACK ANODIZED MACHINE CUT

Anything but traditional, this complete collection of hand and foot controls refuses to conform to everyday norms. The sweeping curves and perforated rubber define the look, and the rich contrasting finishes set the tone. The machine-cut Defiance Collection features deep grooves milled into the black anodized surface that exposes the shimmering aluminum below.

A. DEFIANCE HAND GRIPS – MACHINE CUT

The comfortable 1.5" diameter grips are easy to install, and incorporate a glueless design that allows you to remove the grips for service without damage.

56100175

Fits '96-later VRSC™, XL, XR and Dyna® (except FXDLS), '95-'15 Softail® (except FLSTNSE, FLSTSE, FXSBSE and '11-'12 FLSTSE) and '96-'07 Touring models.

56100174

Fits '16-later Dyna FXDLS and Softail models, '14-'15 FLSTNSE, '11-'12 FLSTSE, '13-'14 FXSBSE, and '08-later Touring and Trike models.



B. DEFIANCE FOOTPEGS – MACHINE CUT

Topped with high-traction rubber, these custom aluminum footpegs feature a pattern of deep lateral grooves and a stylized H-D® logo for a modern sleek look.

50500540

Fits models with H-D male mount-style footpeg supports (except rider position on '07-'10 XL883L, '07-later XL883N, XL1200N, XL1200V and XL1200X, '11-later XL1200C and XL1200T, '08-'13 XR and '08-later FXCW, FXCWC, FXS, FXSB, FXSE and FXSBSE models).

50500536 With Removable Wear Peg.

Fits '11-later XL883L and XL1200C, '12-later XL1200V, '10-later XL1200X, '14-later XL models equipped with Extended Reach Forward Control Conversion Kit P/N 50700030, '08-'11 FXCW and FXCWC, '11-later FXS and FXSB, and '16-later FXSE models.

Shown with:

DEFIANCE SHIFTER PEG – BLACK ANODIZED

Wrapped in perforated rubber, these easy-to-install shifter pegs protect your boot leather when shifting and add a clean contemporary look to your ride.

33600111

Fits all models (except '06-later VRSC models with forward controls and '08-'13 XR models).

C. DEFIANCE BRAKE PEDAL PADS – MACHINE CUT

This stylish brake pedal pad features a rich black rubber panel set into the recessed surface, surrounded by deep accent grooves.

50600188 Small.

Fits '15-later XG models, '14-later XL models with Extended Reach Forward Control Kit P/N 50700030, '93-later Dyna models with forward controls, and '84-later FX Softail models (except FXSTDSE).

50600186 Large.

Fits '12-'16 FLD, '86-later FL Softail and '80-later Touring and Trike models.

D. DEFIANCE FOOTBOARD KIT – MACHINE CUT

These extended length sweeping shark-fin footboards are shaped to maintain a long and lean appearance while offering plenty of options for foot repositioning while riding. The aluminum footboards feature an elegant perforated rubber pad recessed into the surface, surrounded by deep grooves and a contemporary H-D logo. Kit includes left and right boards.

50500527 Rider.

Fits '12-'16 FLD, '00-later FL Softail, '00-later Touring (except FLHTCUL and FLHTKL), and '09-'13 Trike models. Installation on Softail FLS, FLSS, FLSTFB, FLSTFBS and FLSTN models requires separate purchase of Jiffy Stand P/N 50087-07A. Not for use with Ergo Jiffy Stand P/N 50000091 or Jiffy Stand Extension Kit P/N 50233-00, 50000008 or 50000023.

50500528 Passenger.

Fits '06-later Dyna, '00-later Dyna and '86-later Touring models equipped with passenger footboard support. Does not fit Trike Models.

Model Family Fitment:



NEW

B. DEFIANCE FOOTPEGS & SHIFTER PEG – BLACK ANODIZED MACHINE CUT



NEW

C. DEFIANCE BRAKE PEDAL PADS – BLACK ANODIZED MACHINE CUT



NEW

D. DEFIANCE RIDER FOOTBOARD KIT – BLACK ANODIZED MACHINE CUT



NEW

D. DEFIANCE PASSENGER FOOTBOARD KIT – BLACK ANODIZED MACHINE CUT

Not all products are available in all countries – please consult your dealer for details.

604 CONTROLS

Hand & Foot Control Collections

DEFIANCE COLLECTION – BLACK ANODIZED

Show your complete disregard for the rules. Defined by sweeping curves, this complete assortment of hand and foot controls feature a rich tuxedo black finish that is the perfect complement to your sinister ride. The design incorporates a field of textured black rubber surrounded with deep longitudinal lines, and is finished with a contemporary H-D® logo.

A. DEFIANCE HAND GRIPS – BLACK ANODIZED

The comfortable 1.5" diameter grips are easy to install, and incorporate a glueless design that allows you to remove the grips for service without damage.

56100159

Fits '96-later VRSC™, XL, XR and Dyna® (except FXDLS), '95-'15 Softail® (except FLSTNSE, FLSTSE, FXSBSE and '11-'12 FLSTSE) and '96-'07 Touring models.

56100157

Fits '16-later Dyna FXDLS and Softail models, '14-'15 FLSTNSE, '11-'12 FLSTSE, '13-'14 FXSBSE, and '08-later Touring and Trike models.



A. DEFIANCE HAND GRIPS – BLACK ANODIZED

B. DEFIANCE FOOTPEGS – BLACK ANODIZED

Topped with high-traction rubber, these custom aluminum footpegs feature a pattern of deep lateral grooves and a stylized H-D logo for a modern sleek look.

50500678

Fits models with H-D male mount-style footpeg supports (except rider position on '07-'10 XL883L, '07-later XL883N, XL1200N, XL1200V and XL1200X, '11-later XL1200C and XL1200T, '08-'13 XR and '08-later FXCW, FXCWC, FXS, FXSB, FXSE and FXSBSE models).

50500655 With Removable Wear Peg.

Fits '11-later XL883L and XL1200C, '12-later XL1200V, '10-later XL1200X, '14-later XL models equipped with Extended Reach Forward Control Conversion Kit P/N 50700030, '08-'11 FXCW and FXCWC, '11-later FXS and FXSB, and '16-later FXSE models.

Shown with:

DEFIANCE SHIFTER PEG – BLACK ANODIZED

Wrapped in perforated rubber, these easy-to-install shifter pegs protect your boot leather when shifting and add a clean contemporary look to your ride.

33600111

Fits all models (except '06-later VRSC models with forward controls and '08-'13 XR models).



B. DEFIANCE FOOTPEGS & SHIFTER PEG – BLACK ANODIZED

C. DEFIANCE BRAKE PEDAL PADS – BLACK ANODIZED

This stylish brake pedal pad features a rich black rubber panel set into the recessed surface, surrounded by deep accent grooves.

50600187 Small.

Fits '15-later XG models, '14-later XL models with Extended Reach Forward Control Kit P/N 50700030, '93-later Dyna models with forward controls, and '84-later FX Softail models (except FXSTDSE).

50600185 Large.

Fits '12-'16 FLD, '86-later FL Softail and '80-later Touring and Trike models.



C. DEFIANCE BRAKE PEDAL PADS – BLACK ANODIZED

D. DEFIANCE FOOTBOARD KIT – BLACK ANODIZED

These extended length sweeping shark-fin footboards are shaped to maintain a long and lean appearance while offering plenty of options for foot repositioning while riding. The aluminum footboards feature an elegant perforated rubber pad recessed into the surface, surrounded by deep grooves and a contemporary H-D logo. Kit includes left and right boards.

50500640 Rider.

Fits '12-'16 FLD, '00-later FL Softail, '00-later Touring (except FLHTCUL and FLHTKL), and '09-'13 Trike models. Installation on Softail FLS, FLSS, FLSTFB, FLSTFBS and FLSTN models requires separate purchase of Jiffy Stand P/N 50087-07A. Not for use with Ergo Jiffy Stand P/N 50000091 or Jiffy Stand Extension Kit P/N 50233-00, 50000008 or 50000023.

50500667 Passenger.

Fits '06-later Dyna, '00-later Softail and '86-later Touring models equipped with passenger footboard support. Does not fit Trike Models.



D. DEFIANCE RIDER FOOTBOARD KIT – BLACK ANODIZED



D. DEFIANCE PASSENGER FOOTBOARD KIT – BLACK ANODIZED

Model Family Fitment:

- V-ROD
- SPORTSTER
- DYNA
- SOFTAIL
- TOURING

Not all products are available in all countries – please consult your dealer for details.

CONTROLS 605

Hand & Foot Control Collections



NEW

E. DEFIANCE HAND GRIPS – CHROME

DEFIANCE COLLECTION - CHROME

Dare to be bold. Dressed in luxurious chrome, this complete hand and foot control assortment raises the customization bar. Defined by sweeping curves and accented with deep longitudinal lines and a contemporary H-D® logo, the Defiance Collection features rich textured black rubber traction surfaces set in a field of mirror chrome.

E. DEFIANCE HAND GRIPS – CHROME

The comfortable 1.5" diameter grips are easy to install, and incorporate a glueless design that allows you to remove the grips for service without damage.

56100160

Fits '96-later VRSC™, XL, XR and Dyna® (except FXDLS), '95-'15 Softail® (except FLSTNSE, FLSTSE, FXSBSE and '11-'12 FLSTSE) and '96-'07 Touring models.

56100158

Fits '16-later Dyna FXDLS and Softail models, '14-'15 FLSTNSE, '11-'12 FLSTSE, '13-'14 FXSBSE, and '08-later Touring and Trike models.

F. DEFIANCE FOOTPEGS – CHROME

Topped with high-traction rubber, these custom aluminum footpegs feature a pattern of deep lateral grooves and a stylized H-D logo for a modern sleek look.

50500535

Fits models with H-D male mount-style footpeg supports (except rider position on '07-'10 XL883L, '07-later XL883N, XL1200N, XL1200V and XL1200X, '11-later XL1200C and XL1200T, '08-'13 XR and '08-later FXCW, FXCWC, FXS, FXSB, FXSE and FXSBSE models).

50500533 With Removable Wear Peg.

Fits '11-later XL883L and XL1200C, '12-later XL1200V, '10-later XL1200X, '14-later XL models equipped with Extended Reach Forward Control Conversion Kit P/N 50700030, '08-'11 FXCW and FXCWC, '11-later FXS and FXSB, and '16-later FXSE models.

Shown with:

DEFIANCE SHIFTER PEG – CHROME

Wrapped in perforated rubber, these easy-to-install shifter pegs protect your boot leather when shifting and add a clean contemporary look to your ride.

33600100

Fits all models (except '06-later VRSC models with forward controls and '08-'13 XR models).

G. DEFIANCE BRAKE PEDAL PADS – CHROME

This stylish brake pedal pad features a rich black rubber panel set into the recessed surface, surrounded by deep accent grooves.

50600182 Small.

Fits '15-later XG models, '14-later XL models with Extended Reach Forward Control Kit P/N 50700030, '93-later Dyna models with forward controls, and '84-later FX Softail models (except FXSTDSE).

50600179 Large.

Fits '12-'16 FLD, '86-later FL Softail and '80-later Touring and Trike models.

H. DEFIANCE FOOTBOARD KIT – CHROME

These extended length sweeping shark-fin footboards are shaped to maintain a long and lean appearance while offering plenty of options for foot repositioning while riding. The aluminum footboards feature an elegant perforated rubber pad recessed into the surface, surrounded by deep grooves and a contemporary H-D logo. Kit includes left and right boards.

50500515 Rider.

Fits '12-'16 FLD, '00-later FL Softail, '00-later Touring (except FLHTCUL and FLHTKL), and '09-'13 Trike models. Installation on Softail FLS, FLSS, FLSTFB, FLSTFBS and FLSTN models requires separate purchase of Jiffy Stand P/N 50087-07A. Not for use with Ergo Jiffy Stand P/N 50000091 or Jiffy Stand Extension Kit P/N 50233-00, 50000008 or 50000023.

50500516 Passenger.

Fits '06-later Dyna, '00-later Softail and '86-later Touring models equipped with passenger footboard support. Does not fit Trike models.



NEW

F. DEFIANCE FOOTPEGS & SHIFTER PEG – CHROME



NEW

G. DEFIANCE BRAKE PEDAL PADS – CHROME



NEW

H. DEFIANCE RIDER FOOTBOARD KIT – CHROME



NEW

H. DEFIANCE PASSENGER FOOTBOARD KIT – CHROME

Not all products are available in all countries – please consult your dealer for details.

606 CONTROLS

Hand & Foot Control Collections

AIRFLOW COLLECTION – CHROME

Defined by a brilliant chrome border and smooth rubber traction strips, this delta wing-inspired collection is the perfect match for your high-profile street machine. The rich black surfaces are divided by a deep mirror-finished groove that draws your eye from the leading to the trailing edge.

A. AIRFLOW HAND GRIPS – CHROME

Wrap your fingers around the chrome ridge for a sweet tactile feel. These grips combine a traction-grip crosshatch rubber surface with a comfortable 1.6" diameter for excellent control in wet or dry weather. The easy-to-install glueless design allows you to remove the grips for service without damage

56100112

Fits '96-later VRSC™, XL, XR, Dyna® (except FXDLS), and '95-'15 Softail® (except FLSTNSE, FLSTSE and FXSBSE and '11-'12 FLSTSE) '96-'07 Touring models.

56100108

Fits '16-later Dyna FXDLS and Softail models, '14-'15 FLSTNSE, '11-'12 FLSTSE, '13-'14 FXSBSE, and '08-later Touring and Trike models.



A. AIRFLOW HAND GRIPS – CHROME

B. AIRFLOW FOOTPEGS – CHROME

These footpegs are adjustable for position and feature a rectangular shape and a raised rubber surface for foot support and traction whether used as a rider, passenger, or highway peg.

50500435

Fits models with H-D® male mount-style footpeg supports (except the rider position on '07-'10 XL883L, '07-later XL883N, XL1200N, XL1200T, XL1200V and XL1200X, '11-later XL1200C, '16-later XL1200CX, '08-'13 XR and '08-later FXCW, FXCWC, FXS, FXSB, FXSBSE and FXSE).



B. AIRFLOW FOOTPEGS – CHROME
(SHOWN WITH SMALL AIRFLOW
BRAKE PEDAL PAD)



B. AIRFLOW FOOTPEG & SHIFTER PEG –
CHROME

C. AIRFLOW SHIFTER PEG – CHROME

This simple-to-install Shifter Peg complements the sweeping design of the Airflow Collection footpegs and footboards. Rotation is adjustable for comfortable shifting, and the rubber back protects the top of your boot while downshifting.

33600075

Fits all models (except '06-later VRSC models with forward controls and '08-'13 XR models).



C. AIRFLOW SHIFTER PEG –
CHROME



D. AIRFLOW BRAKE PEDAL PAD –
CHROME

D. AIRFLOW BRAKE PEDAL PAD – CHROME

The Airflow Brake Pedal Pad features curving chrome surrounding a deep black rubber pad, accented with a deep center groove. Easy-to-install, this brake pedal pad complements the Airflow Collection for a complete custom look.

50600165 Small.

Fits '15-later XG models, '14-later XL models with Extended Reach Forward Control Kit P/N 50700030, '93-later Dyna models with forward controls, and '84-later FX Softail models (except FXSTDSE).

50600159 Large.

Fits '12-'16 FLD, '86-later FL Softail, '80-later Touring and Trike models.

E. AIRFLOW FOOTBOARD KITS – CHROME

Comfortable and stylish, these fighter-wing shaped footboards add an elegant finish to your ride. The complete kit includes chrome delta wing-shaped footboard pans with vibration-isolated inserts for a fatigue-free ride. The black rubber pads feature a deep embossed Bar & Shield® logo and rear-sweeping traction grooves.

50500436 Rider.

Fits '12-'16 FLD, '86-later FL Softail (except FLS, FLSS, FLSTFB, FLSTFBS and FXSE), '86-later Touring and '08-later Trike models.

50500437 Passenger.

Fits '06-later Dyna, '00-later Softail and '86-later Touring models equipped with passenger footboard supports. Does not fit Trike models.



E. AIRFLOW RIDER FOOTBOARD KIT – CHROME
(SHOWN WITH LARGE AIRFLOW
BRAKE PEDAL PAD)



E. AIRFLOW PASSENGER FOOTBOARD KIT –
CHROME

CONTROLS 607

Hand & Foot Control Collections



NEW

F. AIRFLOW HAND GRIPS – GLOSS BLACK



AIRFLOW COLLECTION – GLOSS BLACK

Defined by a sleek surround, the deep hockey-stick groove and the smooth rubber traction strips, this delta wing-inspired collection is the perfect match for your high-profile street machine. The rich black high-grip surfaces are divided by a deep channel that draws your eye from the leading to the trailing edge.

F. AIRFLOW HAND GRIPS – GLOSS BLACK

Wrap your fingers around the ridge for a sweet tactile feel. These grips combine a traction-grip crosshatch rubber surface with a comfortable 1.6" diameter for excellent control in wet or dry weather. The easy-to-install glueless design allows you to remove the grips for service without damage

56100218

Fits '16-later Dyna® FXDLS and Softail® models, '14-'15 FLSTNSE, '11-'12 FLSTSE, '13-'14 FXSBSE, and '08-later Touring and Trike models.

G. AIRFLOW FOOTPEGS – GLOSS BLACK

These footpegs are adjustable for position and feature a rectangular shape and a raised rubber surface for foot support and traction whether used as a rider, passenger, or highway peg.

50500717

Fits models with H-D® male mount-style footpeg supports (except the rider position on '07-'10 XL883L, '07-later XL883N, XL1200N, XL1200V and XL1200X; '11-later XL1200C and XL1200T, '08-'13 XR, and '08-later FXCW, FXCWC, FXS, FXSB, FXSBSE and FXSE).

Shown with:

AIRFLOW SHIFTER PEG – GLOSS BLACK

This simple-to-install Shifter Peg complements the sweeping design of the Airflow Collection footpegs and footboards. Rotation is adjustable for comfortable shifting, and the rubber back protects the top of your boot while downshifting.

33600154

Fits all models (except '06-later VRSC™ models with forward controls and '08-'13 XR).

H. AIRFLOW BRAKE PEDAL PAD – GLOSS BLACK

The Airflow Brake Pedal Pad features curving chrome surrounding a deep black rubber pad, accented with a deep center groove. Easy-to-install, this brake pedal pad complements the Airflow Collection for a complete custom look.

50600232 Small.

Fits '15-later XG models, '14-later XL models with Extended Reach Forward Control Kit P/N 50700030, '93-later Dyna models with forward controls, and '84-later FX Softail models (except FXSTDSE).



NEW

F. AIRFLOW HAND GRIPS – GLOSS BLACK



NEW

G. AIRFLOW FOOTPEGS AND SHIFTER PEG – GLOSS BLACK



NEW

H. AIRFLOW BRAKE PEDAL PAD – GLOSS BLACK



NEW

H. AIRFLOW BRAKE PEDAL PAD – GLOSS BLACK (SHOWN WITH AIRFLOW FOOTPEGS)



Model Family Fitment:

- V-ROD
- SPORTSTER
- DYNA
- SOFTAIL
- TOURING

Not all products are available in all countries – please consult your dealer for details.

608 CONTROLS

Hand & Foot Control Collections

SLIPSTREAM COLLECTION

Go with the flow. The rich mirror-finish chrome surfaces and contrasting thick black pads set the tone for the complete Slipstream Collection. The design features stylish aero-inspired spears deeply embedded in the surface and square-shouldered rubber pads for contemporary looks and added traction.

A. SLIPSTREAM HAND GRIPS

Easy-to-install hand grips are a comfortable 1.5" diameter and feature a glueless design that can be removed for service without damage.

56100029

Fits '96-later VRSC™, XL, XR, Dyna® (except FXDLS), '96-'15 Softail® (except FLSTNSE, FXSBSE and '11-'12 FLSTSE) and '96-'07 Touring models.

56100028

Fits '16-later Dyna FXDLS and Softail models, '14-'15 FLSTNSE, '11-'12 FLSTSE, '13-'14 FXSBSE and '08-later Touring and Trike models.



A. SLIPSTREAM HAND GRIPS

B. SLIPSTREAM FOOTPEGS

These easy-to-install footpegs feature a styled back surface so the pegs look great in the extended or folded position.

50500091

Fits models with H-D® male mount-style footpeg supports (except the rider position on '15-later XG, '07-'10 XL883L, '07-later XL883N, XL1200N, XL1200T, XL1200V and XL1200X, '11-later XL1200C, '16-later XL1200CX, '08-'13 XR and '08-later FXCW, FXCWC, FXS, FXSB, FXSBSE and FXSE).

50500262

Footpegs with Wear Peg. Fits '11-later XL883L and XL1200C, '12-later XL1200V, '10-later XL1200X, '14-later XL models equipped with Extended Reach Forward Control Conversion Kit P/N 50700030, '08-'11 FXCW and FXCWC, '11-later FXS and FXSB, and '16-later FXSE models.



B. SLIPSTREAM FOOTPEGS AND SHIFTER PEG



C. SLIPSTREAM BRAKE PEDAL PADS

Shown with:

SLIPSTREAM SHIFTER PEG

This easy-to-install Shifter Peg is adjustable for proper angle and comfort and features a rubber backing to protect the toe of your boot from scuffing during shifting.

33600008

Fits all models (except '06-later VRSC models with forward controls and '08-'13 XR).

C. SLIPSTREAM BRAKE PEDAL PADS

Available in two sizes, these easy-to-install brake pedal pads complete the stylish look of the Slipstream Collection.

50600037

Small. Fits '15-later XG models, '14-later XL models with Extended Reach Forward Control Kit P/N 50700030, '93-later Dyna models with forward controls, and '84-later FX Softail models (except FXSTDSE).

50600040

Large. Fits '12-'16 FLD, '86-later FL Softail and '80-later Touring and Trike models.



D. SLIPSTREAM RIDER FOOTBOARD INSERTS – TRADITIONAL (SHOWN WITH LARGE SLIPSTREAM BRAKE PEDAL PAD)



D. SLIPSTREAM PASSENGER FOOTBOARD INSERTS – TRADITIONAL

D. SLIPSTREAM FOOTBOARD INSERT KITS

These footboard inserts retain the cast-in vibration isolation found on Original Equipment footboards and the thick rubber pads provide traction and protect the brilliant chrome surround. Kit includes right and left insert.

50500093

Rider – Traditional Shape. Fits '12-'16 FLD and '86-later Softail, Touring and Trike models equipped with traditional-shaped rider footboards.

50500096

Passenger – Traditional Shape. Fits models equipped with traditional-shaped passenger footboards.

50500089

Rider – Swept Wing Shape. Fits '12-'16 FLD and '86-later Softail, Touring and Trike models equipped with Swept Wing-shaped rider footboards.

50500090

Passenger – Swept Wing Shape. Fits '06-later Dyna, '00-later Softail and '86-later Touring models equipped with Swept Wing-shaped passenger footboards. Does not fit Trike models. If installed on models equipped with Passenger Footboard Support kit P/N 50399-07A, footboards will not remain in flipped up position.



D. SLIPSTREAM RIDER FOOTBOARD INSERTS – SWEEP WING (SHOWN WITH LARGE SLIPSTREAM BRAKE PEDAL PAD)



D. SLIPSTREAM PASSENGER FOOTBOARD INSERTS – SWEEP WING

Not all products are available in all countries – please consult your dealer for details.

CONTROLS 609

Hand & Foot Control Collections



E. CONTOURED CUSTOM HAND GRIPS



E. CONTOURED CUSTOM HAND GRIPS

These grips combine a classic hourglass shape for comfort with the style for the new century. The black molded rubber surface with Bar & Shield logo gives plenty of grip, while the chrome end caps add a smooth organic touch.

Fits '96-later VRSC™, XL, XR, Dyna® (except FXDLS), '96-'15 Softail (except FLSTNSE, FXSBSE and '11-'12 FLSTSE) and '96-'07 Touring models.

56799-04 Small 1.3" Diameter.

56459-01A Medium 1.5" Diameter.

Fits '16-later Dyna FXDLS and Softail models, '14-'15 FLSTNSE, '11-'12 FLSTSE, '13-'14 FXSBSE and '08-later Touring and Trike models.

56459-08 Medium 1.5" Diameter.



F. CRESTED BAR & SHIELD LOGO FOOTPEGS AND SHIFTER PEG



G. CRESTED BAR & SHIELD LOGO BRAKE PEDAL PADS

F. CRESTED BAR & SHIELD LOGO FOOTPEG KIT

50576-05

Fits models with H-D® male mount-style footpeg supports (except the rider position on '15-later XG, '07-'10 XL883L, '07-later XL883N, XL1200N, XL1200T, XL1200V and XL1200X, '11-later XL1200C, '16-later XL1200CX, '17-later XL1200CP and XL1200CA, '08-'13 XR and '08-later FXCW, FXCWC, FXS, FXSB, FXSBSE and FXSE).

Shown with:

CRESTED BAR & SHIELD LOGO SHIFTER PEG

33946-05

Fits all models (except '06-later VRSC models with forward controls and '08-'13 XR).

G. CRESTED BAR & SHIELD LOGO BRAKE PEDAL PADS

42700-05

Large.

Fits '12-'16 FLD, '86-later FL Softail and '80-later Touring and Trike models.

42701-05

Small.

Fits '15-later XG models, '14-later XL models with Extended Reach Forward Control Kit P/N 50700030, '93-later Dyna models with forward controls, and '84-later FX Softail models (except FXSTDSE).

H. TAPERED RIDER FOOTBOARD KIT WITH CRESTED BAR & SHIELD LOGO INSERT

Long and lean, the tapered design of these footboards allows maximum flexibility in foot placement for added comfort on long rides. Kit includes left and right tapered footboard pans and rubber isolated deluxe inserts with smooth chrome surround. The inserts feature a slotted rubber design with embossed Bar & Shield logo. Original Equipment on Softail Deluxe models.

50634-05

Fits '86-later FL Softail models.

I. TAPERED PASSENGER FOOTBOARD KIT WITH CRESTED BAR & SHIELD LOGO INSERT

Styled to match the rider footboards on the Softail Deluxe model, these Tapered Passenger Footboards feature a Crested Bar & Shield logo rubber pad surrounded by a chrome accent. The footboard pan is chrome-plated throughout to add a custom touch, even in the folded position.

50396-05

Fits '06-later Dyna, '00-later Softail and '86-later Touring models equipped with passenger footboard supports. Does not fit Trike models.



H. TAPERED RIDER FOOTBOARD KIT WITH CRESTED BAR & SHIELD LOGO INSERT (SHOWN WITH BRAKE PEDAL PAD)



I. TAPERED PASSENGER FOOTBOARD KIT WITH CRESTED BAR & SHIELD LOGO INSERT

Model Family Fitment:

- V-ROD
- SPORTSTER
- DYNA
- SOFTAIL
- TOURING

Not all products are available in all countries – please consult your dealer for details.

610 CONTROLS

Hand & Foot Control Collections

EDGE CUT COLLECTION

Live your life on the edge. The Edge Cut Collection features a crisp anodized finish that is machined to expose the highlights of raw aluminum. The contrasting cut back look makes a powerful visual statement and works great with both traditional and contemporary customizing styles.

A. EDGE CUT HAND GRIPS

The hand grips are a comfortable 1.5" diameter and the machined slots and narrow rubber bands offer plenty of traction, with or without gloves. Glueless design permits removal for servicing without damage.

56100083

Fits '15-later XG models.

57454-10

Fits '96-later VRSC™, XL, XR, Dyna® (except FXDLS), '96-'15 Softail® (except FLSTNSE, FXSBSE and '11-'12 FLSTSE) and '96-'07 Touring models.

57457-10

Fits '16-later Dyna FXDLS and Softail models, '14-'15 FLSTNSE, '11-'12 FLSTSE, '13-'14 FXSBSE and '08-later Touring and Trike models.



A. EDGE CUT HAND GRIPS

B. EDGE CUT FOOTPEGS

The slim footpeg design allows a comfortable pivot point and the wide surface and narrow rubber bands hold your boots firmly in place.

49312-10

Footpegs.

Fits models with H-D® male mount-style footpeg supports (except the rider position on '07-'10 XL883L, '07-later XL883N, XL1200N, XL1200T, XL1200V and XL1200X, '11-later XL1200C, '16-later XL1200CX, '08-'13 XR and '08-later FXCW, FXCWC, FXS, FXSB, FXSBSE and FXSE).

50500030

Footpegs with Styled Wear Peg.

Fits '11-later XL883L and XL1200C, '16-later XL1200CX, '12-later XL1200V, '10-later XL1200X, '14-later XL models equipped with Extended Reach Forward Control Conversion Kit P/N 50700030, '08-'11 FXCW and FXCWC, '11-later FXS and FXSB, and '16-later FXSE models.

Shown with:

EDGE CUT SHIFTER PEG

Shifter pegs feature a slim design for easy access and narrow rubber bands that protect your boot toe from abrasion during shifting.

34671-10

Fits all models (except '06-later VRSC models with forward controls and '08-'13 XR).



B. EDGE CUT FOOTPEGS AND SHIFTER PEG



C. EDGE CUT BRAKE PEDAL PADS

C. EDGE CUT BRAKE PEDAL PADS

Available in two sizes, the brake pedal pads feature deep surface grooves and narrow rubber bands for traction during application.

41449-10

Large.

Fits '12-'16 FLD, '86-later FL Softail and '80-later Touring and Trike models.

42847-10

Small.

Fits '15-later XG models, '14-later XL models with Extended Reach Forward Control Kit P/N 50700030, '93-later Dyna models with forward controls, and '84-later FX Softail models (except FXSTDSE).

D. EDGE CUT FOOTBOARD INSERT KITS

Machined from billet aluminum, these footboard inserts retain the cast-in vibration isolation found on Original Equipment footboards. The over-molded rubber provides both comfort and traction while riding. Kit includes right and left insert.

54187-10

Rider – Traditional Shape.

Fits models with traditional-shaped rider footboards.

54196-10

Passenger – Traditional Shape.

Fits models equipped with traditional-shaped passenger footboards.



D. EDGE CUT RIDER FOOTBOARD INSERTS – TRADITIONAL SHAPE (SHOWN WITH LARGE EDGE CUT BRAKE PEDAL PAD)



D. EDGE CUT PASSENGER FOOTBOARD INSERTS – TRADITIONAL SHAPE

Model Family Fitment:

■ V-ROD ■ SPORTSTER ■ DYNA
■ SOFTAIL ■ TOURING

Not all products are available in all countries – please consult your dealer for details.



E. BURST HAND GRIPS



BURST COLLECTION

Split with tradition. The Burst Collection takes your ride in a new hard-edged direction. The combination of contrasting edges makes a powerful visual statement that complements both classic and contemporary customizing styles. The Burst Collection components create an impact all by themselves, but can also be seamlessly combined with Edge Cut and other gloss black accessories to complete the look.

E. BURST HAND GRIPS

The easy-to-install hand grips are a comfortable 1.6" diameter and feature a glueless design that can be removed for service without damage.

56100101A

Fits '96-later VRSC™, XL, XR, Dyna® (except FXDLS), '95-'15 Softail® (except FLSTNSE, FXSBSE and '11-'12 FLSTSE) and '96-'07 Touring models.

56100098A

Fits '16-later Dyna FXDLS and Softail models, '14-'15 FLSTNSE, '11-'12 FLSTSE, '13-'14 FXSBSE and '08-later Touring and Trike models.

F. BURST FOOTPEGS

Round footpeg design allows a comfortable pivot point and the wide surface and large diameter end cap keep your boot in place. Rectangular footpeg rotation is adjustable for position, so your feet ride on the rubber treads whether used as a rider, passenger or highway peg.

33600059 Footpegs – Round.

Fits models with H-D® male mount style footpeg supports (except the rider position on '07-'10 XL883L, '07-later XL883N, XL1200N, XL1200V and XL1200X, '11-later XL1200C and XL1200T, '16-later XL1200CX, '08-'13 XR and '08-later FXCW, FXCWC, FXS, FXSB, FXSBSE and FXSE).

50500367 Footpegs – Rectangular.

Fits models with H-D male mount style footpeg supports (except the rider position on '15-later XG, '07-'10 XL883L, '07-later XL883N, XL1200N, XL1200V and XL1200X, '11-later XL1200C and XL1200T, '16-later XL1200CX, '08-'13 XR and '08-later FXCW, FXCWC, FXS, FXSB, FXSBSE and FXSE).

50500441 Footpegs with Styled Wear Peg.

Fits '11-later XL883L and XL1200C, '16-later XL1200CX, '12-later XL1200V, '10-later XL1200X, '14-later XL models equipped with Extended Reach Forward Control Conversion Kit P/N 50700030, '08-'11 FXCW and FXCWC, '11-later FXS and FXSB, and '16-later FXSE models.

Shown with:

BURST SHIFTER PEG

These black anodized, machined shifter pegs add a unique, custom style. Easy to install and features rubber backing to protect the toe of your boot from scuffing.

33600032A

Fits all models (except '06-later VRSC models with forward controls and '08-'13 XR).



F. BURST FOOTPEGS AND SHIFTER PEG



G. BURST BRAKE PEDAL PADS



H. BURST RIDER FOOTBOARD



H. BURST PASSENGER FOOTBOARD



G. BURST BRAKE PEDAL PAD

Styled to complement the distinctive black and satin aluminum look of the Burst Collection, this easy-to-install brake pedal pad completes the clean, custom billet look.

50600104A Large.

Fits '12-'16 FLD, '86-later FL Softail and '80-later Touring and Trike models.

50600140 Small.

Fits '15-later XG models, '14-later XL models with Extended Reach Forward Control Kit P/N 50700030, '93-later Dyna models with forward controls, and '84-later FX Softail models (except FXSTDSE).

H. BURST FOOTBOARD KITS

Long and lean, these half-shield shaped footboards add a unique, custom style to your ride. The kit includes black anodized footboard pans and vibration-isolated Burst Collection inserts.

50500244A Rider.

Fits '12-'16 FLD and '86-later FL Softail (except FLS, FLSS, FLSTFB and FLSTFBS) and Touring and Trike models (except FLHTCUL and FLHTKL).

50500245A Passenger.

Fits '06-later Dyna, '00-later Softail and '86-later Touring models equipped with passenger footboard supports. Does not fit Trike models.

612 CONTROLS

Hand & Foot Control Collections

DIAMOND BLACK COLLECTION

Shroud your bike in mystery. This blacked-out hand and foot control collection features distinctive knurled surfaces that expose the raw billet aluminum for a dramatic contrast. Designed to age and “break-in” like a pair of comfortable stone-washed jeans, the satin black finish will complement both high-gloss and “denim” paint colors. The narrow rubber bands and the knurled surfaces provide a positive grip.

A. DIAMOND BLACK HAND GRIPS

Hand grips are a comfortable diameter and feature glueless installation that can be easily removed for service without damage.

56100142

Fits '15-later XG models.

56405-08

Fits '96-later VRSC™, XL, XR, Dyna® (except FXDLS), '96-'15 Softail® (except FLSTNSE, FXSBSE and '11-'12 FLSTSE) and '96-'07 Touring models.

56746-08

Fits '16-later Dyna FXDLS and Softail models, '14-'15 FLSTNSE, '11-'12 FLSTSE, '13-'14 FXSBSE and '08-later Touring and Trike models.



A. DIAMOND BLACK HAND GRIPS

B. DIAMOND BLACK FOOTPEGS AND SHIFTER PEG

The slim footpeg design allows a comfortable pivot point and the wide surface and large diameter end cap keep your boot in place.

1. 50113-10 Footpegs – Large Diameter.

Fits models with H-D® male mount-style footpeg supports (except the rider position on '15-later XG, '07-'10 XL883L, '07-later XL883N, XL1200N, XL1200T, XL1200V and XL1200X, '11-later XL1200C, '16-later XL1200CX, '17-later XL1200CP and XL1200CA, '08-'13 XR and '08-later FXCW, FXCWC, FXS, FXSB, FXSBSE and FXSE).

2. 50911-08A Footpegs – Small Diameter.

Fits models with H-D male mount-style footpeg supports (except the rider position on '07-'10 XL883L, '07-later XL883N, XL1200N, XL1200T, XL1200V and XL1200X, '11-later XL1200C, '16-later XL1200CX, '17-later XL1200CP and XL1200CA, '08-'13 XR and '08-later FXCW, FXCWC, FXS, FXSB, FXSBSE and FXSE).

3. 50695-08A Footpegs with Wear Peg.

Fits '07-'10 XL883L, '07-later XL883N, XL1200N, XL1200T and XL1200CA and '08-'13 XR models.

4. 50500035 Footpegs with Styled Wear Peg.

Fits '11-later XL883L and XL1200C, '16-later XL1200CX, '12-later XL1200V, '10-later XL1200X, '14-later XL models equipped with Extended Reach Forward Control Conversion Kit P/N 50700030, '08-'11 FXCW and FXCWC, '11-later FXS and FXSB, and '16-later FXSE models.

5. 34690-08 Shifter Peg.

Fits all models (except '06-later VRSC models with forward controls and '08-'13 XR).



B. DIAMOND BLACK FOOTPEGS AND SHIFTER PEG



C. DIAMOND BLACK BRAKE PEDAL PADS

C. DIAMOND BLACK BRAKE PEDAL PADS

Available in two sizes, these brake pedal pads complete the clean, custom black billet look.

41850-08 Small.

Fits '15-later XG models, '14-later XL models with Extended Reach Forward Control Kit P/N 50700030, '93-later Dyna models with forward controls, and '84-later FX Softail models (except FXSTDSE).

46718-08 Large.

Fits '12-'16 FLD, '86-later FL Softail and '80-later Touring and Trike models.

D. DIAMOND BLACK FOOTBOARD INSERT KIT

Machined from billet aluminum, these footboard inserts retain the cast-in vibration isolation found on the Original Equipment footboards. Kit includes right and left insert.

50549-08 Rider – Traditional Shape.

Fits models with traditional-shaped rider footboards.

50627-08 Passenger – Traditional Shape.

Fits models equipped with traditional-shaped passenger footboards.



D. DIAMOND BLACK RIDER FOOTBOARD INSERT KIT – TRADITIONAL SHAPE (SHOWN WITH BRAKE PEDAL PAD)



D. DIAMOND BLACK PASSENGER FOOTBOARD INSERT KIT – TRADITIONAL SHAPE



E. TRIBAL HAND GRIPS



TRIBAL COLLECTION

Tribal art adds an element of ancient mystery, with a monochrome palette and simple lines that transform into a totem meant to be worn proudly. The design features smooth black rubber surfaces that rise above the cast-in recesses of the jet black shell, adding depth and dimension to the collection.

E. TRIBAL HAND GRIPS

The easy-to-install hand grips are a comfortable 1.5" diameter and feature a glueless design that can be removed for service without damage.

56254-09

Fits '96-later VRSC™, XL, XR, Dyna® (except FXDLS), '95-'15 Softail® (except FLSTNSE, FXSBSE and '11-'12 FLSTSE) and '96-'07 Touring models.

56257-09

Fits '16-later Dyna FXDLS and Softail models, '14-'15 FLSTNSE, '11-'12 FLSTSE, '13-'14 FXSBSE and '08-later Touring and Trike models.



F. TRIBAL FOOTPEGS AND SHIFTER PEG



G. TRIBAL BRAKE PEDAL PADS



F. TRIBAL FOOTPEGS

Footpeg rotation is adjustable for position, so your feet ride on the rubber pad whether used as a rider, passenger or highway peg. Kit includes left and right peg.

51376-09

Fits models with H-D® male mount-style footpeg supports (except the rider position on '15-later XG, '07-'10 XL883L, '07-later XL883N, XL1200N, XL1200T, XL1200V and XL1200X, '11-later XL1200C, '16-later XL1200CX, '17-later XL1200CP and XL1200CA, '08-'13 XR and '08-later FXCW, FXCWC, FXS, FXSB, FXSBSE and FXSE).

Shown with:

TRIBAL SHIFTER PEG

The easy-to-install Shifter Peg is adjustable for comfort and the rubber backing protects the toe of your boot from scuffing during shifting.

34669-09A

Fits all models (except '06-later VRSC models with forward controls and '08-'13 XR).

G. TRIBAL BRAKE PEDAL PADS

This easy-to-install Brake Pedal Pad complements the Tribal Collection for a complete custom look.

42560-09 Large

Fits '12-'16 FLD, '86-later FL Softail and '80-later Touring and Trike models.

42008-09 Small

Fits '15-later XG models, '14-later XL models with Extended Reach Forward Control Kit P/N 50700030, '93-later Dyna models with forward controls, and '84-later FX Softail models (except FXSTDSE).

H. TRIBAL FOOTBOARD INSERT KITS

Easy-to-install footboard kits retain the Original Equipment cast-in vibration isolation for a fatigue-free ride. Kit includes left and right insert.

50269-09 Rider – Half-Moon Shape.

Fits '86-later Softail models equipped with Half Moon-shaped rider footboards.

50535-09 Passenger – Half-Moon Shape.

Fits '06-later Dyna, '00-later Softail and '86-later Touring models equipped with Half Moon-shaped passenger footboards. Does not fit Trike models.

50753-10 Rider – Swept Wing Shape.

Fits '12-'16 FLD and '86-later Softail, Touring and Trike models equipped with Swept Wing-shaped rider footboards.

50760-10 Passenger – Swept Wing Shape.

Fits '06-later Dyna, '00-later Softail and '86-later Touring models equipped with Swept Wing-shaped passenger footboards. Does not fit Trike models. If installed on models equipped with Passenger Footboard Support kit P/N 50399-07A, footboards will not remain in flipped up position.



H. TRIBAL RIDER FOOTBOARD INSERTS – HALF MOON (SHOWN WITH LARGE TRIBAL BRAKE PEDAL PAD)



H. TRIBAL PASSENGER FOOTBOARD INSERTS – HALF MOON



H. TRIBAL RIDER FOOTBOARD INSERTS – SWEEP WING (SHOWN WITH LARGE TRIBAL BRAKE PEDAL PAD)



H. TRIBAL PASSENGER FOOTBOARD INSERTS – SWEEP WING



Model Family Fitment:



Not all products are available in all countries – please consult your dealer for details.

614 CONTROLS

Hand & Foot Control Collections

WILLIE G™ SKULL COLLECTION

The deep black rubber pads are set against a brilliant polished and chrome-plated field to yield the dramatic appearance of the Skull Collection.

A. WILLIE G SKULL HAND GRIPS

Contrasting the chrome sinister skull logo surrounded by Harley-Davidson® script, the raised rubber pads add positive grip and comfort for the long haul. Easy to install, these grips feature a glueless design that allows removal without damage.

Fits '96-later VRSC™, XL, XR, Dyna® (except FXDLS), '96-'15 Softail® (except FLSTNSE, FXSBSE and '11-'12 FLSTSE) and '96-'07 Touring models.

56751-04 Small 1.3" Diameter.

56740-04 Medium 1.5" Diameter.

56741-04 Large 1.6" Diameter.

Fits '16-later Dyna FXDLS and Softail models, '14-'15 FLSTNSE, '11-'12 FLSTSE, '13-'14 FXSBSE and '08-later Touring and Trike models.

56740-08 Medium 1.5" Diameter.

B. WILLIE G SKULL FOOTPEGS

Footpeg rotation is adjustable for position, so your feet ride on the rubber treads whether used as a rider, passenger or high way peg. Kit includes left and right peg.

50370-04

Fits models with H-D® male mount-style footpeg supports (except the rider position on '15-later XG, '07-'10 XL883L, '07-later XL883N, XL1200N, XL1200T, XL1200V and XL1200X, '11-later XL1200C, '16-later XL1200CX, '17-later XL1200CP and XL1200CA, '08-'13 XR and '08-later FXCW, FXCWC, FXS, FXSB, FXSBSE and FXSE).

Shown with:

WILLIE G SKULL SHIFTER PEG

This easy-to-install shifter peg can be rotated to a comfortable position and the smooth back protects the toe of your boot from wear while shifting.

34689-04

Fits all models (except '06-later VRSC models with forward controls and '08-'13 XR).

C. WILLIE G SKULL BRAKE PEDAL PADS

Available in two sizes to fit most Harley-Davidson motorcycles, these easy-to-install brake pedal pads complement Willie G Collection pegs and footboard inserts for a complete look.

42711-04 Large.

Fits '12-'16 FLD, '86-later FL Softail and '80-later Touring and Trike models.

42710-04 Small.

Fits '15-later XG models, '14-later XL models with Extended Reach Forward Control Kit P/N 50700030, '93-later Dyna models with forward controls, and '84-later FX Softail models (except FXSTDSE).

D. WILLIE G SKULL HEEL REST PEGS

34699-04

Fits models equipped with Rider Footpeg Heel Rests P/N 50227-01.

E. WILLIE G SKULL FOOTBOARD INSERTS

Easy-to-install footboard kits retain the Original Equipment cast-in vibration isolation for a fatigue-free ride. Kit includes left and right insert.

50704-04 Rider – Swept Wing Shape.

Fits '12-'16 FLD and '86-later Softail, Touring and Trike models equipped with Swept Wing-Shaped rider footboards.

50710-04 Rider – Traditional Shape.

Fits models with traditional-shaped rider footboards.

50713-04 Passenger – Traditional Shape.

Fits models equipped with traditional-shaped passenger footboards.



A. WILLIE G SKULL HAND GRIPS



B. WILLIE G SKULL FOOTPEGS AND SHIFTER PEG



C. WILLIE G SKULL BRAKE PEDAL PADS



D. WILLIE G SKULL HEEL REST PEGS



E. WILLIE G SKULL RIDER FOOTBOARD INSERTS – SWEEP WING SHAPE



E. WILLIE G SKULL RIDER FOOTBOARD INSERTS – TRADITIONAL SHAPE (SHOWN WITH WILLIE G BRAKE PEDAL PAD)



E. WILLIE G SKULL PASSENGER FOOTBOARD INSERTS – TRADITIONAL SHAPE

Not all products are available in all countries – please consult your dealer for details.



F. NOSTALGIC HAND GRIPS – BLACK



NOSTALGIC COLLECTION

With a serious nod to the past, the Nostalgic Collection applies a fresh twist to a classic design. The chrome surround and raised rubber shapes outline the historic round shield and name band that has been at the center of Harley-Davidson® Original Equipment footboards for years. The classic look extends to the matching hand grips that feature the classic "bicycle grip" shape. This easy-to-install collection is the ideal match for your traditional styling direction.

F. NOSTALGIC HAND GRIPS – BLACK

Comfortable hourglass style with a chrome accent ring and a molded-in Harley-Davidson logo. These rubber grips were inspired by Harley-Davidson motorcycles of the 1940s.

56275-96B

Fits '96-later VRSC™, XL, XR, Dyna® (except FXDLS), '96-'15 Softail® (except FLSTNSE, FXSBSE and '11-'12 FLSTSE) and '96-'07 Touring models.

56275-08

Fits '16-later Dyna FXDLS and Softail models, '14-'15 FLSTNSE, '11-'12 FLSTSE, '13-'14 FXSBSE and '08-later Touring and Trike models.

G. NOSTALGIC SHIFTER PEG

This easy-to-install shifter peg can be rotated to a comfortable position and the smooth back protects the toe of your boot from wear while shifting.

34627-99

Fits all models (except '06 later VRSC models with forward controls and '08-'13 XR).

H. NOSTALGIC BRAKE PEDAL PAD

These easy-to-install brake pedal pads complement the Nostalgic Collection pegs and footboard inserts for a complete look.

44248-96

Fits '12-'16 FLD, '86-later FL Softail and '80-later Touring and Trike models.



G. NOSTALGIC SHIFTER PEG



H. NOSTALGIC BRAKE PEDAL PAD



I. NOSTALGIC FOOTBOARD INSERT KITS

Quick, easy replacement of stock rubber footboard insert. Made from stamped chrome-plated steel and high-durability rubber. Retains cast-in vibration isolation found in stock footboard inserts. Kit includes left and right insert.

50187-96

Rider – Traditional Shape. Fits '12-'16 FLD and '86-later FL Softail, Touring and Trike models equipped with traditional-shaped rider footboards.

50190-96

Passenger – Traditional Shape. Fits models equipped with traditional-shaped passenger footboards.

50051-09

Rider – Half-Moon Shape. Fits '86-later Softail models equipped with Half Moon-shaped rider footboards.

50027-09

Passenger – Half-Moon Shape. Fits '06-later Dyna, '00-later Softail and '86-later Touring models equipped with Half Moon-shaped passenger footboards. Does not fit Trike models.



I. NOSTALGIC RIDER FOOTBOARD INSERTS – TRADITIONAL SHAPE (SHOWN WITH BRAKE PEDAL PAD)



I. NOSTALGIC PASSENGER FOOTBOARD INSERTS – TRADITIONAL SHAPE



I. NOSTALGIC RIDER FOOTBOARD INSERTS – HALF-MOON SHAPE (SHOWN WITH NOSTALGIC BRAKE PEDAL PAD)



I. NOSTALGIC PASSENGER FOOTBOARD INSERTS – HALF-MOON SHAPE



Model Family Fitment:

| | | |
|---------|-----------|------|
| V-ROD | SPORTSTER | DYNA |
| SOFTAIL | TOURING | |

Not all products are available in all countries – please consult your dealer for details.

616 CONTROLS

Hand & Foot Control Collections

STREAMLINER COLLECTION – HAND GRIPS

Inspired by the art-deco designs of the Streamliner era, this collection reflects the simple lines and shapes that still remain contemporary today. The rich black rubber features three raised chrome tri-line bands for contrast and a rich chrome surround to finish the look.

A. STREAMLINER HAND GRIPS

Complement the Streamliner look with these matching grips. The rich black rubber provides a positive grip while riding and the chrome tri-line design will provide just the right touch of chrome.

56100048

Fits '16-later Dyna® FXDLS and Softail® models, '14-'15 FLSTNSE, '11-'12 FLSTSE, '13-'14 FXSBSE and '08-later Touring and Trike models.



A. STREAMLINER HAND GRIPS

B. STREAMLINER FOOTPEG KIT

Complete the streamlined look with Streamliner Footpegs. Kit includes left and right footpegs.

50211-04

Fits rider positions on '03-earlier XL models with mid-controls and '05-earlier Dyna models with mid-controls. Fits all models in passenger and highway peg positions.

Shown with:

STREAMLINER SHIFTER PEG

Complement the streamlined footpegs and footboards with this simple-to-install Shifter Peg.

34967-04

Fits all models (except '06-later VRSC™ models with forward controls and '08-'13 XR models).



B. STREAMLINER FOOTPEGS AND SHIFTER PEG

C. STREAMLINER BRAKE PEDAL PAD

Complement the streamlined footpegs and footboards with this simple-to-install Brake Pedal Pad. The chrome frame surrounds a black rubber pad accented with three polished bands for style and grip.

42712-04 Large

Fits '12-'16 FLD, '86-later FL Softail and '80-later Touring and Trike models.



C. STREAMLINER BRAKE PEDAL PAD

D. STREAMLINER RIDER FOOTBOARD KIT

Add the sleek sweeping footboard design from the Street Glide® model to your Touring bike. Kit includes vibration-isolation footboard pads with three polished bands, and the complete chrome-plated pans that easily bolt in place of the Original Equipment footboards.

50631-04

Fits '12-'16 FLD and '86-later FL Softail (except FLS, FLSS, FLSTFB and FLSTFBS), Touring and Trike models (except FLHTCUL and FLHTKL).



D. STREAMLINER RIDER FOOTBOARD KIT (SHOWN WITH BRAKE PEDAL PAD AND FOOTPEG KIT)

E. STREAMLINER PASSENGER FOOTBOARD INSERT KIT – SWEEP WING SHAPE

Styled to match the Street Glide model's Original Equipment Streamliner Rider Footboards. Featuring vibration-isolation rubber inserts with three polished bands, this insert is designed to fit the Swept Wing shape passenger footboard pan. Kit includes left and right side insert.

50420-05

Fits '06-later Dyna, '00-later Softail and '86-later Touring models equipped with Swept Wing-shaped passenger footboards. Does not fit Trike models. If installed on models equipped with Passenger Footboard Support kit P/N 50399-07A, footboards will not remain in flipped up position.



E. STREAMLINER PASSENGER FOOTBOARD INSERTS – SWEEP WING SHAPE



F. SILENCER HAND GRIPS



SILENCER COLLECTION

Make your own noise. Unique electroless nickel plating provides this collection with a warm, burnished finish that looks like you've been twisting this throttle for years. The warm look of the nickel will complement both bright and satin paint colors and looks right when paired with the black Original Equipment hand controls. The precision drilled surfaces bite against the palm of your glove and boot sole for positive grip and provide the gun barrel look.

F. SILENCER HAND GRIPS

Hand grips are a comfortable 1.4" diameter for a compact custom look and the glueless design allows easy removal for service without damage.

55869-10

Fits '96-later VRSC™, XL, XR, Dyna® (except FXDLS), '95-'15 Softail® (except FLSTNSE, FXSBSE and '11-'12 FLSTSE) and '96-'07 Touring models.

G. SILENCER FOOTPEGS AND SHIFTER PEG

These small-diameter footpegs offer the ideal pivot point to operate the brake and shift levers and the wide surface provides room to rest your boot.

1. 50056-10 Footpegs.

Fits models with H-D® male mount-style footpeg supports (except the rider position on '07-'10 XL883L, '07-later XL883N, XL1200N, XL1200T, XL1200V and XL1200X, '11-later XL1200C, '16-later XL1200CX, '17-later XL1200CP and XL1200CA, '08-'13 XR and '08-later FXCW, FXCWC, FXS, FXSB, FXSBSE and FXSE).

2. 50039-10 Footpegs with Wear Peg.

Fits '07-'10 XL883L, '07-later XL883N, XL1200N, and XL1200T (except '17-later XL1200CP) and '08-'13 XR models.

3. 50500025 Footpegs with Styled Wear Peg.

Fits '11-later XL883L and XL1200C, '16-later XL1200CX, '12-later XL1200V, '10-later XL1200X, '14-later XL models equipped with Extended Reach Forward Control Conversion Kit P/N 50700030, '08-'11 FXCW and FXCWC, '11-later FXS and FXSB, and '16-later FXSE models.

4. 35286-10 Shifter Peg.

Fits all models (except '06-later VRSC models with forward controls and '08-'13 XR).

H. SILENCER BRAKE PEDAL PAD

The easy-to-install compact brake pedal pad completes the custom Silencer look. Includes mounting hardware.

48990-10 Small.

Fits '15-later XG models, '14-later XL models with Extended Reach Forward Control Kit P/N 50700030, '93-later Dyna models with forward controls, and '84-later FX Softail models (except FXSTDSE).



F. SILENCER HAND GRIPS



G. SILENCER FOOTPEGS AND SHIFTER PEG



H. SILENCER BRAKE PEDAL PADS



H. SILENCER BRAKE PEDAL PAD (SHOWN WITH SILENCER FOOTPEG WITH STYLED WEAR PEG)

Model Family Fitment:



Not all products are available in all countries – please consult your dealer for details.

618 CONTROLS

Hand & Foot Control Collections

CHROME AND RUBBER COLLECTION

Chrome and rubber both have their distinct places in the world of motorcycle styling. It seemed natural to bring the two together to create this unique collection.

A. CHROME AND RUBBER HAND GRIPS

Designed to match the Chrome and Rubber Footboard Inserts and Brake Pedal Pads, these grips are made from an injected rubber molding process that combines chromed steel and durable rubber.

Fits '96-later VRSC™, XL, XR, Dyna® (except FXDLS), '96-'15 Softail® (except FLSTNSE, FXSBSE and '11-'12 FLTSE) and '96-'07 Touring models.

56246-96A Small.

56263-96A Large.

Fits '16-later Dyna FXDLS and Softail models, '14-'15 FLSTNSE, '11-'12 FLTSE, '13-'14 FXSBSE and '08-later Touring and Trike models.

56246-08 Small.

56263-08 Large.

Fits '82-'95 models. Includes adhesive required for installation.

56241-96 Small.



A. CHROME AND RUBBER HAND GRIPS

B. CHROME AND RUBBER CUSTOM FOOTPEGS AND SHIFTER PEG

Fits models with H-D® male mount-style footpeg supports (except the rider position on FXCW, FXCWC, FXS, FXSB, FXSBSE and FXSE, '15-later XG, '06-later Dyna, '03-later Sportster, '07-'10 XL883L, '07-later XL883N, XL1200N, XL1200T, XL1200V and XL1200X, '11-later XL1200C and '16-later XL1200CX, '17-later XL1200CP and XL1200CA).

50500-03 Oversize.

Fits models in passenger and highway peg positions.

50130-95A Large.

50131-95A Small.

Fits all models (except '06-later VRSC models with forward controls and '08-'13 XR).

34608-95 Shifter Peg.



B. CHROME AND RUBBER CUSTOM FOOTPEGS AND SHIFTER PEG



C. CHROME AND RUBBER BRAKE PEDAL PADS

C. CHROME AND RUBBER BRAKE PEDAL PADS

42478-95 Large.

Fits '12-'16 FLD, '86-later FL Softail and '80-later Touring and Trike models.

42476-95 Small.

Fits '15-later XG models, '14-later XL models with Extended Reach Forward Control Kit P/N 50700030, '93-later Dyna models with forward controls, and '84-later FX Softail models (except FXSTDSE).

D. CHROME AND RUBBER FOOTBOARD INSERTS

50176-95 Rider – Traditional Shape.

Fits '12-'16 FLD and '86-later FL Softail, Touring and Trike models equipped with traditional-shaped rider footboards.

50177-95 Passenger – Traditional Shape.

Fits models equipped with traditional-shaped passenger footboards.



D. CHROME AND RUBBER RIDER FOOTBOARD INSERTS – TRADITIONAL SHAPE (SHOWN WITH BRAKE PEDAL PAD)



D. CHROME AND RUBBER PASSENGER FOOTBOARD INSERTS – TRADITIONAL SHAPE

Model Family Fitment:

V-ROD
 SPORTSTER
 DYNA

 SOFTAIL
 TOURING

Not all products are available in all countries – please consult your dealer for details.



E. CHROME AND RUBBER HEEL RAISER FOOTPEG KIT



F. CHROME AND RUBBER MINI FOOTBOARD KIT



G. CUSTOM FOOTPEGS AND SHIFTER PEG

E. CHROME AND RUBBER HEEL RAISER FOOTPEG KIT

Comfort and cool, clean looks in one. Heel Raiser Chrome and Rubber Footpegs provide a large surface area that lets you change foot position for maximum comfort and the fold-out heel rest provides footboard-style support that relieves calf and thigh tension on the highway. The heel rest can be deployed or retracted with your boot while riding. The sole-gripping horizontal black rubber bands complement the mirror chrome finish and add vibration isolation and a rich appearance to the pegs. Heel Raiser mounts to the standard H-D® style footpeg support, so it can be used in many rider and passenger applications.

50178-09

Fits H-D male mount-style footpeg supports (except the rider position on mid-control models, '02-later VRSC™, '15-later XG, '07-later, XL1200N, XL1200T, XL1200V and XL1200X, '11-later XL1200C, '17-later XL1200CP and XL1200CA and FLS, '16-later XL1200CX, '16-later FLSS, '08-later FXCW, FXCWC, FXS, FXSB, FXSBSE and FXSE and passenger position on Softail® models). Fits mid-control models in the highway peg or engine guard position on XL and Dyna® models. Does not fit with Adjustable Passenger Footpeg Support P/N 50763-09 and 50787-09 or Whiskers Highway Peg Mount 50855-09 and 50865-09.

F. CHROME AND RUBBER MINI FOOTBOARD KIT

This Mini Footboard Kit can be installed in place of traditional footpegs and provides a little additional leg support and more options to move your feet around on a long run. Mini Footboards mount to standard H-D style footpeg supports and can be used in many rider and passenger applications. A little larger than a bicycle pedal, Footboards can be pivoted to the proper angle for maximum riding comfort. The sole-gripping horizontal black rubber bands complement the mirror chrome finish and add vibration isolation and a rich appearance to the pegs. Complete the look with Shifter Pegs and Brake Pedal Pads from the Chrome and Rubber Collection.

Fits rider position:

VRSC models with forward controls (except VRSCDX and VRSCF), '06-earlier XL, '07-'10 XL883, XL883C, XL883R, XL1200C and XL1200R, '07-'11 XL1200L, Dyna (except FLD), and Softail models with forward controls (except FXCW, FXCWC, FXS, FXSB, FXSBSE and FXSE).

Fits passenger position:

All models with H-D male-mount passenger peg mounts (except '06-earlier VRSC, '03-earlier XL, '05-earlier Dyna and Softail models equipped with Shotgun exhaust). Softail models require separate purchase of Support Kit P/N 50454-09.

Fits highway peg position:

All models with frame-mount or engine guard-mount highway pegs (except Whiskers Adjustable Highway Bar P/N 50855-09 and 50865-09).

50451-09

G. CUSTOM FOOTPEGS AND SHIFTER PEG

This footpeg grouping is chrome-plated and features a zinc die-cast body with steel shaft. The black rubber pads have Harley-Davidson® graphics molded-in for rich detail. Allen® wrench included.

1. 50915-90T Footpegs – Large Diameter.

Fits models with H-D male mount-style footpeg supports (except the rider position on '15-later XG, '08-later FXCW, FXCWC, FXS, FXSB, FXSBSE and FXSE, '07-'10 XL883L, '07-later XL883N, XL1200N, XL1200T, XL1200V and XL1200X, '11-later XL1200C, '16-later XL1200CX, '17-later XL1200CP and XL1200CA and '08-'13 XR).

2. 50916-90T Footpegs – Small Diameter.

Fits models with H-D male mount-style footpeg supports (except the rider position on FXCW, FXCWC, FXS, FXSB, FXSBSE and FXSE, '15-later XG, '06-later Dyna, '03-later Sportster, '07-'10 XL883L, '07-later XL883N, XL1200N, XL1200T, XL1200V and XL1200X, '11-later XL1200C, '16-later XL1200CX, and '17-later XL1200CP and XL1200CA).

3. 34635-90T Custom Shifter Peg.

Fits all models (except '06-later VRSC models with forward controls and '08-'13 XR).

620 CONTROLS

Hand & Foot Control Collections

NARROW BAND BILLET COLLECTION

A raw look wrapped in class. This hand and foot control collection features a deep knurled surface for a positive grip and slim black rubber stripes over the chrome finish for stylish contrast. The mirror chrome finish over the knurled surface scatters light to grab the attention of fellow riders. These components look great next to either chrome or black controls and help you establish your own customizing direction.

A. NARROW BAND BILLET HAND GRIPS

Continuing the distinctive knurled chrome and rubber band look of the billet footpegs, these hand grips provide a clean, custom look. The end caps are adorned with a Bar & Shield® logo.

56100179

Fits '15-later XG models.

B. NARROW BAND BILLET FOOTPEGS AND SHIFTER PEG

These high-quality, dramatic custom pegs are machined from premium 6061-T6 aluminum, then polished and chrome-plated for long-lasting good looks.

50978-99A Footpegs – Small Diameter.

Fits models with H-D® male mount-style footpeg supports (except the rider position on '07-'10 XL883L, '07-later XL883N, XL1200N, XL1200T, XL1200V and XL1200X, '11-later XL1200C, '16-later XL1200CX, '17-later XL1200CP and XL1200CA, '08-'13 XR and '08-later FXCW, FXCWC, FXS, FXSB, FXSBSE and FXSE).

49254-99 Shifter Peg.

Fits all models (except '06-later VRSC™ models with forward controls and '08-'13 XR).

C. NARROW BAND BILLET BRAKE PEDAL PAD

Designed to complement the distinctive knurled chrome and rubber look of the Narrow Band footpegs and hand grips, these brake pedal pads complete the clean, custom billet look.

42629-00 Small.

Fits '15-later XG models, '14-later XL models with Extended Reach Forward Control Kit P/N 50700030, '93-later Dyna® models with forward controls, and '84-later FX Softail® models (except FXSTDSE).



A. NARROW BAND BILLET HAND GRIPS



A. NARROW BAND BILLET HAND GRIPS



B. NARROW BAND BILLET FOOTPEGS AND SHIFTER PEG



C. NARROW BAND BILLET BRAKE PEDAL PAD (SHOWN WITH FOOTPEG)



C. NARROW BAND BILLET BRAKE PEDAL PAD

Model Family Fitment:

- V-ROD
- SPORTSTER
- DYNA
- SOFTAIL
- TOURING

Not all products are available in all countries – please consult your dealer for details.



D. VINTAGE WHITE HAND GRIPS

VINTAGE WHITE COLLECTION

This complete hand and foot control collection was inspired by Harley-Davidson® motorcycles of the 1940s. The molded white rubber complements the style of a classic ride, and lends a touch of tradition to the hot "bobber" look. The Vintage White Collection Hand & Foot Controls are easy to clean. Simply use a clean, white cloth and Harley-Davidson Wheel and Tire Cleaner P/N 93600024. Rinse with clean water and dry thoroughly.

D. VINTAGE WHITE HAND GRIPS

These hand grips feature a comfortable nostalgic hourglass style with a chrome accent ring and a molded-in Harley-Davidson logo.

56100054

Fits '96-later VRSC™, XL, XR and Dyna® (except FXDLS), '95-'15 Softail® (except FLSTNSE, FLSTSE, FXSBSE and '11-'12 FLSTSE) and '96-'07 Touring models.

56100104

Fits '16-later Dyna FXDLS and Softail models, '14-'15 FLSTNSE, '11-'12 FLSTSE, '13-'14 FXSBSE, and '08-later Touring and Trike models.



E. VINTAGE WHITE CUSHIONED FOOTPEGS – LARGE



E. VINTAGE WHITE CUSHIONED FOOTPEGS & SHIFTER PEG

E. VINTAGE WHITE CUSHIONED FOOTPEGS

These classic white footpegs feature cushioned rubber tread for sure-footed comfort and traction. The pegs can be used in many "male-mount" style mounts for rider, passenger and highway peg applications. Sold in pairs.

50500406 Footpegs – Large.

Fits models with H-D® male mount-style footpeg supports (except the rider position on '15-later XG, '07-'10 XL883L, '07-later XL883N, XL1200N, XL1200T, XL1200V and XL1200X, '11-later XL1200C, '16-later XL1200CX, '08-'13 XR and '08-later FXCW, FXCWC, FXS, FXSB, FXSBSE and FXSE).

50500407 Footpegs – Small.

Fits models with H-D male mount-style footpeg supports (except the rider position on '07-'10 XL883L, '07-later XL883N, XL1200N, XL1200T, XL1200V and XL1200X, '11-later XL1200C, '16-later XL1200CX, '08-'13 XR and '08-later FXCW, FXCWC, FXS, FXSB, FXSBSE and FXSE).

50500421 Footpegs with Stylized Wear Peg.

Fits '11-later XL883L and XL1200C, '16-later XL1200CX, '12-later XL1200V, '10-later XL1200X, '08-'11 FXCW and FXCWC, and '11-later FXS and FXSB, and '16-later FXSE models. Requires separate purchase of Wear Pegs P/N 33130-07A.

F. VINTAGE WHITE SHIFTER PEG

Designed with the minimalistic shape of the Original Equipment components, this rubber shifter peg provides plenty of traction and protects the toe of your boot from scuffing while shifting.

33600071

Fits all models (except '06-later VRSC models with forward controls and '08-'13 XR models).



F. VINTAGE WHITE SHIFTER PEG



G. VINTAGE WHITE BRAKE PEDAL PAD

G. VINTAGE WHITE BRAKE PEDAL PAD

Designed as a slip-on replacement for the Original Equipment brake pad, this rubber brake pedal pad completes the look of the White Collection.

50600157 Large.

Fits '12-'16 FLD, '86-later FL Softail and '80-later Touring and Trike models.

H. VINTAGE WHITE FOOTBOARD INSERTS

Designed as a direct replacement for the Original Equipment black rubber footboard mats, these white rubber inserts combine classic style with modern ride-improving isolation. Sold in pairs.

50500411 Rider – Traditional Shape.

Fits '12-'16 FLD and '86-later Softail, Touring and Trike models equipped with traditional-shaped rider footboards.

50500416 Passenger – Traditional Shape.

Fits models equipped with traditional-shaped passenger footboards.



H. VINTAGE WHITE RIDER FOOTBOARD INSERTS— (SHOWN WITH VINTAGE WHITE BRAKE PEDAL PAD)



H. VINTAGE WHITE PASSENGER FOOTBOARD INSERTS

622 CONTROLS

Hand Grips – Heated

HEATED HAND GRIPS

Keep comfortable on those cool mornings or frigid night rides. Warm hands have a major impact on overall body comfort and sometimes gloves just aren't enough. These thermostatically controlled grips feature variable heat settings controlled with a military grade resistor and use automatic temperature monitoring to adjust to ambient temperatures. With both hands on the grips, they will remain at a constant temperature regardless of changes in outside temperature. The self-contained control circuit and control knob means you have no additional switches or controller boxes to mount and the grips are switched on/off with the ignition to avoid draining your battery. The glueless grip design allows grip removal if you change handlebars or motorcycles.

A. HEATED HAND GRIPS – AIRFLOW

Wrap your fingers around the chrome ridge for a sweet tactile feel. These grips combine a traction-grip crosshatch rubber surface with a comfortable 1.6" diameter for excellent control in wet or dry weather. These grips have been thermally mapped to provide more uniform heat and are designed to achieve a maximum operating temperature approximately 20° Fahrenheit warmer than previous accessory heated grips for added warmth during cold rides.

56100107

Fits '16-later Dyna® FXDLS and Softail®, and '08-later Touring and Trike models. Does not fit CVO models (except FXSE). '16-later Softail models require separate purchase of Electrical Connection Kit P/N 72673-11. '14-'16 Touring and Trike models require separate purchase of Electrical Connection Kit P/N 69200722. '17-later Touring and Trike models require Electrical Connection Kit P/N 69201599. Not for use with internally wired handlebars.

56100111

Fits '96-later VRSC™, XL, XR, Dyna (except FXDLS) and '96-'15 Softail (except FLSTSE, FLSTNSE, and FXSBSE) and '96-'07 Touring models. '14-later XL, '12-later Dyna and '11-'15 Softail models require separate purchase of Electrical Connection Kit P/N 72673-11. Not for use with internally wired handlebars.

B. HEATED HAND GRIPS – SLIPSTREAM

Slipstream Grips have been thermally mapped to provide more uniform heat and are designed to achieve a maximum operating temperature approximately 20° Fahrenheit warmer than previous accessory heated grips for added warmth during cold rides.

56100027

Fits '16-later Dyna FXDLS and Softail, and '08-later Touring and Trike models. Does not fit CVO models (except FXSE). '16-later Softail models require separate purchase of Electrical Connection Kit P/N 72673-11. '14-'16 Touring and Trike models require separate purchase of Electrical Connection Kit P/N 69200722. '17-later Touring and Trike models require Electrical Connection Kit P/N 69201599. Not for use with internally wired handlebars.

56100030

Fits '96-later VRSC, XL, XR, Dyna (except FXDLS) and '96-'15 Softail (except FLSTSE, FLSTNSE, and FXSBSE) and '96-'07 Touring models. '14-later XL, '12-later Dyna and '11-'15 Softail models require separate purchase of Electrical Connection Kit P/N 72673-11. Not for use with internally wired handlebars.

C. HEATED HAND GRIPS – STREAMLINER

Complement the Streamliner look with these matching grips. The rich black rubber provides a positive grip while riding and the chrome tri-line design will provide just the right touch of chrome. These grips have been thermally mapped to provide more uniform heat and are designed to achieve a maximum operating temperature approximately 20° Fahrenheit warmer than previous accessory heated grips for added warmth during cold rides.

56100047

Fits '16-later Dyna FXDLS and Softail, and '08-later Touring and Trike models. Does not fit CVO models (except FXSE). '16-later Softail models require separate purchase of Electrical Connection Kit P/N 72673-11. '14-'16 Touring and Trike models require separate purchase of Electrical Connection Kit P/N 69200722. '17-later Touring and Trike models require Electrical Connection Kit P/N 69201599. Not for use with internally wired handlebars.



A. HEATED HAND GRIPS – AIRFLOW



B. HEATED HAND GRIPS – SLIPSTREAM



C. HEATED HAND GRIPS – STREAMLINER

CONTROLS 623

Hand Grips – Heated



D. HEATED HAND GRIPS – BLACK RUBBER



E. CONTOURED HEATED HAND GRIPS



E. CONTOURED HEATED HAND GRIPS



E. WILLIE G SKULL HEATED HAND GRIPS



E. CHROME AND RUBBER HEATED HAND GRIPS



E. NOSTALGIC HEATED HAND GRIPS

D. HEATED HAND GRIPS – BLACK RUBBER

Original Equipment on the FLHTK Ultra Limited model, these Black Rubber Heated Grips feature smooth surfaces and a clean design that complements any styling direction.

56100034

Fits '16-later Dyna® FXDLS and Softail®, and '08-later Touring and Trike models. Does not fit CVO models (except FXSE). '16-later Softail models require separate purchase of Electrical Connection Kit P/N 72673-11. '14-'16 Touring and Trike models require separate purchase of Electrical Connection Kit P/N 69200722. '17-later Touring and Trike models require Electrical Connection Kit P/N 69201599. '08-'09 models require separate purchase of Jumper Harness P/N 70415-08A, Connector P/N 72902-01BK, and Terminal Pin P/N 72990-01 (Qty 2). See instruction sheet for details. Not for use with internally wired handlebars.

E. HEATED HAND GRIPS – COLLECTIONS

Styled to complement Harley-Davidson® hand and foot control collections, these thermostatically controlled heated hand grips will keep you comfortable on a cool weather ride.

Fits '16-later Dyna FXDLS and Softail, and '08-later Touring and Trike models. Does not fit CVO models (except FXSE). '16-later Softail models require separate purchase of Electrical Connection Kit P/N 72673-11. '14-'16 Touring and Trike models require separate purchase of Electrical Connection Kit P/N 69200722. '17-later Touring and Trike models require Electrical Connection Kit P/N 69201599. Not for use with internally wired handlebars.

56512-08A Contoured.

56926-08A Willie G™ Skull.

56196-08A Chrome and Rubber – Small.

Fits '96-later VRSC™, XL, XR, Dyna (except FXDLS) and '96-'15 Softail (except FLSTSE, FLSTNSE, and FXSBSE) and '96-'07 Touring models. '14-later XL, '12-later Dyna and '11-'15 Softail models require separate purchase of Electrical Connection Kit P/N 72673-11. Not for use with internally wired handlebars.

56512-02C Contoured.

56926-05A Willie G Skull.

56196-03C Chrome and Rubber – Small.

56174-03C Chrome and Rubber – Large.

56619-03B Nostalgic.

Model Family Fitment:

| | | |
|---|---|--|
|  V-ROD |  SPORTSTER |  DYNA |
|  SOFTAIL |  TOURING | |

Not all products are available in all countries – please consult your dealer for details.

624 CONTROLS

Hand Grips

A. GET-A-GRIP HAND GRIPS

Dressed in tactified rubber for superior traction, these elegant hand grips provide a positive connection to the controls in wet or dry weather. The soft touch cross-hatched rubber surface feels good against both gloved and bare skin and the "thicker in the middle" profile forms a natural fit with your closed fist. Shaped for maximum comfort, Get-A-Grip hand grips are available in your choice of standard or magnum diameters to comfortably accommodate almost any size hand. And you don't need to sacrifice style for comfort. Designed to accent any customizing direction, the mirror chrome or gloss black finishes complement both traditional and contemporary looks. The easy-to-install glueless design allows you to remove the grips for service without damage.

Fits '96-later VRSC™, XL, XR, Dyna® (except FXDLS), '96-'15 Softail® (except FLSTNSE, FXSBSE and '11-'12 FLSTSE) and '96-'07 Touring models.

56100007 Chrome, Standard 1.5" Diameter.

56100009 Chrome, Magnum 1.6" Diameter.

56100008 Black, Standard 1.5" Diameter.

56100010 Black, Magnum 1.6" Diameter.

Fits '16-later Dyna FXDLS and Softail models, '14-'15 FLSTNSE, '11-'12 FLSTSE, '13-'14 FXSBSE, and '08-later Touring and Trike models.

56100015 Chrome, Magnum 1.6" Diameter.

56100036 Black, Magnum 1.6" Diameter.



A. GET-A-GRIP HAND GRIPS – CHROME

B. VINTAGE WHITE HAND GRIPS

Comfortable hourglass style with a chrome accent ring and a molded-in Harley-Davidson® logo. These rubber grips were inspired by Harley-Davidson motorcycles of the 1940s. White hand grips complement the style of a classic ride and lend a touch of tradition to the hot "bobber" look.

56100054

Fits '96-later VRSC, XL, XR, Dyna (except FXDLS), '96-'15 Softail (except FLSTNSE, FXSBSE and '11-'12 FLSTSE) and '96-'07 Touring models.

56100104

Fits '16-later Dyna FXDLS and Softail models, '14-'15 FLSTNSE, '11-'12 FLSTSE, '13-'14 FXSBSE, and '08-later Touring and Trike models.



A. GET-A-GRIP HAND GRIPS – BLACK

C. NOSTALGIC HAND GRIPS – BLACK

Comfortable hourglass style with a chrome accent ring and a molded-in Harley-Davidson logo. These rubber grips were inspired by Harley-Davidson motorcycles of the 1940s.

56275-96B

Fits '96-later VRSC, XL, XR, Dyna (except FXDLS), '96-'15 Softail (except FLSTNSE, FXSBSE and '11-'12 FLSTSE) and '96-'07 Touring models.

56275-08

Fits '16-later Dyna FXDLS and Softail models, '14-'15 FLSTNSE, '11-'12 FLSTSE, '13-'14 FXSBSE and '08-later Touring and Trike models.



B. VINTAGE WHITE HAND GRIPS

Model Family Fitment:

V-ROD
 SPORTSTER
 DYNA

 SOFTAIL
 TOURING



C. NOSTALGIC HAND GRIPS – BLACK


Not all products are available in all countries – please consult your dealer for details.

CONTROLS 625

Footpegs



D. HAND GRIP DECORATIVE END CAPS – FLAME



D. HAND GRIP DECORATIVE END CAPS – SKULL

D. HAND GRIP DECORATIVE END CAPS

Throw some attitude onto your Smooth Leather, Custom Print Leather or Chrome and Rubber Horizontal Hand Grips. These easy-to-install caps replace the originals and take customization to a whole new level.

Fits Contoured Chrome and Rubber Custom Hand Grips P/N 56459-01A, Chrome and Rubber Horizontal Hand Grips P/N 56246-96A, 56263-96A, 56241-96 and 56258-96, Flame Hand Grips P/N 56518-02, Diamond Plate Hand Grips P/N 56688-04 and Smooth Leather Hand Grips P/N 56197-98A.

56676-02 Flame End Caps.

56658-00 Skull End Caps.


E. O-RING FOOTPEGS AND SHIFTER PEG

1. 49149-84A Shifter Peg.


Fits all models (except '06-later VRSC™ models with forward controls, '08-'13 XR models '06-later Dyna® models with forward controls) or FXSE models.

2. 49128-82 Footpegs.

Fits models with H-D® male mount-style footpeg supports (except the rider position on FXCW, FXCWC, FXS, FXSB, FXSBSE and FXSE, '15-later XG, '06-later Dyna, '03-later Sportster®, '07-'10 XL883L, '07-later XL883N, XL1200N, XL1200T, XL1200V and XL1200X, '11-later XL1200C, '16-later XL1200CX, and '17-later XL1200CP and XL1200CA).



E. O-RING FOOTPEGS AND SHIFTER PEG



F. FOOTPEGS AND SHIFTER PEG WITH CHROME END COVER

F. FOOTPEGS AND SHIFTER PEG WITH CHROME END COVER

Footpegs feature cushioned rubber tread for sure-footed comfort and the chrome end cap adds a touch of style.

1. 49117-77TB Footpegs – Small Diameter.

Fits models with H-D male mount-style footpeg supports (except the rider position on FXCW, FXCWC, FXS, FXSB, FXSBSE and FXSE, '15-later XG, '06-later Dyna, '03-later Sportster, '07-'10 XL883L, '07-later XL883N, XL1200N, XL1200T, XL1200V and XL1200X, '11-later XL1200C and '16-later XL1200CX, and '17-later XL1200CP and XL1200CA).

2. 34633-85T Shifter Peg.

Fits all models (except '06-later VRSC models with forward controls and '08-'13 XR).

3. 49500-92T 5.0" Extended Footpegs.

Fits models with H-D male mount-style footpeg supports (except the rider position on '07-'10 XL883L, '07-later XL883N, XL1200N, XL1200T, XL1200V and XL1200X, '11-later XL1200C, '16-later XL1200CX, '17-later XL1200CP and XL1200CA, '08-'13 XR and '08-later FXCW, FXCWC, FXS, FXSB, FXSBSE and FXSE).

G. LARGE CUSHIONED FOOTPEG KIT

Large diameter footpegs feature cushioned rubber tread for sure-footed comfort.

49110-98

Fits models with H-D male mount-style footpeg supports (except the rider position on '07-'10 XL883L, '07-later XL883N, XL1200N, XL1200T, XL1200V and XL1200X, '11-later XL1200C, '16-later XL1200CX, '08-'13 XR and '08-later FXCW, FXCWC, FXS, FXSB, FXSBSE and FXSE).



G. LARGE CUSHIONED FOOTPEG KIT



H. REPLACEMENT FOOTBOARD MATS

H. REPLACEMENT FOOTBOARD MATS

50614-91A

Fits all isolator-type footboards. Stock on '91-'05 models.

626 CONTROLS

Footboards

CUSTOM FOOTBOARDS

To add style to your ride, install custom footboard inserts that match the shape of your Original Equipment footboards. To radically change the look, select footboard pans in a new shape or finish and add coordinating inserts that highlight your custom direction.

A. SWEEP WING RIDER FOOTBOARD PANS – CHROME

Add a sleek tapered look to your footboard-equipped model. These chrome-plated Sweep Wing Pans are installed using the Original Equipment mounts and hardware. Add your choice of Sweep-Wing Shaped footboard inserts (sold separately).

Fits '12-'16 FLD and '86-later FL Softail® (except FLS, FLSS, FLSTFB and FLSTFBS), Touring (except FLHTCUL, FLHTKL and FLHTCUL TC) and Trike models.

50683-04 Right.

50688-04 Left.



A. SWEEP WING RIDER FOOTBOARD PANS – CHROME (SHOWN WITH STREAMLINER INSERT)



A. SWEEP WING RIDER FOOTBOARD PANS – CHROME

B. BLACK RIDER FOOTBOARD PANS

Complete the blacked-out transformation. Replace the Original Equipment chrome footboard pans with sinister gloss black. Kit includes both the right and left pan and is installed using the Original Equipment hardware and insert pad. Custom footboard inserts are sold separately.

Fits '12-'16 FLD and '86-later FL Softail (except FLS, FLSS, FLSTFB and FLSTFBS), Touring (except FLHTCUL, FLHTKL and FLHTCUL TC) and Trike models.

51322-08 Traditional Shape.

51060-08 Sweep Wing Shape.



B. BLACK RIDER FOOTBOARD PANS – TRADITIONAL SHAPE



B. BLACK RIDER FOOTBOARD PANS – SWEEP WING SHAPE

C. HALF-MOON RIDER FOOTBOARDS

Combine the style of the '40s with the comfort of today. The classic half-moon-shaped rider footboards are available in polished stainless steel or gloss black finish to complement your styling direction. The traditional Harley-Davidson® rubber insert features a vibration-isolation design for a long, comfortable ride. Kit includes left and right footboard pans and matching rubber inserts.

Fits '86-later FL Softail models.

51345-08 Polished Stainless Steel.

51400-08 Gloss Black.



C. HALF-MOON RIDER FOOTBOARDS – POLISHED STAINLESS STEEL



C. HALF-MOON RIDER FOOTBOARDS – GLOSS BLACK



CONTROLS 627

Footboards



D. FLHX PASSENGER FOOTBOARD PANS

D. FLHX PASSENGER FOOTBOARD PANS

Combine passenger comfort with a sinister blacked-out style. These unique Swept Wing Passenger Footboard Pans complement the Swept Wing Rider Footboard shape and allow you to replace the Original Equipment FLHX passenger footpegs with footboards. When folded, the footboards showcase the rich black anodized finish and machined aluminum tri-line FLHX highlights. Kit includes left and right footboard pans. Footboard pans accept Original Equipment or custom accessory Swept Wing footboard inserts (sold separately). Footboard supports required.

50500041

Fits '06-later Dyna®, '00-later Softail® and '86-later Touring models equipped with passenger footboard supports. Does not fit Trike models.

E. SWEPT WING PASSENGER FOOTBOARD PANS

These unique Swept Wing Passenger Footboard Pans complement the Swept Wing Rider Footboard shape and allow you to replace the Original Equipment passenger footpegs on certain models with footboards. When folded, the footboard displays a mirror chrome surface in your choice of smooth or ball-milled grooved design. Footboard inserts and footboard supports sold separately.

Fits '06-later Dyna, '00-later Softail and '86-later Touring models equipped with passenger footboard supports. Does not fit Trike models.

50357-04 Chrome – Grooved.

50716-04 Chrome – Smooth.

F. HALF-MOON PASSENGER FOOTBOARD PANS AND INSERTS

Styled to match the Half-Moon Rider Footboards, these classic passenger footboards add both style and comfort to your nostalgic ride. Available in mirror chrome or gloss black finish, the kit includes left and right footboard pan and vibration-isolation footboard inserts. Model-specific footboard mounts are sold separately.

Fits '06-later Dyna, '00-later Softail and '86-later Touring models equipped with passenger footboard supports. Does not fit Trike models.

50807-08 Chrome.

50810-08 Gloss Black.



E. SWEPT WING PASSENGER FOOTBOARD PANS – CHROME GROOVED



E. SWEPT WING PASSENGER FOOTBOARD PANS – CHROME SMOOTH



F. HALF-MOON PASSENGER FOOTBOARD PANS – CHROME



F. HALF-MOON PASSENGER FOOTBOARD PANS – GLOSS BLACK



Model Family Fitment:

- V-ROD
- SPORTSTER
- DYNA
- SOFTAIL
- TOURING

Not all products are available in all countries – please consult your dealer for details.

628 CONTROLS

Footboards

A. PASSENGER FOOTBOARD PANS – CHROME

Replace the factory black painted passenger footboard with the custom look of smooth chrome. The kit includes left- and right-hand traditional D-shaped footboard pans, chrome-plated and ready to install with your Original Equipment hardware. Just add your choice of footboard insert for the finishing touch. Footboard supports sold separately.

50752-04

Fits '06-later Dyna®, '00-later Softail® and '86-later Touring and Trike models equipped with passenger footboard supports.

B. MINI FOOTBOARD KIT

This footboard kit can be installed in place of traditional footpegs and provides a little additional leg support and more options to move your legs around on a long ride. Mini Footboards mount to the standard H-D® style footpeg supports and can be used in many rider, passenger and highway peg applications. Sole-gripping rubber complements Original Equipment or accessory footboards and footpegs and adds vibration isolation and a rich appearance.

Fits rider position:

VRSC™ models with forward controls (except VRSCDX and VRSCF), '06-earlier XL, '07-'10 XL883, XL883R, XL883C, XL1200C and XL1200R and '07-'11 XL1200L, Dyna (except FLD) and Softail models with forward controls (except FXCW, FXCWC, FXS, FXSB or FXSBSE).

Fits passenger position:

All models with H-D male-mount passenger peg mounts (except '06-earlier VRSC, '03-earlier XL, '05-earlier Dyna and Softail models equipped with Shotgun exhaust). Softail models require separate purchase of Support Kit P/N 50454-09.

Fits highway peg position:


All models with frame-mount or engine guard-mount highway pegs (except Whiskers Adjustable Highway Bar P/N 50855-09 and 50865-09).

50500139 Small 3.0" – Chrome.


50500144 Small 3.0" – Gloss Black.

50500109 Large 4.0" – Chrome.

50500124 Large 4.0" – Gloss Black.



A. PASSENGER FOOTBOARD PANS – CHROME



B. MINI FOOTBOARD KIT – LARGE CHROME



B. MINI FOOTBOARD KIT – LARGE GLOSS BLACK



4" Chrome

3" Chrome

4" Gloss Black

3" Gloss Black

B. MINI FOOTBOARD KIT

CONTROLS 629

Footpegs



C. BULLET TIP FOOTPEG BOLT KIT – CHROME



C. BULLET TIP FOOTPEG BOLT KIT – CHROME

Put the final touch on a custom footpeg installation with this chrome Bullet Tip Footpeg Bolt Kit. Sold in pairs, this accessory includes chrome button head bolts, washers and uniquely styled nuts. All hardware is developed to Original Equipment standards to ensure product quality.

94133-01

Fits male mount-style footpegs (except '08-'13 XR models).

D. FOOTPEG MOUNTING HARDWARE KIT – CHROME

Polished and chrome-plated hex head bolts replace the Original Equipment footpeg mounting hardware for a truly finished look. Kit includes two chrome-plated bolts and lock nuts with nylon inserts. The bolts carry a Harley-Davidson® Bar & Shield® proof mark. All hardware is developed to Original Equipment standards to ensure product quality.

94139-01

Fits male mount-style footpegs (except FLSTSE and '08-'13 XR models).



D. FOOTPEG MOUNTING HARDWARE KIT – CHROME



E. FOOTPEG MOUNTING PINS – POLISHED

E. FOOTPEG MOUNTING PINS – POLISHED

Stainless steel for rust and corrosion resistance. Polished for good looks. Replaces Original Equipment footpeg mounting hardware.

42679-01

Fits male mount-style footpegs (except '08-'13 XR models).

F. ADJUSTABLE PASSENGER FOOTPEG MOUNT KIT

Maximize your passenger's riding comfort. Proper foot position reduces the cramped or stretched-out feeling and relieves pressure on the knees and the tailbone. These Adjustable Mounts raise and lower the passenger footpeg to accommodate taller and shorter passengers. Easy to adjust with common tools, the mount adjusts through a 360° range (depending on model), allowing both fore and aft and up and down height adjustment. Kit includes left and right adjustable support assembly and all required mounting hardware. Footpegs sold separately.

50763-09

Fits models with H-D® male mount-style passenger footpeg supports (except Softail®). Does not fit with Heel Raiser Footpeg Kit P/N 50178-09. Does not fit the rider position.



F. ADJUSTABLE PASSENGER FOOTPEG MOUNT KIT



G. ENGINE GUARD MOUNT FOOTPEGS*

Custom engine guard mounted footpegs let you stretch your legs in style. Easy to install chrome-plated pegs clamp firmly to the guard. Sold in pairs.

Fits highway peg position on 1.0" and 1.25" engine guards (except VRSC™).

49102-86T Harley® Script.

49144-86 Rubber Inserts.



G. ENGINE GUARD MOUNT FOOTPEGS – HARLEY SCRIPT



G. ENGINE GUARD MOUNT FOOTPEGS – RUBBER INSERTS



***WARNING:** Do not use engine guard footpegs under normal stop and go operating conditions. Doing so could result in death or serious injury.

Model Family Fitment:

- V-ROD
- SPORTSTER
- DYNA
- SOFTAIL
- TOURING

Not all products are available in all countries – please consult your dealer for details.

630 CONTROLS

Highway Pegs

A. BILLET ENGINE GUARD FOOTPEG MOUNTING KIT*

Here's a stylish way to get your feet into the wind. This beautifully polished Billet Aluminum Footpeg Mount Kit installs easily on your engine guard and lets you stretch your legs on cross-country rides. Available in your choice of chrome or gloss black finishes. Works with all H-D® style male-mount footpegs.

Fits front engine guards with 1.25" diameter tubing (except VRSC™ Engine Guard P/N 49267-01A, 49388-09, XL Engine Guard P/N 49060-04, 49287-11, 49215-07 or Softail® Nostalgic Engine Guard P/N 49037-05A). Requires separate purchase of Chrome Bullet Tip Footpeg Bolt Kit P/N 94133-01.

50957-02B Chrome.

54234-10 Gloss Black.



A. BILLET ENGINE GUARD FOOTPEG MOUNTING KIT – CHROME



A. BILLET ENGINE GUARD FOOTPEG MOUNTING KIT – GLOSS BLACK

B. ADJUSTABLE HIGHWAY PEG MOUNTING KIT – ANGLED*

Stretch out for added comfort. This Adjustable Highway Peg Mounting Kit can be set for shorter riders and it can be reversed to reach far forward for those with long legs. The angled design allows the arm to reach back and around to clear fairing lowers. The arm can be raised and lowered for a custom fit. The mounting clamp firmly grips the engine guard and the locking design secures the peg at the desired angle. Available in mirror chrome or gloss black finishes, the complete kit includes matching mounting hardware. Footpegs sold separately.

Fits 1.25" engine guards.

50829-07A 5.0" Long Angled – Chrome.

50830-07A 2.5" Short Angled – Chrome.

50500167 5.0" Long Angled – Gloss Black.

50500168 2.5" Short Angled – Gloss Black.



B. ADJUSTABLE HIGHWAY PEG MOUNTING KIT – LONG ANGLED – CHROME



B. ADJUSTABLE HIGHWAY PEG MOUNTING KIT – SHORT ANGLED – CHROME



B. ADJUSTABLE HIGHWAY PEG MOUNTING KIT – LONG ANGLED – GLOSS BLACK



B. ADJUSTABLE HIGHWAY PEG MOUNTING KIT – SHORT ANGLED – GLOSS BLACK



***WARNING:** Do not use engine guard footpegs under normal stop and go operating conditions. Doing so could result in death or serious injury.



***WARNING:** Do not use highway pegs under normal stop and go operating conditions. Doing so could result in death or serious injury.

Model Family Fitment:

- V-ROD
- SPORTSTER
- DYNA
- SOFTAIL
- TOURING

Not all products are available in all countries – please consult your dealer for details.



C. ADJUSTABLE HIGHWAY PEG MOUNTING KIT – LONG OFFSET



C. ADJUSTABLE HIGHWAY PEG MOUNTING KIT – SHORT OFFSET

C. ADJUSTABLE HIGHWAY PEG MOUNTING KIT – OFFSET*

Take rider comfort to the next level. These Offset Adjustable Highway Peg Mounts allow the rider a wide range of adjustment to accommodate nearly every shape and size. The offset design allows installation on the side or top of the engine guard and the 360° rotation permits comfortable positioning for short or tall riders. The clamp securely grips the engine guard and the locking design keeps the peg at the desired angle. Kit includes chrome-plated clamp, adjustable arm and chrome mounting hardware. Footpegs are sold separately.

Fits 1.25" engine guards.

50827-07A 4.5" Long Offset

50828-07A 3.0" Short Offset.

D. ADJUSTABLE HIGHWAY PEG MOUNTING KIT – 360°*


Change your foot position for added comfort on long stretches of open road. The 360° Adjustable Highway Peg can be rotated and locked in a wide range of positions to accommodate both the tall and short rider. The chrome-plated clamp holds its place on the engine guard and the arm locks the peg securely in position. Kit includes chrome-plated mount, arm and installation hardware. Footpegs sold separately.

50832-07A 3.0" Short Offset.

Fits 1.25" engine guards.



D. ADJUSTABLE HIGHWAY PEG MOUNTING KIT – 360°



E. ENGINE GUARD FOOTPEG MOUNTING KIT

E. ENGINE GUARD FOOTPEG MOUNTING KIT*

Allows easy installation of any H-D® male mount-style footpegs on to H-D front engine guards. All pieces necessary are included in the kit, with no extra hardware to buy.

50964-98

Fits 1.25" engine guards (except VRSC™ Guard P/N 49267-01A, 49388-09, XL Engine Guard P/N 49060-04 or 49215-07 or Softail® Nostalgic Engine Guard P/N 49037-05A).

F. FOOTPEG THREE-PIECE CHROME CLAMP*

For use on frame or engine guard. Universal mount except VRSC models.

50903-85T

Fits 1.25" engine guards (except VRSC Engine Guard P/N 49267-01A, 49388-09, XL Engine Guard P/N 49060-04 or 49215-07 or Softail Nostalgic Engine Guard P/N 49037-05A).

G. ENGINE GUARD FOOTPEG MOUNT CHROME HARDWARE KIT*

Jump from zinc to chrome with this chrome-plated hardware kit, which replaces the standard hardware in Engine Guard Footpeg Mounting Kit P/N 50964-98. Made to Original Equipment standards for unmatched quality, the bolts bear the Harley-Davidson® mark to signify they're the genuine article.

94140-02

Fits Engine Guard Footpeg Mounting Kit P/N 50964-98.



F. FOOTPEG THREE-PIECE CHROME CLAMP



G. ENGINE GUARD FOOTPEG MOUNT CHROME HARDWARE KIT



***WARNING:** Do not use engine guard footpegs under normal stop and go operating conditions. Doing so could result in death or serious injury.



***WARNING:** Do not use highway pegs under normal stop and go operating conditions. Doing so could result in death or serious injury.

632 CONTROLS

Mirrors

A. TAPERED FAIRING MOUNT MIRRORS*

Reflect your personal style. These slim forged aluminum Fairing Mount Mirrors minimize the profile at the edges of the Batwing Fairing for a clean custom look. The single-stalk mount permits a wide range of adjustability and the convex mirror face maximizes the field of view. The mirrors are designed as a direct replacement for the Street Glide® model's Original Equipment mirrors, and can be installed on other Batwing fairing-equipped models in place of handlebar-mounted mirrors. Tapered Fairing Mirrors are available in your choice of polished chrome or gloss black Edge Cut finish to match your styling direction.

Fits '14-later Electra Glide®, Street Glide, Ultra Limited and Tri Glide® models.

56000098A†† Chrome.

56000099A†† Edge Cut.



A. TAPERED FAIRING MOUNT MIRRORS – CHROME

B. FAIRING MOUNT MIRRORS – BLACK*

Fairing Mount Mirrors offer a truly innovative look from the traditional handlebar-mounted mirrors. Mounting just inside the inner fairing, the molded plastic mirror housings complement the contours of the batwing fairing. They provide a wide range of adjustability and feature convex mirror glass that maximizes your field of view. The Bar & Shield® logo is carefully laser-etched on each mirror glass. Kit includes necessary hardware, instructions and mounting template for easy installation.

56000076††

Fits '14-later Electra Glide, Ultra Limited and Tri Glide models. Original Equipment on Street Glide models (except FLHTCUTC).

91945-98B††

Fits '96-'13 Electra Glide and Trike models. Original equipment on Street Glide models.



A. TAPERED FAIRING MOUNT MIRRORS – EDGE CUT

C. FAIRING MOUNT MIRRORS – CHROME*

Add a splash of chrome to the batwing inner fairing. These Fairing Mount Mirrors de-clutter the handlebar and add a contemporary aero style to your ride. The attractive chrome housing provides a custom look and the convex mirror and wide range of adjustment maximizes your field of view. A direct bolt-on replacement for Original Equipment fairing mount mirrors, the kit includes the hardware and mounting template required for easy and accurate installation.

56000077

Fits '14-later Electra Glide, Street Glide, Ultra Limited and Tri Glide models (except FLHTCUTC).

56000029††

Fits '96-'13 Electra Glide, Street Glide and Trike models. Original Equipment on '12 FLHXSE models.



B. FAIRING MOUNT MIRRORS – BLACK

†† (E)



C. FAIRING MOUNT MIRRORS – CHROME

*Harley-Davidson® Motor Company cannot test and make specific fitment recommendations concerning every possible mirror and handlebar combination. Therefore, after installing new mirrors or handlebars and before operating the motorcycle, check to ensure that the mirrors provide the operator a clear view to the rear.

Not all products are available in all countries – please consult your dealer for details.



D. WINDSHIELD TRIM MIRROR MOUNTING KIT – (SHOWN WITH TAPERED WINDSHIELD TRIM MIRRORS)

D. WINDSHIELD TRIM MIRROR MOUNTING KIT*

Put your best look front and center. This Windshield Trim Kit adds a finishing touch to the base of the windshield and positions the rear view mirrors (sold separately) at the fairing's upper edge. The sweeping arms place the mirror shell in a high-mount location, and permit a wide range of up-down-fore-aft adjustability. You get a clean looking handlebar or inner fairing, and a great rear view past your shoulders. Kit includes 3-piece trim and all required mounting hardware. Mirrors sold separately.

57400254

Fits '14-later Electra Glide®, Street Glide®, Ultra Limited and Tri Glide® models. FLHX, FLHXS and FLHXSE models equipped with fairing mounted mirrors require separate purchase of Fairing Plug Kit P/N 57300063.

E. WINDSHIELD TRIM MIRRORS – TAPERED*

These Tapered Mirrors are a stylish addition to the Windshield Trim Mirror Mounting Kit P/N 57400254. The mirror provides a large reflective face for a great view to the rear, while the sculpted teardrop-shaped shell is styled to minimize the visual profile. Designed for easy installation and a wide range of adjustability, this kit includes left and right-hand mirror heads.

56000091

Fits models equipped with Windshield Trim Mirror Mounting Kit 57400254.

F. ILLUMINATED FAIRING MOUNT MIRROR COVERS – CHROME

Add auxiliary LED turn signals and a splash of chrome to the inner fairing. The perfect finishing touch to a fully dressed inner fairing, these chrome-plated mirror housings feature fast-acting amber LED turn signals at the outer edge. Side turn signals attract attention from the drivers around you and the plug-in, no-splice design simplifies installation.

56000084

Fits '14-later Touring and Trike models with fairing-mount mirrors. Does not fit with Split Vision Fairing Mount Mirrors P/N 92085-10 or Tapered Fairing Mount Mirrors P/N 56000098A or 56000099A.

92600-10

Fits '06-'13 FLHX and FLHXSE, Electra Glide models equipped with Fairing Mount Mirrors P/N 91945-98B. Does not fit with Split Vision Fairing Mount Mirrors P/N 92085-10.

G. FAIRING MOUNT MIRROR COVERS – CHROME

Add a splash of chrome to the inner fairing. The chrome-plated housings wrap around the back and side of the fairing mount mirrors, presenting a clean, uncluttered profile. The perfect finishing touch to a fully dressed inner fairing.

91924-09

Fits '06-'13 FLHX and FLHXSE models. Also fits Electra Glide models equipped with Fairing Mount Mirrors P/N 91945-98B. Does not fit with Split Vision Fairing Mount Mirrors P/N 92085-10.



E. WINDSHIELD TRIM MIRRORS – TAPERED (SHOWN WITH WINDSHIELD TRIM MIRROR MOUNTING KIT)



F. ILLUMINATED FAIRING MOUNT MIRROR COVERS – CHROME



G. FAIRING MOUNT MIRROR COVERS – CHROME



*Harley-Davidson® Motor Company cannot test and make specific fitment recommendations concerning every possible mirror and handlebar combination. Therefore, after installing new mirrors or handlebars and before operating the motorcycle, check to ensure that the mirrors provide the operator a clear view to the rear.

Model Family Fitment:

- V-ROD
- SPORTSTER
- DYNA
- SOFTAIL
- TOURING

Not all products are available in all countries – please consult your dealer for details.

634 CONTROLS

Mirrors

A. MIRRORS WITH AUXILIARY RUNNING LIGHT AND DIRECTIONAL INDICATOR*

Function and style in one package. This forged mirror combines a traditional swept shape with a contemporary addition – forward-facing auxiliary lighting. Smoked lenses hide bands of amber LED lamps that glow as running lamps when the ignition is on and add a fast-acting auxiliary directional indicator when the turn signals are activated. The forward-facing eye-level lamps command additional attention from oncoming traffic. Both mirrors flash when the emergency hazard lights are activated. The wiring is concealed in the housing and stem and is easily connected to the Original Equipment wiring harness. Available in mirror chrome or satin black finish.

Fits '14-later Touring (except Road King® and Road Glide®) and Trike models.


56000080 Chrome.

56000081 Black.

Fits '97-later models (except VRSCF, XG, XL1200X, FXDLS, FLSS, FLSTFBS, FXCWC and '14-later Touring). Also fits '14-later Road King models.

92059-07A Chrome.

92068-08A Satin Black.





A. MIRRORS WITH AUXILIARY RUNNING LIGHT AND DIRECTIONAL INDICATOR – CHROME

B. SLIPSTREAM MIRRORS*


The tapered shape and the rich finish of these Slipstream Mirrors set the stage for a show-winning look. The teardrop-shaped mirrors feature stylish aero-inspired spears deeply embedded in the surface and square-shouldered pads for a contemporary look. The rich chrome surfaces and contrasting raised black panels complement the complete Slipstream Collection and look right on both blacked-out and chrome-covered bikes.

56000006

Fits '82-later models (except VRSCF models, and XL1200X models with mirrors mounted below the handlebar).



A. MIRRORS WITH AUXILIARY RUNNING LIGHT AND DIRECTIONAL INDICATOR – SATIN BLACK



B. SLIPSTREAM MIRRORS

*Harley-Davidson® Motor Company cannot test and make specific fitment recommendations concerning every possible mirror and handlebar combination. Therefore, after installing new mirrors or handlebars and before operating the motorcycle, check to ensure that the mirrors provide the operator a clear view to the rear.

Not all products are available in all countries – please consult your dealer for details.

CONTROLS 635

Mirrors



C. EDGE CUT DOME MIRRORS



C. EDGE CUT DOME MIRRORS*

Keep an eye on everything, while everyone keeps an eye on you. These compact billet mirrors feature glass-smooth domed shells and wet-look black surfaces to reflect a new contemporary style. The mirrors feature a precision machined edge that exposes three bands of satin aluminum for a brilliant contrast, and sleek round stems to keep the mirrors close to the controls for a tight tucked-in profile.

56000090**

Fits '82-later models (except VRSCF models, and XL1200X models with mirrors mounted below the handlebar).

D. EDGE CUT STEM MIRRORS*

The slotted stem of this custom mirror is the ideal complement to the Edge Cut Collection of foot and hand controls. The tapered stems are black-anodized for a rich finish and the slots are machined to expose the raw aluminum and form the final cut back look. The satin black mirror shell complements the Original Equipment hand control finish for a cohesive look.

92441-10

Fits '82-later models (except VRSCF models, and XL1200X models with mirrors mounted below the handlebar).

E. BUCKSHOT MIRRORS*

The deep grooved and perforated stem of this custom mirror is the ideal complement to the Buckshot Collection of foot and hand controls. The tapered mirror and stem are satin black-coated for a deep luster.

92416-08

Fits '82-later models (except VRSCF models, and XL1200X models with mirrors mounted below the handlebar).

F. TRIBAL COLLECTION MIRRORS*

Billet-style mirror features a tapered shape that provides excellent rearward visibility. The deeply grooved stem and the swept-back design hug the contour of the handlebar and the tribal flames add an element of ancient mystery. The distinctive cast-in recesses of the tribal layout highlight the details in the metal work and add depth and dimension to the gloss black or polished chrome finish. Design complements the available Tribal Collection hand grips, footpegs and foot controls.

Fits '82-later models (except VRSCF models, and XL1200X models with mirrors mounted below the handlebar).


92410-09 Chrome.

92398-09 Gloss Black.

†† (E)




D. EDGE CUT STEM MIRRORS



E. BUCKSHOT MIRRORS



F. TRIBAL COLLECTION MIRRORS – CHROME



F. TRIBAL COLLECTION MIRRORS – GLOSS BLACK

*Harley-Davidson® Motor Company cannot test and make specific fitment recommendations concerning every possible mirror and handlebar combination. Therefore, after installing new mirrors or handlebars and before operating the motorcycle, check to ensure that the mirrors provide the operator a clear view to the rear.

Model Family Fitment:

| | | |
|---------|-----------|------|
| V-ROD | SPORTSTER | DYNA |
| SOFTAIL | TOURING | |

Not all products are available in all countries – please consult your dealer for details.

636 CONTROLS

Mirrors

A. PROFILE CUSTOM MIRRORS WITH SLOTTED STEM*

Billet-style mirror features a low-profile swept back design, slotted stem and a laser etched Harley-Davidson® script on mirror back. The teardrop shape provides excellent rearward visibility and the slim lines add a true custom touch.

91697-06A

Fits '82-later models (except VRSCF models, XL1200X models with mirrors mounted below the handlebar, and '14-later FLHTKSE).



A. PROFILE CUSTOM MIRRORS WITH SLOTTED STEM

B. PROFILE CUSTOM MIRRORS – SATIN BLACK*

These billet-style mirror feature a low-profile swept back design with a shape that tucks in close to the hand controls. The compact teardrop shape provides excellent rearward visibility and the slim lines add a true custom touch.

56000135 Satin Black with Solid Stem.

Fits '82-later models (except VRSCF, XL1200X models with mirrors mounted below the handlebar and '14-later FLHTKSE).

C. DOME MIRRORS – SATIN BLACK*

This special mirror features a smooth, dome-shaped billet head, unique single slot stem and a satin black mirror. It's a clean look that provides distinctive style.

92423-08A

Fits '65-later models (except VRSCF models, and XL1200X models with mirrors mounted below the handlebar).



B. PROFILE CUSTOM MIRRORS – SATIN BLACK

D. SPLIT VISION MIRRORS*

See even more of the world you just passed. This exclusive-design Split Vision Mirror minimizes blind spots and provides a wide panoramic rear view of the left and right lane and the road behind you. The mirror features a large primary panel for normal view and a second outboard convex panel for a wider field of vision. Chrome-plated to a brilliant shine, the mirror's shape adds a contemporary touch to the traditional teardrop design. The deep embossed Harley-Davidson script and the curving slotted stem set this mirror apart from the others.

92190-06

Fits '82-later models (except VRSCF models, and XL1200X models with mirrors mounted below the handlebar).



C. DOME MIRRORS – SATIN BLACK

*Harley-Davidson Motor Company cannot test and make specific fitment recommendations concerning every possible mirror and handlebar combination. Therefore, after installing new mirrors or handlebars and before operating the motorcycle, check to ensure that the mirrors provide the operator a clear view to the rear.

Model Family Fitment:

V-ROD
 SPORTSTER
 DYNA
 SOFTAIL
 TOURING



D. SPLIT VISION MIRRORS

Not all products are available in all countries – please consult your dealer for details.



E. TAILFIN CUSTOM MIRRORS



F. WILLIE G SKULL TEARDROP MIRRORS



G. TEARDROP MIRRORS – CLASSIC



G. TEARDROP MIRRORS – HARLEY-DAVIDSON SCRIPT



H. ONE-PIECE ROUND MIRRORS



I. LIVE TO RIDE LOGO COLLECTION MIRRORS – GOLD

E. TAILFIN CUSTOM MIRRORS*

This billet-style swept Tailfin Mirror offers a unique view of the road behind you. The finned mirror back and the custom raised-rib mirror stem combine to bring the art deco "streamliner" look into the 21st century. The die-cast mirror body and forged stem are polished and chrome-plated for a brilliant finish.

91696-05A

Fits '82-later models (except VRSCF models, XL1200X models with mirrors mounted below the handlebar, and '14-later FLHR, FLHRC, FLHRSE and FLHTKSE).

F. WILLIE G™ SKULL TEARDROP MIRRORS*

Add a little attitude to your ride. Styled to complement Harley-Davidson® Skull accessory items, the menacing raised skull with black-filled eyes leaps from a field of chrome. The surrounding Harley-Davidson Motorcycles script is the perfect finishing touch. The teardrop shape improves rearward visibility.

91315-04

Fits '82-later models (except VRSCF models, and XL1200X models with mirrors mounted below the handlebar).

G. TEARDROP MIRRORS*

These beautifully chrome-plated mirrors are available in two styles, Classic and Script. They feature laser-etched convex glass and black, color-filled graphics.

Fits '82-later models (except VRSCF models, and XL1200X models with mirrors mounted below the handlebar).

91971-98 Classic.

91968-98 Harley-Davidson Script.

H. ONE-PIECE ROUND MIRRORS*

Fits all models (except VRSCF models, and XL1200X models with mirrors mounted below the handlebar).

91931-92T Short Stem, Left Side.

91930-92T Short Stem, Right Side.

I. LIVE TO RIDE LOGO COLLECTION MIRRORS*

Fits '65-later models (except VRSCF models, and XL1200X models with mirrors mounted below the handlebar).

1. One-Piece Short Stem Mirrors

91866-90T Gold, Left.

91864-90T Gold, Right.

2. One-Piece Long Stem Mirrors

91871-93T Gold, Left.

91861-93T Gold, Right.

*Harley-Davidson Motor Company cannot test and make specific fitment recommendations concerning every possible mirror and handlebar combination. Therefore, after installing new mirrors or handlebars and before operating the motorcycle, check to ensure that the mirrors provide the operator a clear view to the rear.

Not all products are available in all countries – please consult your dealer for details.

638 CONTROLS

Mirrors

A. TAPERED MIRRORS*

Update your Harley® motorcycle with the latest style in mirrors. This 2003-later Original Equipment style tapered mirror provides improved rearward visibility, offers a wider range of adjustment and eliminates the rear fasteners for a cleaner look. Available in your choice of satin black or chrome finish.

Fits '65-later models (except VRSCF models, and XL1200X models with mirrors mounted below the handlebar).

92023-03A†† Black – Short Stem Kit.

91982-03B†† Black – Short Stem, Right.

91983-03B†† Black – Short Stem, Left.

91909-03B†† Black – Long Stem, Right.

91910-03B†† Black – Long Stem, Left.

92022-03A†† Chrome – Short Stem Kit.

91840-03B†† Chrome – Short Stem, Right.

91845-03B†† Chrome – Short Stem, Left.

91846-03B†† Chrome – Long Stem, Right.

91848-03B†† Chrome – Long Stem, Left.



A. TAPERED MIRRORS – BLACK



A. TAPERED MIRRORS – CHROME

B. MIRROR EXTENSION KIT*

See what's behind you. The Mirror Extension Kit improves visibility to the rear of your bike by repositioning mirrors outward approximately 2.0" and upward 1.0", clearing your field of view and allowing you to see past your shoulders. Available in your choice of chrome or satin black finish to match your mirrors and hand controls. Easy to install extenders fit a wide selection of Harley-Davidson® Original Equipment and accessory mirrors.

Fits '06-later Dyna® and '08-'14 Softail® models.

56000039 Chrome.

56000042 Satin Black.



B. MIRROR EXTENSION KIT – CHROME



C. MIRROR EXTENSION KIT*

Chrome-plated extenders relocate mirrors approximately two inches higher.

91907-87

Fits all models (except VRSCF models, and XL1200X models with mirrors mounted below the handlebars).



B. MIRROR EXTENSION KIT – SATIN BLACK



†† (E)

*Harley-Davidson Motor Company cannot test and make specific fitment recommendations concerning every possible mirror and handlebar combination. Therefore, after installing new mirrors or handlebars and before operating the motorcycle, check to ensure that the mirrors provide the operator a clear view to the rear.

Model Family Fitment:

V-ROD
 SPORTSTER
 DYNA

 SOFTAIL
 TOURING



C. MIRROR EXTENSION KIT

Not all products are available in all countries – please consult your dealer for details.

HAND CONTROL COMPONENTS

The flash of chrome. It's the first thing that everyone sees. And the one thing that everyone remembers. Dressing your bike's hand controls in chrome is one of the first steps in building a complete custom ride. After all, the hand controls are the one visual and physical connection you have with your bike every minute you are in the saddle. Harley-Davidson® offers all the components you need to make the custom conversion.



640 CONTROLS

Hand Controls

A. CHROME HAND CONTROL LEVER KIT

Continue the chrome theme with these Hand Control Levers. Cast from aluminum, these levers feature a custom finish designed to match the accessory chrome hand controls or complement Original Equipment-style black components. Clutch anti-rattle clip and new pivot bushing included.

36700053A

Fits '14-later XL models.

45075-07

Fits '96-'03 XL, '96-later Dyna® (except '16-later FXDLS), '96-'14 Softail® and '96-'07 Touring models. Does not fit Police or models equipped with hydraulic clutch.

44992-07

Fits '04-'13 XL and XR models.

42270-06B

Fits '06-later VRSC™ models.

46114-07

Fits '02-'05 VRSC and '96-'06 Dyna, Softail and Touring models equipped with hydraulic clutch.

36700104

Fits '15-later Softail models (except FLSS, FLSTFBS and FXSE).

41700422

Fits '17-later Touring models. Does not fit Trike models.

36700065

Fits '14-'16 Touring models equipped with hydraulic clutch. Does not fit Trike models.

38843-08

Fits '14-'16 FLHR and FLHRC and '08-'13 Touring and Trike models. Does not fit models equipped with hydraulic clutch.

41700423

Fits '17-later Trike models.

36700091

Fits '14-'16 Trike models.

B. BLACK HAND CONTROL LEVER KIT

Grab some black with these levers – a natural fit for black accessory handlebars or to further the blacked-out look of your motorcycle. A clutch anti-rattle clip and new pivot bushings are included.

36700052

Fits '14-later XL models.

44994-07

Fits '96-'03 XL, '96-later Dyna (except '16-later FXDLS), '96-'14 Softail and '96-'07 Touring models. Does not fit Police or models equipped with hydraulic clutch.

46944-07A

Fits '04-'13 XL and XR models.

42275-07A

Fits '06-later VRSC models.

36700105

Fits '15-later Softail models (except FLSS, FLSTFBS and FXSE).

41700421

Fits '17-later Touring models. Does not fit Trike models.

36700064

Fits '14-'16 Touring models equipped with hydraulic clutch. Does not fit Trike models.

38845-08

Fits '14-'16 FLHR and FLHRC and '08-'13 Touring and Trike models. Does not fit models equipped with hydraulic clutch.

C. EDGE CUT HAND CONTROL LEVER KIT

Styled to complement the Edge Cut components, these slotted hand levers feature a cut back finish that looks great against black or chrome hand controls. The crisp black anodized finish is machined to expose the raw aluminum highlights.

55798-10A

Fits '96-'03 XL, '96-later Dyna, '96-'14 Softail and '96-'07 Touring models. Does not fit Police or models equipped with hydraulic clutch.

41700424

Fits '17-later Touring models. Does not fit Trike models.

36700067

Fits '14-'16 Touring models equipped with hydraulic clutch. Does not fit Trike models.

36700004

Fits '14-'16 FLHR and FLHRC and '08-'13 Touring and Trike models. Does not fit models equipped with hydraulic clutch.

NEW



A. CHROME HAND CONTROL LEVERS

NEW



B. BLACK HAND CONTROL LEVERS

NEW



C. EDGE CUT HAND CONTROL LEVERS

NEW



D. SLOTTED HAND CONTROL LEVER KIT

D. SLOTTED HAND CONTROL LEVER KIT

Add that stripped-down custom look to your handlebar with these Slotted Chrome Hand Control Levers. Finished to a mirror-like shine, these billet-look levers place a touch of brilliance in the palm of your hand.

41700425

Fits '17-later Touring models. Does not fit Trike models.

36700066

Fits '14-'16 Touring models equipped with hydraulic clutch. Does not fit Trike models.

38853-08

Fits '14-'16 FLHR and FLHRC and '08-'13 Touring and Trike models. Does not fit models equipped with hydraulic clutch.

E. CLUTCH FERRULE AND BANJO BOLT COVER KITS

These chrome-plated die-cast covers provide a custom look to your hand controls. The pair of tapered covers conceals the brake banjo bolt cable and the clutch cable or hydraulic line connections as they enter the hand controls. The two-piece design is easy to install and adds a finishing touch to Original Equipment or braided lines and cables. Kits are available for models with cable- or hydraulic-operated clutch.

41300061 Brake and Cable Clutch.

Fits '84-later models (except VRSC™, '15-later XG, and '08-later XR). Will not fit models equipped with hydraulic clutch. Some models may require rotation of the front master cylinder banjo fitting. See the service manual for Brake systems procedures.

41300062 Brake and Hydraulic Clutch.

Fits '09-later VRSC, '14-later Touring (except Road Glide®), '14-later Trike and '08-later CVO models and bikes equipped with hydraulic clutch. Does not fit '15-later Softail® models. Some models may require rotation of the front master cylinder banjo fitting. See the service manual for Brake systems procedures.

F. CLUTCH FERRULE AND BANJO BOLT COVER KIT – CHROME

Die-cast chrome covers provide a custom look to your stock banjo bolts and handlebar clutch ferrule. Fits clutch ferrule on handlebar and banjo bolts on brake master cylinders and calipers. Installs in seconds.

32714-98A

Fits '84-later models with stock master cylinder and calipers (except '02-later VRSC, '15-later XG, '04-later XL, and '08-later Touring and Trike). Will not fit models equipped with hydraulic clutch.

G. BANJO BOLT KIT – CHROME

Replace the Original Equipment 12-point zinc finish brake line hardware with brilliant chrome custom tapered banjo bolts.

41842-06

Fits '91-'03 XL, '91-later Dyna® (except FXDF), '95-'14 Softail and '99-'00 FXR models equipped with single disc front brake. Does not fit on the Dyna or Softail ABS Hydraulic Control Unit or with Banjo Bolt Cover Kit P/N 32715-98. Kit includes one 7/16" banjo bolt, three 3/8" banjo bolts and eight sealing washers.

H. BANJO BOLT KIT – CHROME

Replace the Original Equipment zinc finish brake line hardware with brilliant chrome custom banjo bolts.

41843-08

Fits '06-later VRSC, '08-later Touring and '09-'13 Trike models.



E. CLUTCH FERRULE AND BANJO BOLT COVER KITS



E. BRAKE & CABLE CLUTCH



E. BRAKE & HYDRAULIC CLUTCH



F. CLUTCH FERRULE AND BANJO BOLT COVER KIT – CHROME



G. BANJO BOLT KIT – CHROME



H. BANJO BOLT KIT – CHROME

Model Family Fitment:

- V-ROD
- SPORTSTER
- DYNA
- SOFTAIL
- TOURING

Not all products are available in all countries – please consult your dealer for details.

642 CONTROLS

Hand Controls

A. CHROME CLUTCH BRACKET AND MASTER CYLINDER RESERVOIR KIT

Replace your stock painted aluminum controls with brilliant chrome, without compromising quality. This kit is manufactured from Original Equipment components and includes a Chrome Master Cylinder Cover. When combined with Chrome Switch Housing Kit, Chrome Switch Caps and other Harley-Davidson® Genuine Motor Accessories, this front brake control kit provides a look that does more than stop your bike – it can stop traffic.

41700190

Fits '14-later XL models with single disc front brake with ABS.

41700262

Fits '14-later XL models with single disc front without ABS.

45284-99D

Fits '96-'03 XL, '96-'05 Dyna® and Softail® models with single disc front brakes and cable operated clutch.

45281-99D

Fits '96-'03 XL, '96-'05 Dyna and Softail and '96-'04 Touring models with dual disc front brakes and cable operated clutch.

45355-08

Fits '08-later Dyna (except FXDF, FXDLS and '14-later FXDL) and '08-'14 Softail models equipped with single disc front brakes and cable operated clutch.

36700100

Fits '15-later Softail models with cable operated clutch.

45355-06A

Fits '06-'07 Dyna and Softail models equipped with single disc front brakes and cable operated clutch.

42100-06D

Fits '06-later VRSC™ models.

46112-02F

Fits '02-'05 VRSC models. Also fits hydraulic clutch-equipped '96-'05 Dyna and Softail and '96-'04 Touring models with dual disc front brakes.

41700440

Fits '17-later Touring models (except Road Glide® and Trike).

41700263C

Fit '14-'16 Touring models (except Road Glide) with hydraulic clutch. Does not fit Trike models.

42117-08A

Fits '08-'16 Touring models with cable operated clutch.

46418-05A

Fits '05-'07 Touring models with cable operated clutch.

41700441

Fits '17-later Trike models.

41700330

Fits '14-'16 Trike models with hydraulic clutch.

41700463

Fits '17-later Road Glide models.

41700324A

Fits '15-'16 Road Glide models.



A. CHROME CLUTCH BRACKET AND MASTER CYLINDER KIT – (41700190 SHOWN)




A. CHROME CLUTCH BRACKET AND MASTER CYLINDER KIT – (45355-08 SHOWN)



A. CHROME CLUTCH BRACKET AND MASTER CYLINDER KIT – (42117-08A SHOWN)



A. CHROME CLUTCH AND BRAKE MASTER CYLINDER KIT – (46112-02F SHOWN)



A. CHROME CLUTCH AND BRAKE MASTER CYLINDER KIT – (41700263C SHOWN)



A. CHROME CLUTCH AND BRAKE MASTER CYLINDER KIT – (41700324A SHOWN)



A. CHROME CLUTCH AND BRAKE MASTER CYLINDER KIT – (41700440 SHOWN)



A. CHROME CLUTCH AND BRAKE MASTER CYLINDER KIT – (41700463 SHOWN)

CONTROLS 643

Hand Controls



B. SWITCH HOUSING KIT – CHROME
(71500185 SHOWN)



B. SWITCH HOUSING KIT – CHROME
(71500442 SHOWN)



B. SWITCH HOUSING KIT – CHROME
(70222-96B SHOWN)



B. SWITCH HOUSING KIT – CHROME
(70223-96B SHOWN)



C. HANDLEBAR RESERVOIR COVER SET



B. SWITCH HOUSING KIT – CHROME

Convert your handlebar switch housings from black to brilliant chrome. Complete kit includes left and right housings sets. No switches or wiring required.

70222-96B

Fits '02-later VRSC™, '96-'13 XL, '08-'12 XR, '96-'11 Dyna®, and Softail® (except FXSTDSE) and '96-'13 Road King® (except FLHRSE) models.

71826-11

Fits '14-later XL, '12-later Dyna and '11-later Softail models not equipped with cruise control.

71500442

Fits '16-later Softail models equipped with Cruise Control.

71500185

Fits '14-later Touring and Trike models.

70223-96B

Fits '96-'13 FLHT and FLHTC, '06-'13 FLHX and FLTRX models without cruise control.

70228-96C

Fits '96-'13 FLHTCU, FLHTK, FLTR and FLTRU, '02-'13 FLHRC and '09-'13 FLHTCUTG models. Also fits '02-'13 FLHR models equipped with cruise control.

71813-09

Fits '96-'13 FLHT, FLHTC, FLHX and FLTRX models equipped with cruise control.

C. HANDLEBAR RESERVOIR COVER SET

This kit includes a chrome-plated clutch bracket, handlebar control clamps, master cylinder cover and hardware to completely finish chroming the hand controls. Combine with chrome-plated Switch Housing Kit P/N 70222-96B to finish the look. Cannot be used with Auxiliary Lighting Kits.

46099-98

Fits '96-'03 XL, '96-later Dyna, '96-'14 Softail and '96-'07 Touring models with dual disc front brakes. (Does not fit VRSC models or models equipped with hydraulic clutch.)

46098-98

Fits '96-'03 XL, '96-later Dyna and '96-'14 Softail models with single disc front brakes. (Does not fit models equipped with hydraulic clutch.)

Model Family Fitment:

- | | | |
|---|---|--|
|  V-ROD |  SPORTSTER |  DYNA |
|  SOFTAIL |  TOURING | |

Not all products are available in all countries – please consult your dealer for details.

644 CONTROLS

Hand Controls

A. SWITCH CAP KIT – CHROME

Not satisfied until everything you see is chrome? These Chrome Switch Cap Kits will add style to one of the most visible areas of your bike, the switches. Shaped for the same ergonomic feel as the Original Equipment hand control switches, these caps replace the stock black caps without re-wiring. The chrome switch caps complement other chrome hand control accessories (Chrome Master Cylinder Kit, Chrome Hand Levers, Chrome Switch Housings and Chrome Master Cylinder Cover) to complete the custom look.

71500187A

Fits '16-later FLHTCU, FLHTCUL, FLHTCUTG, FLHX, FLHXS, FLTRU, FLTRX and FLTRXS models. Does not fit CVO models.

71500186

Fits '16-later Road King® and Freewheeler® models. Does not fit CVO models.

71500228A

Fits '16-later FLHTK and FLHTKL models. Does not fit CVO models.

71500441

Fits '14-later XL, '12-later Dyna® and '11-later Softail® models. Kit includes switch cap for cruise-control equipped models.

71804-03

Fits '02-later VRSC™ and '96-'13 XL and XR; '96-'11 Dyna, '96-'13 FLHR and '98-'01 FLHRC models. FLHR models equipped with Cruise Control use Kit P/N 71808-03.

71500110

Fits '14-later XL, '12-later Dyna (except '16-later FXDLS), and '11-'15 Softail models.

71872-11

Fits '11 Softail models (except '11 FLSTSE).

71803-03

Fits '96-'13 FLHT, FLHTC, FLHX and FLTRX models without cruise control.

71802-03

Fits '96-'13 FLHTCU, FLHTK, FLTR and FLTRU and '09-'13 FLHTCUTG models.

71808-03


Fits '02-'13 FLHR and FLHRC models equipped with cruise control.

71816-09

Fits '96-'13 FLHT, FLHTC, FLHX and FLTRX models equipped with cruise control.

71656-07

Fits models equipped with Auxiliary On/Off Switch Kit P/N 71718-02.



A. SWITCH CAP KIT – CHROME (71500187A SHOWN)



A. SWITCH CAP KIT – CHROME (71500186 SHOWN)

A. SWITCH CAP KIT – CHROME (71500228A SHOWN)



A. SWITCH CAP KIT – CHROME (71500441 SHOWN)

A. SWITCH CAP KIT – CHROME (71500110 SHOWN)



A. SWITCH CAP KIT – CHROME (71816-09 SHOWN)

A. SWITCH CAP KIT – CHROME (71656-07 SHOWN)

CONTROLS 645

Hand Controls



B. TURN SIGNAL EXTENSION CAPS – BLACK
(71500179 SHOWN)



B. TURN SIGNAL EXTENSION CAPS – CHROME
(71500180 SHOWN)



B. TURN SIGNAL EXTENSION CAPS – BLACK
(71500286 SHOWN)



B. TURN SIGNAL EXTENSION CAPS – CHROME
(71500412 SHOWN)

B. TURN SIGNAL EXTENSION CAPS

Make signaling simple. These Turn Signal Extension Caps allow riders to easily reach and activate turn signals without repositioning or removing their hands from the grips. The one-piece design features a contoured thumb extension that places the left and right hand signal control in a comfortable position. Available in chrome and black, these Extension Caps replace the stock turn signal switch caps without re-wiring.

Fits '14-later XL, '12-later Dyna® and '11-later Softail® models (except FLSTSE and FXSBSE).

71500177 Black.

71500178 Chrome.

Fits '02-later VRSC™, '96-'13 XL, '08-'12 XR, '96-'11 Dyna, '96-'10 Softail and '96-'13 Touring and Trike models.

71500179 Black.

71500180 Chrome.

Fits '14-later Road King® and Freewheeler® models. Does not fit CVO models.

71500285 Black.

71500411 Chrome.

Fits '14-later Electra Glide®, Street Glide®, Ultra Limited, Road Glide® and Tri Glide® models. Does not fit CVO models.

71500286 Black.

71500412 Chrome.

C. LIGHTED HAND CONTROL SWITCHES

Add function and style to the Original Equipment hand controls. Lighted Hand Controls feature soft white LED backlighting that illuminates the switch function icons for enhanced nighttime visibility. You get at-a-glance identification and a modern up-to-date look. Kit includes plug-in switch packs for left- and right-hand controls.

71500248B

Fits '14-later Touring (except Road King) and FLHTCUTG models. Stock on '14-later CVO Touring models.

71500250B

Fits '14-'16 FLHR and FLHRC models.



C. LIGHTED HAND CONTROL SWITCHES



C. LIGHTED HAND CONTROL SWITCHES –
(71500248B SHOWN)



C. LIGHTED HAND CONTROL SWITCHES –
(71500250B SHOWN)

Model Family Fitment:

- V-ROD
- SPORTSTER
- DYNA
- SOFTAIL
- TOURING

Not all products are available in all countries – please consult your dealer for details.

646 CONTROLS

Hand Controls

A. FRONT MASTER CYLINDER COVER — CHROME

Includes chrome-plated cover, gasket and decal. Easily installed with included stainless steel screws.

45078-96D Brake.
Fits '02-'05 VRSC™, '96-'03 XL, '96-'05 Dyna® and Softail® and '96-'04 Touring models.

46424-05B Brake.
Fits '06-later Dyna, '06-'14 Softail and '05-'07 Touring models. Also fits '14-later Trike brake master cylinder and '14-'16 Trike clutch master cylinders.

42313-07 Brake.
Fits '07-later XL and XR models.

42313-04 Brake.
Fits '04-'06 XL models.

42123-08 Brake.
Fits '08-later Touring and '09-'13 Trike models.

36700094A Clutch.
Fits '14-'16 Touring models equipped with hydraulic clutch. Does not fit Trike models.

42114-06A Brake & Clutch (pair).
Fits '06-later VRSC models.

41700297 Brake.
Fits '15-later Softail models.

41700442 Clutch.
Fits '17-later Touring models. Does not fit Trike models.

37000278 Clutch.
Fits '17-later Trike models.

B. EDGE CUT MASTER CYLINDER COVER

The Edge Cut master cylinder cover features a crisp anodized finish that is machined to expose the highlights or raw aluminum. The contrasting cut back look makes a powerful visual statement, and works great with both traditional and contemporary customizing styles. This cover is a direct replacement for the Original Equipment master cylinder cover. Easily installed kit includes cover, gasket, and black hardware.

41700335 Brake.
Fits '07-later XL and XR models.

41700336 Brake.
Fits '06-later Dyna, '06-'14 Softail, '05-'07 Touring and '14-later Trike models.

41700338 Brake.
Fits '15-later Softail models.

41700334 Brake.
Fits '06-later VRSC, '08-later Touring and '09-'13 Trike models.

36700119 Clutch.
Fits '06-later VRSC, and '14-'16 Touring models equipped with hydraulic clutch.



**A. CHROME MASTER CYLINDER COVER
45078-96D**



**A. CHROME MASTER CYLINDER COVER
46424-05B**



**A. CHROME MASTER CYLINDER COVER
42313-07**



**A. CHROME MASTER CYLINDER COVER
42123-08**



**A. CHROME MASTER CYLINDER COVER
36700094A**



**A. CHROME MASTER CYLINDER COVER
42114-06A**



**B. EDGE CUT MASTER CYLINDER COVER
(41700335 SHOWN)**



**B. EDGE CUT MASTER CYLINDER COVER
(41700336 SHOWN)**

Model Family Fitment:

- V-ROD
- SPORTSTER
- DYNA
- SOFTAIL
- TOURING



**B. EDGE CUT MASTER CYLINDER COVER
41700338**



**B. EDGE CUT MASTER CYLINDER COVER
41700334**



**B. EDGE CUT MASTER CYLINDER COVER
36700119**

Not all products are available in all countries – please consult your dealer for details.

CONTROLS 647

Hand Controls



C. REAR MASTER CYLINDER COVER – CHROME (46463-08 SHOWN)



C. REAR MASTER CYLINDER COVER – CHROME



D. REAR MASTER CYLINDER KIT – CHROME



C. REAR MASTER CYLINDER COVER – CHROME

An easy way to add chrome to your bike is with this chrome-plated version of the stock master cylinder cover.

46463-08

Fits '08-later Touring models. Does not fit Trike models.

46425-05A

Fits '06-later Dyna® non-ABS models, Softail® and '05-'07 Touring models.

45149-99C

Fit '00-'05 Softail and '99-'04 Touring models.

D. REAR MASTER CYLINDER KIT – CHROME

Dress your foot controls in brilliant chrome. This kit replaces the black painted rear master cylinder with a polished and plated version, manufactured from Original Equipment components for proper fit and function. The kit includes the mirror-finish master cylinder body, matching chrome master cylinder cover and polished cover hardware.

41777-05A

Fits '06-later Softail and '05-'07 Touring models.

41775-04B

Fits '00-'05 Softail and '99-'04 Touring models.

E. SWITCH HOUSING HARDWARE KIT

Complete the chrome conversion with this Chrome Hardware Kit. Chrome-plated stainless steel hardware replaces the Original Equipment black hardware on the hand control switch housing, clutch and brake bracket clamps.

91124-03A

Fits '96-later models (except 15-later XG, '04-later XL and XR and '15-later Softail, Touring and Trike).

F. REDUCED EFFORT CLUTCH KIT

Kit includes a new clutch spring and inner/outer ramps that significantly reduce clutch lever effort. Original Equipment on '06-later Twin Cam-equipped models.

36808-05

Fits '99-'05 Twin Cam-equipped models. Stock on '06-later Twin Cam-equipped models. This kit is not for use with Screamin' Eagle® Performance Parts.

G. THROTTLE CABLE CLIP – CHROME

Tie up the loose ends to complete your custom ride. When matched to Original Equipment black cables or available braided cables, these decorative clips link the throttle and idle cables for a clean custom look.

91274-04

Fits '84-later models with throttle/idle cables (except '15-later XG).



E. SWITCH HOUSING HARDWARE KIT



F. REDUCED EFFORT CLUTCH KIT



G. THROTTLE CABLE CLIP – CHROME



648 CONTROLS

Hand Controls

A. CRUISE CONTROL KIT

For long-distance runs, there's nothing better than letting your bike do all the work. This Cruise Control Kit puts you just minutes away from true touring bliss. Unlike mechanical throttle controls or friction thumb wheels, this complete electronic speed control allows you to set and maintain constant speed at the touch of a button. Your dealer will install the new hand controls, enable the cruise control function in the Electronic Control Module (ECM), and you're ready to roll. No splicing into the wiring harness to install. Kit includes updated switch housings and all necessary hardware.

41000369

Fits '16-later Softail® models. Original Equipment on '16-later FLSS, FLSTC, FLSTFBS, FLSTN and FXSE models. Dealer Digital Technician™ software update is required.

77196-08

Fits '08-'09 FLHT, '08-'13 FLHTC and FLHX and '10-'13 FLTRX models.



A. CRUISE CONTROL KIT (41000369 SHOWN)

B. HANDLEBAR SWITCH CONTROL KIT

Updated for use with '07-later models equipped with clutch interlock system. This exclusive Harley-Davidson® kit simplifies the switch to custom style handlebars. Kit features the Original Equipment left and right switch housings, 60.0" wiring harness and all necessary hardware.

70239-07

Fits '96-'13 XL, '08-'13 XR, '96-'11 Dyna® and '96-'10 Softail models (except '07-'10 FLSTF). Also fits '96-'13 Touring models without cruise control or radio controls.



A. CRUISE CONTROL KIT (77196-08 SHOWN)

B. HANDLEBAR SWITCH CONTROL KIT

C. AUXILIARY ACCESSORY SWITCH HOUSING KIT

Keep your eyes on the road and your hands on the grips with these easy-to-reach Auxiliary Accessory Switch Housings. Available for left and right hand control clusters, these housings will allow you to install up to six switches (when two housings are used) to control various electrical devices. Available in black to match Original Equipment switch housings or a bright chrome finish to complement accessory Chrome Switch Housing Kits. All necessary mounting hardware is included. Switches sold separately.

Fits '96-later VRSC™, XL, XR, Dyna, Softail (except FLSTF, FLSTFB, FLSTFBS, FXSB and FXSE) and Touring models (except '15-later Road Glide®). Does not fit Trike models. Does not fit models equipped with Large Diameter Handlebars, Handlebar-Mounted GPS, Boom! Audio Cruiser Amp & Speaker Kits or Tour-Pak™ Mounted CD Changer P/N 77184-01. '04-later XL and XR models require separate purchase of (2) Screw P/N 3832M.

70213-02C Chrome Left Side.

70248-02B Black Left Side.

Fits '96-later VRSC, XL, XR, Dyna, Softail (except FLSTF, FLSTFB, FLSTFBS and FXSE) and Touring models (except '15-later Road Glide). Does not fit Trike models. Does not fit models equipped with Large Diameter Handlebars, Handlebar-Mounted GPS, Boom! Audio Cruiser Amp & Speaker Kits or Tour-Pak Mounted CD Changer P/N 77184-01. '04-later XL and XR models require separate purchase of (2) Screw P/N 3832M.

70255-02B Chrome Right Side.



C. AUXILIARY ACCESSORY SWITCH HOUSING KIT – CHROME (SHOWN WITH AUXILIARY ON/OFF SWITCH)

D. AUXILIARY ON/OFF SWITCH KIT

Styled to match the Original Equipment hand controls. These Auxiliary On/Off switches allow you to control additional electrical accessories with the touch of a finger when installed in the Auxiliary Accessory Switch Housing. Switches sold individually.

71718-02

Fits Auxiliary Accessory Switch Housing Kits P/N 70255-02B, 70256-02, 70213-02C and 70248-02B.



C. AUXILIARY ACCESSORY SWITCH HOUSING KIT – BLACK (SHOWN WITH AUXILIARY ON/OFF SWITCH)

D. AUXILIARY ON/OFF SWITCH KIT

Model Family Fitment:

- V-ROD
- SPORTSTER
- DYNA
- SOFTAIL
- TOURING

Not all products are available in all countries – please consult your dealer for details.

CUSTOM BRAIDED CONTROL CABLES

Dress your bike for maximum impact. Harley-Davidson® offers a selection of braided cable and brake line finishes to complement your customizing style. All cables and brake lines feature a clear anti-yellowing outer jacket that provides superior scuff protection and easy maintenance. Available in stock and plus lengths for custom applications.

CONTROL CABLES & BRAKE LINES



DIAMONDBACK BRAIDED CONTROL CABLES & BRAKE LINES

Diamondback braided cables and lines feature a brilliant metallic finish that blends perfectly with chrome handlebars and controls or provides a stark contrast to “blacked-out” options. Fittings are finished in mirror chrome.



DIAMOND-BLACK BRAIDED CONTROL CABLES & BRAKE LINES

Diamond-Black braided cables and lines utilize a black braided wire to provide a deeper, truer, black braided finish you can see from a distance. Fittings are matched in black chrome to provide a sinister look for your ride.

SELECTING CABLES & BRAKE LINES


CLUTCH CABLE FEATURES



THROTTLE/IDLE CABLE FEATURES



BRAKE LINE FEATURES



Not all products are available in all countries – please consult your dealer for details.

COMFORT, STYLE OR BOTH?

Every person is unique. Your overall height, arm reach, upper body length and riding style all dictate your relationship to the bike's controls. Add in the desire for a unique, custom look and your handlebar options multiply exponentially.*

YOUR RIDING POSITION



DRAG HANDLEBAR*

Narrow, flat and more aggressive, drag bars provide a straight elbow and neutral hand and wrist position. For maximum comfort, drag bars can be positioned with curved or straight risers to minimize stretch to the controls.



APE HANGER & TALLBOY™ HANDLEBAR*

Tall and wide, ape hanger and Tallboy handlebars provide a classic "fists-in-the-wind" look and can add long-haul comfort for riders with long arms. Because handlebar height is regulated in many areas, check local laws before installing a tall handlebar.



BEACH HANDLEBAR*

Low and wide, a beach bar spreads your arms and gives you room to breathe. Ideal for the rider with long arms, beach bars can be a little too wide for many riders. While selecting a bar, make sure you can reach the hand controls when the handlebar is fully turned.

CHIZELED HANDLEBAR*

For cutting edge style, a Chizeled Bar combines the hands-up feel of a mini-ape with the narrow width of a drag bar. The bar's shoulder-width design keeps the elbows in and the arms straight ahead, and the wrist and hands fall in a neutral palms-down grip.

Not all products are available in all countries – please consult your dealer for details.



HANDLEBAR DIMENSIONS (IN CENTIMETRES / INCHES)*

| Handlebar Kit | Bar Diameter | Width | Pull Back | Rise | Base Width | Knurl Center | Finish |
|---------------|--------------|------------|------------|------------|------------|--------------|--------------|
| 55800035A | 2.54/100 | 74.3/29.25 | 9.7/3.80 | 0.0 | 22.9/9.00 | 8.0/3.14 | Satin Black |
| 55800103 | 2.54/100 | 65.4/25.75 | 10.9/4.30 | 21.1/8.30 | 21.6/8.50 | 8.2/3.22 | Satin Black |
| 55800188 | 3.18/1.25 | 81.3/32.00 | 17.8/7.00 | 20.3/8.00 | 25.4/10.00 | 8.2/3.22 | Chrome |
| 55800198 | 2.54/100 | 65.4/25.75 | 10.9/4.30 | 21.1/8.30 | 21.6/8.50 | 8.2/3.22 | Chrome |
| 55800224 | 2.22/0.88 | 76.2/30.00 | 4.8/1.90 | 21.0/8.25 | 21.3/8.40 | 8.2/3.22 | Satin Black |
| 55800225 | 2.22/0.88 | 77.5/30.50 | 4.1/1.60 | 0.0 | 30.5/12.00 | 8.2/3.22 | Satin Black |
| 55800237 | 2.22/0.88 | 76.2/30.00 | 4.8/1.90 | 21.0/8.25 | 21.3/8.40 | 8.2/3.22 | Chrome |
| 55800238 | 2.22/0.88 | 77.5/30.50 | 4.1/1.60 | 0.0 | 30.5/12.00 | 8.2/3.22 | Chrome |
| 55800252 | 3.18/1.25 | 85.7/33.75 | 18.4/7.25 | 26.0/10.25 | 25.4/10.00 | 8.2/3.22 | Chrome |
| 55800298 | 3.18/1.25** | 89.5/35.25 | 13.3/5.25 | 26.7/10.50 | 40.6/16.00 | 8.9/3.50 | Chrome |
| 55800299 | 3.18/1.25** | 89.5/35.25 | 13.3/5.25 | 26.7/10.50 | 40.6/16.00 | 8.9/3.50 | Gloss Black |
| 55800341 | 2.54/100 | 78.1/30.75 | 12.7/5.00 | -7.6/-3.00 | 30.5/12.00 | 8.2/3.22 | Chrome |
| 55800342 | 2.54/100 | 78.1/30.75 | 12.7/5.00 | -7.6/-3.00 | 30.5/12.00 | 8.2/3.22 | Satin Black |
| 55800345 | 2.54/100 | 72.4/28.50 | 12.1/4.75 | 9.5/3.75 | 19.1/7.50 | 8.0/3.14 | Satin Black |
| 55800386 | 3.18/1.25 | 79.4/31.25 | 18.4/7.25 | 28.6/11.25 | 24.5/9.63 | 8.1/3.20 | Chrome |
| 55800388 | 3.18/1.25 | 79.4/31.25 | 18.4/7.25 | 28.6/11.25 | 24.5/9.63 | 8.1/3.20 | Gloss Black |
| 55800421 | 3.18/1.25** | 69.9/27.50 | 10.2/4.00 | 30.5/12.00 | 24.1/9.50 | 7.6/3.00 | Chrome |
| 55800422 | 3.18/1.25** | 69.9/27.50 | 10.2/4.00 | 30.5/12.00 | 24.1/9.50 | 7.6/3.00 | Gloss Black |
| 55800430 | 2.54/100 | 69.9/27.50 | 14.0/5.50 | 10.2/4.00 | 21.6/8.50 | 8.0/3.14 | Chrome |
| 55800431 | 2.54/100 | 69.9/27.50 | 14.0/5.50 | 10.2/4.00 | 21.6/8.50 | 8.0/3.14 | Gloss Black |
| 55800439 | 3.18/1.25 | 78.7/31.00 | 15.9/6.25 | 35.6/14.00 | 28.6/11.25 | 7.6/3.00 | Chrome |
| 55800440 | 3.18/1.25 | 78.7/31.00 | 15.9/6.25 | 35.6/14.00 | 28.6/11.25 | 7.6/3.00 | Gloss Black |
| 55800548A | 3.18/1.25 | 85.7/33.75 | 23.5/9.25 | 37.5/14.75 | 31.8/12.50 | 8.0/3.14 | Chrome |
| 55800549A | 3.18/1.25 | 85.7/33.75 | 23.5/9.25 | 37.5/14.75 | 31.8/12.50 | 8.0/3.14 | Satin Black |
| 55800550A | 3.18/1.25 | 88.3/34.75 | 25.4/10.00 | 31.1/12.25 | 31.8/12.50 | 8.0/3.14 | Chrome |
| 55800551A | 3.18/1.25 | 88.3/34.75 | 25.4/10.00 | 31.1/12.25 | 31.8/12.50 | 8.0/3.14 | Satin Black |
| 55800563 | 2.54/100 | 76.2/30.00 | 23.5/9.25 | 13.3/5.25 | 29.8/11.75 | 8.0/3.14 | Polished SST |
| 55800568 | 3.18/1.25 | 81.3/31.60 | 16.30/6.42 | 22.9/9.00 | 28.6/11.25 | 7.6/3.00 | Chrome |
| 55800569 | 3.18/1.25 | 81.3/31.60 | 16.30/6.42 | 22.9/9.00 | 28.6/11.25 | 7.6/3.00 | Gloss Black |
| 55800579 | 2.54/100 | 80.6/31.75 | 15.9/6.25 | 17.8/7.00 | 22.9/9.00 | 8.9/3.50 | Gloss Black |
| 55800580 | 2.54/100 | 78.7/31.00 | 11.4/4.50 | 18.4/7.25 | 25.4/10.00 | 8.0/3.14 | Chrome |
| 55800587 | 2.54/100 | 78.7/31.00 | 11.4/4.50 | 18.4/7.25 | 25.4/10.00 | 8.0/3.14 | Gloss Black |

| Handlebar Kit | Bar Diameter | Width | Pull Back | Rise | Base Width | Knurl Center | Finish |
|---------------|--------------|------------|------------|------------|------------|--------------|--------------|
| 55800589 | 2.54/100 | 78.3/30.81 | 33.2/13.09 | 16.8/6.63 | 38.5/15.14 | 8.8/3.48 | Chrome |
| 55800590 | 2.54/100 | 78.3/30.81 | 33.2/13.09 | 16.8/6.63 | 38.5/15.14 | 8.8/3.48 | Gloss Black |
| 55800591 | 2.54/100 | 82.3/32.39 | 15.3/6.03 | 28.4/11.17 | 41.0/16.16 | 8.8/3.48 | Chrome |
| 55800592 | 2.54/100 | 82.3/32.39 | 15.3/6.03 | 28.4/11.17 | 41.0/16.16 | 8.8/3.48 | Gloss Black |
| 55857-10B | 3.18/1.25 | 85.7/33.75 | 18.4/7.25 | 41.3/16.25 | 25.4/10.00 | 8.2/3.22 | Satin Black |
| 55859-10B | 3.18/1.25 | 85.7/33.75 | 18.4/7.25 | 31.1/12.25 | 25.4/10.00 | 8.2/3.22 | Satin Black |
| 55864-09 | 2.54/100 | 79.4/31.25 | 12.7/5.00 | 30.5/12.00 | 29.2/11.50 | 8.0/3.14 | Satin Black |
| 55914-98 | 2.54/100 | 78.1/30.75 | 19.1/7.50 | 31.1/12.25 | 38.1/15.00 | 8.9/3.50 | Polished SST |
| 55919-82T | 2.54/100 | 82.6/32.50 | 22.9/9.00 | 12.7/5.00 | 36.2/14.25 | 8.9/3.50 | Chrome |
| 55954-00 | 2.54/100 | 76.2/30.00 | 22.9/9.00 | 24.1/9.50 | 34.9/13.75 | 8.0/3.14 | Chrome |
| 55967-08 | 3.18/1.25 | 90.2/35.50 | 29.2/11.50 | 12.1/4.75 | 31.1/12.25 | 8.9/3.50 | Chrome |
| 55975-08A | 2.54/100 | 76.8/30.25 | 14.6/5.75 | 17.1/6.75 | 22.9/9.00 | - | Chrome |
| 55977-09A | 3.18/1.25 | 77.5/30.50 | 17.8/7.00 | 0.0 | 16.5/6.50 | 8.9/3.50 | Satin Black |
| 55985-10 | 2.54/100 | 76.8/30.25 | 14.6/5.75 | 17.1/6.75 | 22.9/9.00 | - | Satin Black |
| 56021-04B | 2.54/100 | 78.7/31.00 | 14.6/5.75 | 15.2/6.00 | 22.2/8.75 | 10.8/4.25 | Chrome |
| 56036-08 | 2.54/100 | 80.6/31.75 | 16.5/6.50 | 25.4/10.00 | 40.0/15.75 | 8.9/3.50 | Chrome |
| 56075-07 | 2.54/100 | 81.3/32.00 | 16.5/6.50 | 22.2/8.75 | 25.4/10.00 | 8.0/3.14 | Satin Black |
| 56079-93T | 2.54/100 | 81.3/32.00 | 16.5/6.50 | 22.2/8.75 | 25.4/10.00 | 8.0/3.14 | Chrome |
| 56085-83T | 2.54/100 | 78.7/31.00 | 14.6/5.75 | 15.2/6.00 | 19.7/7.75 | 8.0/3.14 | Chrome |
| 56166-08 | 2.54/100 | 81.3/32.00 | 14.0/5.50 | 28.6/11.25 | 33.0/13.00 | 8.0/3.14 | Chrome |
| 56180-08 | 2.54/100 | 76.2/30.00 | 22.9/9.00 | 24.1/9.50 | 34.9/13.75 | 8.0/3.14 | Chrome |
| 56558-95 | 2.54/100 | 68.6/27.00 | 10.2/4.00 | 0.0 | 21.6/8.50 | 8.0/3.14 | Chrome |
| 56563-95 | 2.54/100 | 80.0/31.50 | 14.0/5.50 | 24.8/9.75 | 24.1/9.50 | 8.0/3.14 | Chrome |
| 56623-99A | 2.54/100 | 79.4/31.25 | 12.7/5.00 | 30.5/12.00 | 29.2/11.50 | 8.0/3.14 | Chrome |
| 56760-04 | 3.18/1.25 | 90.2/35.50 | 12.1/4.75 | 30.5/12.00 | 31.1/12.25 | 12.1/4.75 | Chrome |
| 56832-04C | 3.18/1.25 | 85.7/33.75 | 18.4/7.25 | 31.1/12.25 | 25.4/10.00 | 8.2/3.22 | Chrome |
| 56857-05 | 3.18/1.25 | 82.8/32.60 | 16.8/6.60 | 22.9/9.01 | 22.9/9.00 | 8.0/3.14 | Chrome |
| 56902-08 | 2.54/100 | 79.4/31.25 | 12.7/5.00 | 30.5/12.00 | 29.2/11.50 | 8.0/3.14 | Polished SST |
| 56942-10B | 3.18/1.25 | 85.7/33.75 | 18.4/7.25 | 41.3/16.25 | 25.4/10.00 | 8.2/3.22 | Chrome |
| 57466-10 | 2.54/100 | 73.2/28.80 | 15.9/6.25 | 14.5/5.70 | 17.8/7.00 | 8.0/3.14 | Satin Black |
| 57474-11 | 2.54/100 | 88.9/35.00 | 4.4/1.75 | 30.5/12.00 | 40.6/16.00 | 8.9/3.50 | Chrome |
| 57485-11 | 2.54/100 | 88.9/35.00 | 4.4/1.75 | 30.5/12.00 | 40.6/16.00 | 8.9/3.50 | Satin Black |

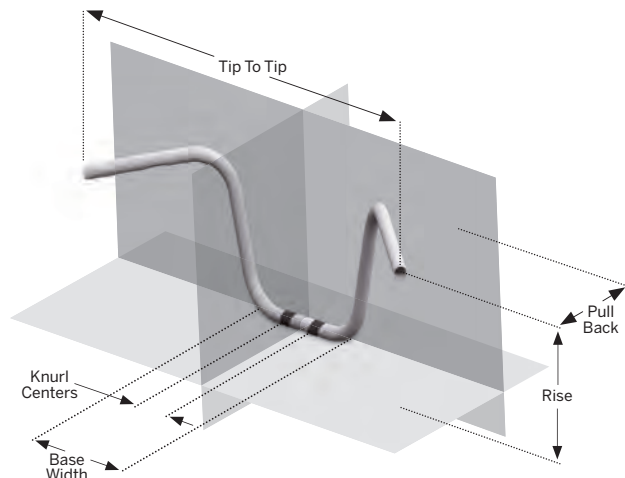
CHOOSING YOUR HANDLEBAR

RISE is the vertical distance between a handlebar's tip and its base. Adding risers to bars that sit too low can help put hand grips into your sweet spot.

PULL BACK is the distance the handlebar tips come back toward the rider. Greater pull back can eliminate the long reach to the bar for a shorter rider.

WIDTH is measured from tip-to-tip. Make sure the bar isn't too wide so it pulls your hands off the grips when turning.

KNURL CENTER is the distance between the centerline of the bar's knurling. The measurement should match the riser dimension to maximize clamping pressure.



*NOTE: Installation of some handlebars and risers may require a change in clutch and/or throttle cable and brake lines for some models.

**3.18 cm Fat Bar base necks down to fit 2.45 cm handlebar clamp.

652 CONTROLS

Handlebars – Sportster®

A. SPORTSTER REACH™ HANDLEBAR*

This chrome handlebar is designed to bring the controls closer to the rider for increased comfort. Especially helpful for shorter riders or for riders that prefer a close-to-the-bar riding position.

56021-04B Chrome.
Fits '04-'10 XL883C and '04-later XL1200C models.
Installation requires separate purchase of additional components.

See your Dealer for cables, lines and additional installation components required.

B. SPORTSTER TALLBOY™ HANDLEBAR

Ergonomically designed and tested by a panel of riders from 5'11" to 6'4", this 1.0" Tallboy handlebar enables long-armed riders to more comfortably fit and maneuver a compact Sportster model. Shaped to provide the ideal balance of rise and width, this bar places the hands in a neutral position and stretches the arms to reduce the bend at the elbow.

Fits '07-later XL models. All models require separate purchase of additional installation components.

55800580 Chrome.
55800587 Gloss Black.

See your Dealer for cables, lines and additional installation components required.



A. SPORTSTER REACH HANDLEBAR

NEW



B. SPORTSTER TALLBOY HANDLEBAR – CHROME

NEW



B. SPORTSTER TALLBOY HANDLEBAR – GLOSS BLACK

*NOTE: Installation of some handlebars and risers may require a change in clutch and/or throttle cable and brake lines for some models.

Model Family Fitment:

■ V-ROD ■ SPORTSTER ■ DYNA
■ SOFTAIL ■ TOURING

Not all products are available in all countries – please consult your dealer for details.

CONTROLS 653

Handlebars – Sportster®



C. DRAG BAR – SATIN BLACK
(SHOWN ON XL1200X WITH RISER SPACER KIT)

C. DRAG BAR*

Nothing says minimalist like a classically simple drag bar. Shaped to give the Nightster® and Iron 883™ models an aggressive riding profile, this satin black 1.0" Drag Bar features 0" of rise and 4.0" of pull back to provide an excellent combination of forward positioning and wrist control.

55800035A Satin Black.

Fits '07-later XL models with 2.2 or 3.3 gallon fuel tank. Does not fit XL883C, XL883R, XL1200C, XL1200L, XL1200R, XL1200T, '11-later XL883L or models equipped with 4.5 gallon large capacity fuel tank. All models require separate purchase of additional components.

Shown with:

HANDLEBAR RISER SPACER KIT

Required for installation of Clubman, Drag, Chizeled and Chizeled Lo Handlebars on Sportster XL1200X models, these gloss black spacers lift the bar and the gauge mount just enough to allow the bar to clear the upper fork nuts. You maintain the tight close to the triple tree look, and gain a stretched-out aggressive riding posture.

55900074

Fits '10-later XL1200X models.

See your Dealer for cables, lines and additional installation components required.



D. IRON 883 HANDLEBAR – SATIN BLACK

D. IRON 883 HANDLEBAR*

Add an edgy touch to your Sportster model. Featuring the same shape, rise and pull back of the Iron 883 Original Equipment stainless steel pull back handlebar, this satin black bar provides a choice in customizing style without the need to change cables and brake lines. Original Equipment on XL883N and XL1200X models.

55800345 Satin Black.

Fits '10-later XL883L, XL1200C, XL1200T and XL1200V models. Installation requires separate purchase of additional components. Original Equipment on XL883N and XL1200X models.

See your Dealer for cables, lines and additional installation components required.

E. SPORTSTER CLUBMAN HANDLEBAR*

Be prepared to attract a lot of attention. Designed to replicate the look and posture of clip-on bars, this 1" Clubman Handlebar is shaped to drop the grips below the top triple tree to provide a tank-hugging aggressive riding position. The Sportster Clubman bar can also be rotated forward to create an arms-out stance. The bar is enabled for internal wiring for a clean look.

55800342 Satin Black.

Fits '10-later XL models (except '11-later XL883L). All models require separate purchase of additional installation components.

See your Dealer for cables, lines and additional installation components required.



E. SPORTSTER CLUBMAN HANDLEBAR – SATIN BLACK

*NOTE: Installation of some handlebars and risers may require a change in clutch and/or throttle cable and brake lines for some models.

Not all products are available in all countries – please consult your dealer for details.

654 CONTROLS

Handlebars – Sportster®

A. CHIZELED LO HANDLEBAR*

With a low-profile 4.0" rise and a narrow lane-splitting 27" width, this compact Z-bar bar will give your bike a classic West Coast look. The 1.0" Chizeled Bar replaces mitered and welded corners with cast seamless 90° bends for added strength and style. The cast elbows eliminate sharp internal bends and the bar features removable Bar & Shield® plugs to simplify internal wiring.

Fits '07-later XL883L, XL883N, XL1200CX, XL1200L, XL1200N, XL1200T, XL1200V and XL1200X models. Does not fit with Heated Hand Grips. All models require separate purchase of additional components.

55800430 Chrome.

55800431 Gloss Black.

See your Dealer for cables, lines and additional installation components required.



A. CHIZELED LO HANDLEBAR – CHROME



A. CHIZELED LO HANDLEBAR – GLOSS BLACK



A. CHIZELED LO HANDLEBAR

*NOTE: Installation of some handlebars and risers may require a change in clutch and/or throttle cable and brake lines for some models.

Not all products are available in all countries – please consult your dealer for details.

CONTROLS 655

Handlebars – Sportster®/Dyna®

B. CHIZELED HANDLEBAR*

Achieve ultimate cutting edge style. The Chizeled Bar features the edgy profile of the classic "Z" bar and combines the hands-up feel of a mini-ape with the narrow width of a drag bar. The result? A classic chopper attitude. The 1.0" bar replaces mitered and welded corners with cast seamless 90° bends for added strength and style. The cast elbows eliminate sharp internal bends and the bar features removable Bar & Shield® plugs to simplify internal wiring.

Fits '07-later XL883L, XL883N, XL1200L, XL1200N, XL1200T, XL1200V and XL1200X models. Also fits '06-later FXDB and '96-'05 FXDWG models with Original Equipment Handlebar P/N 58079-93. Does not fit with Heated Hand Grips. XL models require separate purchase of additional components.

55800198 Chrome.

55800103 Satin Black.

See your Dealer for cables, lines and additional installation components required.



B. CHIZELED HANDLEBAR – CHROME



B. CHIZELED HANDLEBAR – SATIN BLACK



B. CHIZELED HANDLEBAR

*NOTE: Installation of some handlebars and risers may require a change in clutch and/or throttle cable and brake lines for some models.

Model Family Fitment:

| | | |
|---|---|--|
|  V-ROD |  SPORTSTER |  DYNA |
|  SOFTAIL |  TOURING | |

Not all products are available in all countries – please consult your dealer for details.

656 CONTROLS

Handlebars – Sportster®/Dyna®/Softail®

A. MINI-APE HANDLEBAR*

Raise your fists to the wind. This 1.0" diameter Mini-Ape Handlebar features a conservative rise and bend for rider comfort and a chrome or satin black finish that complements the aggressive look of the Nightster® and Street Bob® models.

Fits '07-later XL883L, XL883N, XL1200CX, XL1200L, XL1200N, XL1200T, XL1200V and XL1200X models. Also fits '06-later FXDB and '96-'05 FXDWG models with Original Equipment handlebar P/N 58079-93. XL models require separate purchase of additional components.

56079-93T Chrome.

56075-07 Satin Black.

See your Dealer for cables, lines and additional installation components required.

B. HOLLYWOOD HANDLEBAR*

Original Equipment on the Softail Slim® model, this traditional Hollywood-styled handlebar combines the laid-back riding attitude of the '40s with a shape that's perfect for today's new school stripped-down bobbers. With its limited rise, narrow profile and gentle pull back shape, this bar captures the look of a classic bar without the wide beach bar riding position.

55800579 Gloss Black.

Fits '10-later XL1200X, '06-later FXDB, '10-later FXDWG, '00-later FLSTC, FLSTF and FLSTFB, '08-later FLSTN and '15-later FLRT models. Requires separate purchase of additional installation components.

See your Dealer for cables, lines and additional installation components required.



A. MINI-APE HANDLEBAR – CHROME



A. MINI-APE HANDLEBAR – SATIN BLACK



B. HOLLYWOOD HANDLEBAR
(SPORTSTER FORTY-EIGHT SHOWN)

*NOTE: Installation of some handlebars and risers may require a change in clutch and/or throttle cable and brake lines for some models.

Not all products are available in all countries – please consult your dealer for details.

CONTROLS 657

Handlebars – Dyna®/Softail®/Road King®

C. BEACH HANDLEBAR*

This beefy 1.25" bar shows off your bike in style! This fat bar allows you to tuck the wires inside the bar for a clean, custom appearance and the highly-polished and chrome-plated bar will get you noticed. Installation requires separate purchase of additional components.

55967-08 Chrome.
Fits '12-'16 FLD, '06-'07 and '13-later FXDB, '08-later FXDF, '01-'05 FXDL, '99-later FXDWG, '00-later FLS, FLSTC, FLSTF, FLSTFB, FLSTN, FXST, FXSTB, FXSTC and FXSTD and '03-'13 FLHR, FLHRC and FLHRS models. All models require separate purchase of additional installation components. Does not fit '08 ABS-equipped models, Heated Hand Grips, Hydraulic Clutch Kits, Handlebar Mounted Gauges, Softail Freight Train Nacelle Kit or Sidecar-equipped models.

See your Dealer for cables, lines and additional installation components required.

D. NARROW BEACH HANDLEBAR*

This beefy 1.25" handlebar sets the tone for a full-on custom ride. This chrome-plated fat bar combines the low rise and sweeping shape of a beach-style bar with a narrower tip-to-tip width for added rider comfort. Factory drilled to allow internal wiring for show-winning style.

56857-05A
Fits '12-'16 FLD, '13-later FXDB, '00-later FLSTC, FLSTF, FLSTFB, FLSTFBS, FXST, FXSTB, FXSTC and FXSTD models. Does not fit with Heated Hand Grips. All models require separate purchase of Riser Kit P/N 56916-07 and additional installation components.

See your Dealer for cables, lines and additional installation components required.



**C. BEACH HANDLEBAR
(HERITAGE SOFTAIL® CLASSIC SHOWN)**



**D. NARROW BEACH HANDLEBAR
(FAT BOY SHOWN)**



*NOTE: Installation of some handlebars and risers may require a change in clutch and/or throttle cable and brake lines for some models.

Model Family Fitment:

■ V-ROD ■ SPORTSTER ■ DYNA
■ SOFTAIL ■ TOURING

Not all products are available in all countries – please consult your dealer for details.

658 CONTROLS

Handlebars – Dyna®/Softail®

A. FAT DRAG HANDLEBAR*

Complete the transition to the “dark side.” Elegant satin-black finished handlebar retains the comfortable contour of the Original Equipment bar and complements the black finished hand controls and mirrors.

55977-09A Satin Black.

Fits '13-'16 FXDB, '08-later FXDF, '10-later FXDWG, '10-later FLSTF and FLSTFB and '99-'15 FXST and FXSTB models. All models require separate purchase of additional components.

See your Dealer for cables, lines and additional installation components required.

B. EXTREME REACH HANDLEBAR*

Extensively tested with a panel of riders between 5'-0" to 5'-5" tall, this Extreme Reach Handlebar and recommended riser combination was proven to be the most ergonomically pleasing handlebar for many Dyna and Softail models. Shaped to provide the ideal balance of pull back and width, this handlebar produces an overall pull back of 11.0" and a tip-to-tip width of 30.0" when combined with Curved Riser Kit P/N 56266-09 (sold separately). Your hands fall naturally in place and the narrow width reduces your stretch while making low-speed turns and parking lot maneuvers.

55800563

Fits '06-later Dyna (except '14-later FXDL) and '00-later Softail models (except FLSS, FLSTFBS, FXCW, FXCWC, FXS, FXSB, FXSTD and Springer®). Does not fit CVO models. All models require separate purchase of additional installation components.


See your Dealer for cables, lines and additional installation components required.




A. FAT DRAG HANDLEBAR – SATIN BLACK



B. EXTREME REACH HANDLEBAR
(SHOWN WITH CURVED RISER KIT)



B. EXTREME REACH HANDLEBAR



B. EXTREME REACH HANDLEBAR
WITH RISER KIT P/N 56266-09

*NOTE: Installation of some handlebars and risers may require a change in clutch and/or throttle cable and brake lines for some models.

Not all products are available in all countries – please consult your dealer for details.

CONTROLS 659

Handlebars – Dyna®/Softail®/Road King®

C. STREET SLAMMER BAR*

Comfort and attitude in one. This Street Slammer drag bar with 7.0" integrated risers offers a stylish alternative to separate curved risers, bar and handlebar clamp combinations and reduces the stretch required to reach traditional straight bars. This 1.25" fat bar is factory drilled to accept hidden control wires for a clean custom look. Available in brilliant chrome or satin black finish.

Fits '12-later FLD, '06-later FXDB, '08-later FXDF, '01-'05 FXDL, '16-later FXDLS, '99-later FXDWG, '00-later FLS, FLSS, FLSTC, FLSTF, FLSTFB, FLSTFBS, FLSTN, FXST, FXSTB, FXSTC and FXSTD and '03-'13 FLHR and FLHRC models. All models require separate purchase of additional installation components. Does not fit Road King Models equipped with cruise control, '08 ABS-equipped models, Heated Hand Grips, Hydraulic Clutch Kits, Handlebar Mounted Gauges, Road Tech™ Radio, Softail Nacelle Kit Sidecar-equipped models.

55975-08A Chrome.

55985-10 Satin Black.

See your Dealer for cables, lines and additional installation components required.

Shown with:

STREET SLAMMER HANDLEBAR COVER

Required for installation of Street Slammer Bar P/N 55975-08A or 55985-10 on '03-'13 Road King models. All models require separate purchase of additional installation components.

55854-07 Chrome.

55876-10 Gloss Black.



**C. STREET SLAMMER BAR – CHROME
(ROAD KING SHOWN)**



**C. STREET SLAMMER BAR – SATIN BLACK
(FAT BOY SHOWN)**

*NOTE: Installation of some handlebars and risers may require a change in clutch and/or throttle cable and brake lines for some models.

Model Family Fitment:

| | | |
|---|---|--|
|  V-ROD |  SPORTSTER |  DYNA |
|  SOFTAIL |  TOURING | |

Not all products are available in all countries – please consult your dealer for details.

660 CONTROLS

Handlebars – Dyna®/Softail®

A. FAT CHIZELED HANDLEBAR*

Achieve ultimate cutting edge style. The Chizeled Bar features the edgy profile of the classic "Z" bar and combines the hands-up feel of a mini-ape with the narrow width of a drag bar. The result? A classic chopper attitude. When installed with the stock riser, this 12" handlebar has the look and feel of a 14" version. The bar replaces mitered and welded corners with cast seamless 90° bends for added strength and style. The cast elbows eliminate sharp internal bends and the bar features removable Bar & Shield® plugs to simplify internal wiring. The fat 1.25" bar necks down to fit stock 1.0" vehicle handlebar clamps.

Fits '12-'16 FLD, '13-later FXDB, '16-later FXDLS, and '00-later FLS, FLSS, FLSTC, FLSTF, FLSTFB, FLSTFBS, FLSTN, FXST, FXSTB and FXSTC models. Does not fit with Heated Hand Grips. All models require separate purchase of additional installation components.

55800421 Chrome.

55800422 Gloss Black.

See your Dealer for cables, lines and additional installation components required.



A. FAT CHIZELED HANDLEBAR – CHROME



A. FAT CHIZELED HANDLEBAR – GLOSS BLACK

*NOTE: Installation of some handlebars and risers may require a change in clutch and/or throttle cable and brake lines for some models.

Not all products are available in all countries – please consult your dealer for details.

CONTROLS 661

Handlebars – Softail®



B. FXSB SOFTAIL REACH HANDLEBAR

B. FXSB SOFTAIL REACH HANDLEBAR*

Shaped to provide the ideal balance of pull back and width, this chrome-plated bar places riders closer to the controls for a comfortable upright riding position. When combined with the Original Equipment Softail Breakout® curved risers, the Reach Handlebar provides an overall pull back of 7.0". The 1.25" diameter handlebar can be internally wired for a clean look.

55800188 Chrome.

Fits '13-later FXSB models. Separate purchase of additional components required.

See your Dealer for cables, lines and additional installation components required.

C. FAT MINI-APE HANDLEBAR – FXSB SOFTAIL*

Give your ride a touch of old school style with this 1.25" Fat Ape Handlebar. The 12.0" high bar provides the look and attitude you dream about, but remains comfortable during long rides. This Mini-Ape Bar is factory drilled to accept internal wiring for a clean look. Kit includes chrome-plated handlebar, riser and clamp with gauge mount.

55800252 Chrome.

Fits '13-later FXSB models. Separate purchase of additional components required.

See your Dealer for cables, lines and additional installation components required.



C. FAT MINI-APE HANDLEBAR – FXSB SOFTAIL


D. HERITAGE SOFTAIL® CLASSIC HANDLEBAR*

This chrome-plated bar is 1.25" narrower, 2.0" taller, and features 2.0" less pullback than the Original Equipment '09-later FLSTC Heritage Softail Classic bar. This bar is also a direct replacement for the stainless steel handlebar P/N 56569-86 featured as Original Equipment on '86-'08 FLSTC models.

56623-99A Chrome.

Fits '86-later FLSTC models. '09-later FLSTC models require separate purchase of cables and brake lines.

See your Dealer for cables, lines and additional installation components required.



D. HERITAGE SOFTAIL CLASSIC HANDLEBAR

*NOTE: Installation of some handlebars and risers may require a change in clutch and/or throttle cable and brake lines for some models.

Model Family Fitment:

■ V-ROD ■ SPORTSTER ■ DYNA
■ SOFTAIL ■ TOURING

Not all products are available in all countries – please consult your dealer for details.

662 CONTROLS

Handlebars – Dyna®/Softail®/Road King®

A. 12" FAT MINI-APE HANDLEBAR KIT WITH RISER*

Big and beefy in the chopper tradition, this 1.25" Mini-Ape Handlebar is the perfect finish to an "old school" ride. Factory drilled to allow internal wiring, the show-quality chrome or satin-black finish reflects your attention to custom details. This 12.0" high bar and riser combination provides the look and attitude you dream about, but remains comfortable over the long haul. Handlebar kit includes matching riser and custom handlebar clamp that conceals the wire exit for a clean look.

Fits '12-'16 FLD, '06-later FXDB, '08-later FXDF, '16-later FXDLS, '99-later FXDWG, '00-later FLS, FLSS, FLSTC, FLSTF, FLSTFB, FLSTFBS, FLSTN, FXCW, FXCWC, FXST, FXSTB and FXSTC and '03-later FLHR and FLHRC models. All models require separate purchase of additional installation components. Does not fit with Heated Hand Grips, Hydraulic Clutch Kits, handlebar-mounted gauges, or Softail Freight Train Nacelle Kit.

56832-04C Chrome.

55859-10B Satin Black.

See your Dealer for cables, lines and additional installation components required.



A. 12" FAT MINI-APE HANDLEBAR KIT WITH RISER – CHROME



A. 12" FAT MINI-APE HANDLEBAR KIT WITH RISER – SATIN BLACK

*NOTE: Installation of some handlebars and risers may require a change in clutch and/or throttle cable and brake lines for some models.

Not all products are available in all countries – please consult your dealer for details.

CONTROLS 663

Handlebars – Dyna®/Softail®/Road King®

B. 16" FAT APE HANDLEBAR KIT WITH RISER*

Reach for the sky. This brawny 1.25" Ape Handlebar is the ideal choice for the long-armed rider or anyone looking for that classic "fists in the wind" riding profile. Factory drilled to allow internal wiring, the show-quality chrome or satin-black finish complements your bike's overall design sense. This 16.0" high bar and riser combination provides the look you crave around town and the bar can be rotated in the clamp and locked down to place your hands in your ideal open-road riding position. Handlebar kit includes matching riser and custom handlebar clamp that conceals the wire exit for a clean look.

Fits '12-'16 FLD, '06-later FXDB, '08-later FXDF, '16-later FXDLS, '99-later FXDWG, '00-later FLS, FLSS, FLSTC, FLSTF, FLSTFB, FLSTFBS, FLSTN, FXCW, FXCWC, FXST, FXSTB and FXSTC and '03-later FLHR and FLHRC models (except '14-later models equipped with H-D® Detachables™ Docking Kit P/N 52300131). All models require separate purchase of additional installation components. Does not fit with Heated Hand Grips, Hydraulic Clutch Kits, handlebar-mounted gauges, or Softail Freight Train Nacelle Kit.

56942-10B Chrome.

55857-10B Satin Black.

See your Dealer for cables, lines and additional installation components required.

Shown with

ROAD KING HANDLEBAR COVER FOR 1.25" APE HANDLEBARS

Required for installation of 12.0" and 16.0" Fat Ape Handlebars on Road King models.

Fits '03-'13 FLHR and FLHRC models equipped with handlebars P/N 56942-10B, 55857-10B, 56832-04C and 55859-10B.

55879-10 Chrome.

55881-10 Gloss Black.

Fits '14-later FLHR and FLHRC models equipped with handlebars P/N 56942-10B, 55857-10B, 56832-04C and 55859-10B. Does not fit FLHRSE models.

55800289 Chrome.

55800290 Gloss Black.



B. 16" FAT APE HANDLEBAR KIT WITH RISER – CHROME



B. 16" FAT APE HANDLEBAR KIT WITH RISER – SATIN BLACK

*NOTE: Installation of some handlebars and risers may require a change in clutch and/or throttle cable and brake lines for some models.

Model Family Fitment:

■ V-ROD

■ SPORTSTER

■ DYNA

■ SOFTAIL

■ TOURING

Not all products are available in all countries – please consult your dealer for details.

664 CONTROLS

Handlebars – Road King®/Road Glide®

A. ROAD KING/ROAD GLIDE REACH™ HANDLEBAR*

This 1.0" diameter chrome bar has 2.0" more pull back compared to the stock Road King handlebar. Accepts internal wiring for a clean look. The neutral hand position is comfortable for the long haul and the narrow width and pull back design produces a major ergonomic change.

56166-08 Chrome.

Fits '08-later FLHR and FLHRC, '08-'13 FLTR, FLTRU and FLTRX models. Does not fit '08 ABS equipped models, Sidecar-equipped models, Heated Hand Grips with internal switch wiring, or Handlebar Mounted Gauges. All models require separate purchase of additional components for installation.

See your Dealer for cables, lines and additional installation components required.

B. ROAD KING/ROAD GLIDE TALLBOY™ HANDLEBAR*

Designed to provide extra touring comfort for the Road King rider, this 1.0" diameter chrome bar is 2.0" higher and 1.5" narrower compared to the stock Road King handlebar.

56180-08 Chrome.

Fits '08-later FLHR and FLHRC, '08-'13 FLTR, and '15-later FLRT models. Does not fit '08 ABS equipped models, Sidecar-equipped models, Heated Hand Grips with internal switch wiring, or Handlebar Mounted Gauges. All models require separate purchase of additional components for installation.

See your Dealer for cables, lines and additional installation components required.

Also available: (not shown)

ROAD KING/ROAD GLIDE TALLBOY HANDLEBAR – '96-'07 MODELS*

Designed to provide extra comfort for the Road King rider, this chrome bar is 4.5" higher and 2.0" narrower than the stock handlebar found on '96-'99 Road King models and 3.5" higher and 1.5" narrower than stock handlebar on '00-'01 Road King models. Many models require no additional cables or hoses for installation.

55954-00 Chrome.

Fits '96-'07 Road King and '02-'07 Road Glide models.

See your Dealer for cables, lines and additional installation components required.



A. ROAD KING/ROAD GLIDE REACH HANDLEBAR



B. ROAD KING/ROAD GLIDE TALLBOY HANDLEBAR

*NOTE: Installation of some handlebars and risers may require a change in clutch and/or throttle cable and brake lines for some models.

Not all products are available in all countries – please consult your dealer for details.

CONTROLS 665

Handlebars – Road King®/Road Glide®



C. ROAD KING FAT HANDLEBAR – CHROME

C. ROAD KING FAT HANDLEBAR*

Similar to Original Equipment handlebar on the '14 CVO Road King model, this beefy 1.25" handlebar places the rider in a laid-back riding posture. This handlebar provides 2.0" of additional pull back and a 1.0" lower hand position than the Original Equipment Road King bar. The 1.25" diameter bar allows you to tuck the wires inside the bar for a clean, custom look.

55800386 Chrome.

Fits '14-later Road King models. All models require separate purchase of additional components for installation.

See your Dealer for cables, lines and additional installation components required.

D. ROAD KING/ROAD GLIDE HERITAGE STYLE HANDLEBAR*

Designed to provide extra touring comfort for the Road King or Road Glide rider, this 1.0" diameter stainless steel bar has 3.0" more pull back compared to the stock '08-'13 Road King handlebar. Heritage Bar has the same dimensions as the '14-later Road King Original Equipment bar.

Fits '08-later FLHR and FLHRC and '08-'13 FLTR models. All models require separate purchase of additional components. Does not fit models with Sidecar, Heated Hand Grips with internal switch wiring, or Handlebar Mounted Gauges.

55864-09 Satin Black.

56902-08 Polished Stainless Steel.

See your Dealer for cables, lines and additional installation components required.



D. ROAD KING/ROAD GLIDE HERITAGE STYLE HANDLEBAR

*NOTE: Installation of some handlebars and risers may require a change in clutch and/or throttle cable and brake lines for some models.

Model Family Fitment:

■ V-ROD ■ SPORTSTER ■ DYNA
■ SOFTAIL ■ TOURING

Not all products are available in all countries – please consult your dealer for details.

666 CONTROLS

Handlebars – Road Glide®

CHOOSE YOUR ROAD GLIDE HANDLEBAR

Just about every model of Harley-Davidson® motorcycle features a different stock handlebar. Selected to complement the style or use of the bike, the handlebar may be the ideal shape for many riders, but of course, not everyone has the same physical characteristics.

Choosing a bar for your Road Glide model is about more than just style – it's about how you approach the road. Where the bar positions your hands, wrists, and arms directly affects how you feel on your motorcycle. For every set of bars, there are three factors at work: Rise, Pullback and width. These three measurements determine your reach to the hand controls and, therefore your overall feeling of comfort and control.

A. ROAD GLIDE TALLBOY™ HANDLEBAR*

This 1.25" diameter bar features an optimized ergonomic design for taller and long-limbed riders. The bar is 2" taller than the Original Equipment handlebar, and is sized to accept internal wiring for a clean look.

Fits '15-later FLTRX, FLTRXS and FLTRU models. All models require separate purchase of additional components. Does not fit CVO models or models equipped with heated hand grips.

55800550A Chrome.

55800551A Satin Black.


See your Dealer for cables, lines and additional installation components required.



ROAD GLIDE STOCK HANDLEBAR



ROAD GLIDE TALLBOY HANDLEBAR



ROAD GLIDE CHIZELED HANDLEBAR



ROAD GLIDE FAT APE HANDLEBAR



A. ROAD GLIDE TALLBOY HANDLEBAR

*NOTE: Installation of some handlebars and risers may require a change in clutch and/or throttle cable and brake lines for some models.

Not all products are available in all countries – please consult your dealer for details.

CONTROLS 667

Handlebars – Road Glide®

B. ROAD GLIDE FAT APE HANDLEBAR*

Hang 'em high. Across town or cross country, this classic-shaped Fat Ape Handlebar adds a touch of old school style to your modern urban bagger. Designed for Road Glide models, this beefy 1.25" bar features 15" of rise and a shape that provides a cool yet comfortable riding profile. Available in your choice of finish, this fat bar accepts internal wiring for a show-quality look that's built for the open road.

Fits '15-later FLTRX, FLTRXS and FLTRU models. All models require separate purchase of additional components. Does not fit CVO models or models equipped with heated hand grips.

55800548A Chrome.

55800549A Satin Black.

See your Dealer for cables, lines and additional installation components required.



B. ROAD GLIDE FAT APE HANDLEBAR



B. ROAD GLIDE FAT APE HANDLEBAR – SATIN BLACK

*NOTE: Installation of some handlebars and risers may require a change in clutch and/or throttle cable and brake lines for some models.

Model Family Fitment:

■ V-ROD ■ SPORTSTER ■ DYNA
■ SOFTAIL ■ TOURING

Not all products are available in all countries – please consult your dealer for details.

668 CONTROLS

Handlebars – Road Glide®

A. ROAD GLIDE CHIZELED LO HANDLEBAR*

With a low 9.0" rise and a flat drag-bar hand position, this compact Z-bar will place the rider into an aggressive, tucked-in riding posture. The 1.25" Chizeled Bar replaces mitered and welded corners with cast seamless 90° bends for added strength and style. The cast elbows eliminate sharp internal bends and the bar features removable Bar & Shield® plugs to simplify internal wiring. Bars are available in brilliant chrome or gloss black finishes to match your bike's custom direction.

Fits '15-later FLTRX and FLTRXS models. All models require separate purchase of additional components. Does not fit CVO models or models equipped with heated hand grips.

55800568 Chrome.

55800569 Gloss Black.

See your Dealer for cables, lines and additional installation components required.

NEW



A. ROAD GLIDE CHIZELED LO HANDLEBAR – CHROME

NEW



A. ROAD GLIDE CHIZELED LO HANDLEBAR – GLOSS BLACK

*NOTE: Installation of some handlebars and risers may require a change in clutch and/or throttle cable and brake lines for some models.

Not all products are available in all countries – please consult your dealer for details.

CONTROLS 669

Handlebars – Road Glide®

B. ROAD GLIDE CHIZELED HANDLEBAR*

Bring cutting edge style to your custom bagger. The Road Glide Chizeled Bar combines the rise of a 14" mini-ape with the edgy profile of the classic "Z" bar and the wrist position of a drag bar. The result? An aggressive hands-in-the-air riding posture. The fat 1.25" bar replaces mitered and welded corners with cast seamless 90° bends for added strength and style. The cast elbows eliminate sharp internal bends and the bar features removable Bar & Shield plugs® to simplify internal wiring.

Fits '15-later FLTRX, FLTRXS and FLTRU models. All models require separate purchase of additional components. Does not fit CVO models or models equipped with accessory heated hand grips.

55800439 Chrome.

55800440 Gloss Black.

See your Dealer for cables, lines and additional installation components required.



B. ROAD GLIDE CHIZELED HANDLEBAR – CHROME



B. ROAD GLIDE CHIZELED HANDLEBAR – GLOSS BLACK

*NOTE: Installation of some handlebars and risers may require a change in clutch and/or throttle cable and brake lines for some models.

Model Family Fitment:

■ V-ROD ■ SPORTSTER ■ DYNA
■ SOFTAIL ■ TOURING

Not all products are available in all countries – please consult your dealer for details.

670 CONTROLS

Handlebars – Batwing

CHOOSE YOUR BATWING HANDLEBAR

Just about every model of Harley-Davidson® motorcycle features a different stock handlebar. Selected to complement the style or use of the bike, the handlebar may be the ideal shape for many riders, but of course, not everyone has the same physical characteristics.

Choosing a bar for your batwing fairing-equipped model is about more than just style – it's about how you approach the road. Where the bar positions your hands, wrists, and arms directly affects how you feel on your motorcycle. For every set of bars, there are three factors at work: Rise, Pullback and width. These three measurements determine your reach to the hand controls and, therefore your overall feeling of comfort and control.

A. ELECTRA GLIDE® CHROME HANDLEBAR*

This high-quality chrome-plated handlebar is designed to be compatible for use with TGS-equipped '08 Electra Glide models. Replace your stock polished bar with this 1.0", chrome handlebar that allows you to tuck the wires inside the bar for a clean, finished look.

56036-08 Chrome.

Fits '08-later Electra Glide and Street Glide® models (except CVO). Does not fit Trike models. All models require separate purchase of additional components. Does not fit '08 ABS-equipped models or sidecar-equipped models.


See your Dealer for cables, lines and additional installation components required.




BATWING STOCK HANDLEBAR



BATWING REACH HANDLEBAR



BATWING CHIZELED HANDLEBAR



BATWING MINI APE HANDLEBAR



A. ELECTRA GLIDE CHROME HANDLEBAR

*NOTE: Installation of some handlebars and risers may require a change in clutch and/or throttle cable and brake lines for some models.

Model Family Fitment:

■ V-ROD ■ SPORTSTER ■ DYNA
■ SOFTAIL ■ TOURING

Not all products are available in all countries – please consult your dealer for details.

CONTROLS 671

Handlebars – Batwing

NEW



B. BATWING REACH HANDLEBAR

B. BATWING REACH™ HANDLEBAR

The Batwing Reach Handlebar is shaped to provide all-day riding comfort for smaller stature riders. Extensively tested by a panel of riders that stand 5'-1" to 5'-5" tall, the Reach handlebar was ergonomically designed to provide the ideal combination of shoulder position, elbow bend and wrist angle. The bar brings the grips closer to the rider, and features a narrower width, lower height and flatter hand position. The narrow profile also brings the hands in toward the center of the vehicle for easier maneuvering.

Combining a Reach Seat with a Reach Handlebar provides a smaller stature rider with an optimized rider triangle and a complete fit solution.

Fits '08-later Electra Glide®, Street Glide®, Ultra Limited (except '10-'13 FLHTK) and '09-later Trike models (except Freewheeler®). Also fits '17-later FLHTKSE and FLHXSE models. Does not fit with accessory Heated Hand Grips. All models require separate purchase of additional components. Street Glide models and models with fairing-mount mirrors require separate purchase of handlebar-mounted mirrors and Fairing Plugs.

55800589 Chrome.

55800590 Gloss Black.

Also available: (not shown)

BATWING REACH HANDLEBAR*

These high-quality, handlebars are designed to bring the controls 2.0" closer to the rider for increased comfort. Especially helpful for shorter riders or those with short arms.

55914-98 Polished Stainless Steel.

Fits '02-'07 Electra Glide and Street Glide models. All models require separate purchase of additional components. '08-'13 FLHX and models with fairing-mount mirrors require separate purchase of handlebar-mounted mirrors and Fairing Plugs P/N 732 (Qty 2) and 755 (Qty 2). Does not fit models equipped with Heated Hand Grips with internal switch wiring or Hydraulic Clutch Kits or Sidecar.

See your Dealer for cables, lines and additional installation components required.

NEW



C. BATWING TALLBOY HANDLEBAR

C. BATWING TALLBOY™ HANDLEBAR

The Batwing Tallboy Handlebar is shaped to provide a tall rider with the ideal combination of shoulder, elbow and wrist positions for a long day in the saddle. The Tallboy handlebar was extensively tested by a panel of riders between 5'-11" and 6'-3" tall, resulting in a higher and flatter hand location. The bar also stretches the elbow to a natural angle, and reduces the cramped look often seen in riders with long arms.

Combining a Tallboy Seat with a Tallboy Handlebar provides the rider with an optimized rider triangle and a complete fit solution.

Fits '08-later Electra Glide, Street Glide, Ultra Limited (except '10-'13 FLHTK) and '09-later Trike models (except Freewheeler). Does not fit CVO models. Does not fit with accessory Heated Hand Grips. All models require separate purchase of additional components. Street Glide models and models with fairing-mount mirrors require separate purchase of handlebar-mounted mirrors and Fairing Plugs.

55800591 Chrome.

55800592 Gloss Black.

See your Dealer for cables, lines and additional installation components required.

*NOTE: Installation of some handlebars and risers may require a change in clutch and/or throttle cable and brake lines for some models.

Not all products are available in all countries – please consult your dealer for details.

672 CONTROLS

Handlebars – Batwing

A. BATWING MINI-APE HANDLEBAR*

Throw your fists in the air with these 12.0" ape hangers. Shaped to rest your hands just above the top of the classic batwing fairing, these bars feature a tall stance and minimal amount of pull back that help to achieve a cool yet comfortable riding profile. Finished in brilliant chrome or satin black, these 1.0" handlebars accept internal wiring for a clean look.

Fits '09-later Electra Glide®, Street Glide®, Ultra Limited (except '10-'13 FLHTK) and Trike (except FLRT) models. Does not fit CVO models. All models require separate purchase of additional components for installation. '09-'13 FLHX and models with fairing-mount mirrors require separate purchase of handlebar-mounted mirrors and Fairing Plugs. Not for use with heated hand grips.

57474-11 Chrome.

57485-11 Satin Black.

See your Dealer for cables, lines and additional installation components required.



A. BATWING MINI-APE HANDLEBAR – CHROME



A. BATWING MINI-APE HANDLEBAR – SATIN BLACK

*NOTE: Installation of some handlebars and risers may require a change in clutch and/or throttle cable and brake lines for some models.

Not all products are available in all countries – please consult your dealer for details.

CONTROLS 673

Handlebars – Batwing

B. BATWING CHIZELED HANDLEBAR*

Bring cutting edge style to your custom bagger. The Batwing Chizeled Bar combines the rise of a 12" mini-ape with the edgy profile of the classic "Z" bar and the wrist position of a drag bar. The result? An aggressive hands-in-the-air riding posture. The fat 1.25" bar replaces mitered and welded corners with cast seamless 90° bends for added strength and style. The cast elbows eliminate sharp internal bends to simplify internal wiring. The bar slims down to 1.0" at the base to fit with Original Equipment handlebar clamps.

Fits '14-later Electra Glide®, Street Glide®, Ultra Limited and Tri Glide® models. All models require separate purchase of additional components for installation. Street Glide models and models with fairing-mounted mirrors require separate purchase of handlebar-mounted mirrors and fairing plugs. Does not fit CVO models or models equipped with accessory heated hand grips.

55800298 Chrome.

55800299 Gloss Black.

See your Dealer for cables, lines and additional installation components required.



B. BATWING CHIZELED HANDLEBAR – CHROME



B. BATWING CHIZELED HANDLEBAR – GLOSS BLACK

*NOTE: Installation of some handlebars and risers may require a change in clutch and/or throttle cable and brake lines for some models.

Model Family Fitment:

■ V-ROD ■ SPORTSTER ■ DYNA
■ SOFTAIL ■ TOURING

Not all products are available in all countries – please consult your dealer for details.

RISER BASICS

You may think you are perfectly happy with the way your bike is adjusted. But that doesn't mean that it is correctly set up for you. We get used to our bikes – our muscles become trained and we end up accommodating the bike. It is far better to take the time to make the bike accommodate you.

If you are satisfied with your handlebar's width and wrist position, but wish it was just a little higher, lower or closer to you, your dealer can recommend a set of handlebar risers that move the bar into your comfort zone.

ADJUSTING YOUR HAND POSITION



STOCK HANDLEBAR

Just about every model of Harley-Davidson® motorcycle comes with a different stock handlebar. Selected to complement the style of the bike, the handlebar may be the ideal shape for many riders, but of course, not everyone has the same physical characteristics.



STOCK HANDLEBAR WITH RISERS

If the stock handlebar has the correct width and hand position for you, but seems just a little too far away, we offer riser kits that bring the controls within reach. Straight and curved risers are available for many model and handlebar combinations.

RISER DIMENSIONS

2017 ORIGINAL EQUIPMENT RISER DIMENSIONS

| DESCRIPTION | BAR DIAMETER (cm / inch) | HEIGHT (cm / inch) | PULL BACK (cm / inch) | FINISH |
|-------------------------------------|--------------------------|--------------------|-----------------------|----------------|
| Road King®, Batwing Touring & Trike | 2.54 / 1.00 | 4.32 / 1.70 | 0.00 | Cast Alum |
| Road Glide® | 3.18 / 1.25 | 4.32 / 1.70 | 0.00 | Cast Alum |
| Softail® – FLSTC, FLS & FLSS | 2.54 / 1.00 | 4.93 / 1.94 | 0.99 / 0.39 | Chrome/Black |
| Softail – FLSTF, FLSTFB & FLSTFBS | 3.18 / 1.25 | 6.10 / 2.40 | 2.21 / 0.87 | Chrome/Black |
| Softail – FLSTN | 2.54 / 1.00 | 11.30 / 4.45 | 3.30 / 1.30 | Chrome |
| Softail – FXSB | 3.18 / 1.25 | 10.16 / 4.00 | 2.92 / 1.15 | Chrome |
| Dyna® – FLD | 2.54 / 1.00 | 7.87 / 3.10 | 3.00 / 1.18 | Chrome |
| Dyna – FXDB | 2.54 / 1.00 | 2.54 / 1.00 | n/a | Polished Alum |
| Dyna – FXDL | 2.54 / 1.00 | 11.15 / 4.39 | 4.09 / 1.61 | Polished Alum |
| Dyna – FXDF & FXDWG | 3.18 / 1.25 | 12.70 / 5.00 | 1.52 / 0.60 | Black, Gloss |
| XL – 1200C | 2.54 / 1.00 | 12.01 / 4.73 | 2.87 / 1.13 | Chrome |
| XL – 883N | 2.54 / 1.00 | 5.26 / 2.07 | 0.00 | Black, Wrinkle |
| XL – 883L & 1200T | 2.54 / 1.00 | 5.26 / 2.07 | 0.00 | Black |
| XL – 1200L, 1200CP & 1200V | 2.54 / 1.00 | 4.72 / 1.86 | 0.00 | Chrome |
| XL – 1200CX | 2.54 / 1.00 | 3.07 / 1.21 | 0.00 | Black |
| XL – 1200X | 2.54 / 1.00 | 2.39 / 0.94 | n/a | Black, Gloss |
| VRSC™ – VRSCD & VRSCDX | 2.54 / 1.00 | 6.81 / 2.68 | 1.02 / 0.40 | Black |

ACCESSORY RISER DIMENSIONS*

| KIT P/N | DESCRIPTION | BAR DIAMETER (cm / inch) | HEIGHT (cm / inch) | PULL BACK (cm / inch) | FINISH |
|-----------|-----------------------------|--------------------------|--------------------|-----------------------|--------------|
| 55996-09 | Black Fat Risers | 3.18 / 1.25 | 12.70 / 5.00 | 1.52 / 0.60 | Black, Gloss |
| 56269-09 | Curved Pull Back, 4.0" | 3.18 / 1.25 | 10.16 / 4.00 | 3.30 / 1.30 | Chrome |
| 56267-09 | Curved Pull Back, 6.0" | 3.18 / 1.25 | 15.24 / 6.00 | 4.32 / 1.70 | Chrome |
| 56066-82A | Curved Riser, 4.0" | 2.54 / 1.00 | 11.18 / 4.40 | 3.81 / 1.50 | Chrome |
| 56266-09 | Curved Riser, 6.0" | 2.54 / 1.00 | 15.24 / 6.00 | 4.32 / 1.70 | Chrome |
| 55900023 | Deluxe Pull Back Riser | 2.54 / 1.00 | 11.18 / 4.40 | 2.03 / 0.80 | Chrome |
| 56929-10 | Fat One-Piece Riser, Chrome | 3.18 / 1.25 | 10.41 / 4.10 | 0.00 | Chrome |
| 56916-07 | Fat-Bar Risers | 3.18 / 1.25 | 9.14 / 3.60 | 0.00 | Chrome |
| 46809-09 | Riser Kit for Nacelle | 2.54 / 1.00 | 4.83 / 1.90 | 0.00 | Chrome |
| 56063-82A | Straight Riser, 4.0" | 2.54 / 1.00 | 10.16 / 4.00 | 0.00 | Chrome |
| 56223-98 | Straight Riser, 6.0" | 2.54 / 1.00 | 15.24 / 6.00 | 0.00 | Chrome |

FIT SHOP TIPS

FIT SHOP

Here are a few options to consider when outfitting your bike to fit you. Find your model and flip to the pages for more information. For more details contact your local dealer.

Not all products are available in all countries – please consult your dealer for details.

Getting the fit right may be as simple as adjusting the Original Equipment handlebar and controls. With the bike blocked in the upright position and you in the saddle, your Dealer can loosen the handlebar clamp and rotate the bar for a closer match to your ideal fit.

Once the grips fall naturally to hand, your Dealer can also adjust the hand control lever position. Rotating the switches and levers to a level position puts your wrists in a relaxed position and reduces the strain of lifting your fingers to reach a too-high lever.

*NOTE: Installation of some handlebars and risers may require a change in clutch and/or throttle cable and brake hose for some models.

CONTROLS 675

Handlebar Risers



A. FAT RISER KIT – CHROME



A. FAT RISER KIT – CHROME*

This riser features a one-piece base that is designed for use with internally-wired 1.25" handlebars and provides a skirt that conceals the wiring's exit from the bar. The matching handlebar clamp ties it all together. Available in mirror chrome finish, the kit includes riser, matching handlebar clamp and clamp hardware.

56929-10

Fits most 1.25" diameter handlebars. Does not fit FXSB, FXSBSE and Springer® models. Requires separate purchase of additional components. See your dealer for details. Riser height 4.1".

B. FAT BAR RISER KIT – CHROME*

Go phat with bold chrome-plated risers. Hidden fasteners create a clean, seamless look. Kit includes all necessary mounting hardware.

56916-07

Fits most 1.25" diameter handlebars. Does not fit FXSB, FXSBSE and Springer models. Requires separate purchase of additional components. See your dealer for details. Riser height 3.6".

C. FAT HANDLEBAR RISER KIT – BLACK*

Add a splash of darkness to your front end with these blacked out risers. First introduced on the FXDF model, these risers feature a gloss black finish that will look good with any black or chrome bar.

55996-09

Fits most 1.25" diameter handlebars. Does not fit FXSB, FXSBSE and Springer models. Requires separate purchase of additional components. See your dealer for details. Riser height 5.0".

D. CURVED PULL BACK FAT RISERS – CHROME*

These chrome-plated Curved Pull Back Risers provide a comfortable riding position for those who like the shape, width and hand position of their current handlebar, but wish it was closer. For an ergonomically-friendly ride, these risers can be combined with a Harley-Davidson® Reach™ Seat and Profile™ Low suspension components to reduce arm stretch and to plant the feet firmly on the ground.

Fits most 1.25" diameter handlebars. Does not fit FXSB, FXSBSE and Springer models. Requires separate purchase of additional components. See your dealer for details.

56269-09 4" Curved Riser.

56267-09 6" Curved Riser.



B. FAT BAR RISER KIT – CHROME



C. FAT HANDLEBAR RISER KIT – BLACK



D. CURVED PULL BACK FAT RISERS – 4" CHROME



D. CURVED PULL BACK FAT RISERS – 6" CHROME

*NOTE: Installation of some handlebars and risers may require a change in clutch and/or throttle cable and brake lines for some models.

Model Family Fitment:

- V-ROD
- SPORTSTER
- DYNA
- SOFTAIL
- TOURING

Not all products are available in all countries – please consult your dealer for details.

676 CONTROLS

Handlebar Risers

A. SOFTAIL SLIM® PULL BACK RISER KIT – CHROME*

Ideal for riders with a short reach or for those that prefer an upright riding position, these curved risers and the matching handlebar clamp are shaped to put the Original Equipment Softail Slim handlebar closer to the rider. Designed for easy installation, these 4.5" high risers are compatible with the stock control cables for a low-cost conversion. Provides 1.75" of rise and 1.5" of additional pull back when compared to the stock FLS riser.

55900023

Fits most '12-later FLS and FLSS models with no additional components. '15-later FLS and FLSS models equipped with ABS brakes require separate purchase of Brake Line P/N 41800300. Also fits most 1.0" diameter handlebars with separate purchase of additional components. Does not fit Springer® models. Riser height 4.5".



A. SOFTAIL SLIM PULL BACK RISER KIT – CHROME

B. HANDLEBAR RISER KITS – CHROME*

These chrome-plated risers provide a comfortable riding position for those who like the shape, width and hand position of their current 1.0" handlebar, but wish it was closer. For an ergonomically-friendly ride, these risers can be combined with a Harley-Davidson® Reach™ forward-position seat and Profile™ Low suspension components to reduce arm stretch and to plant the feet firmly on the ground. Finish off the look with a Harley-Davidson decorative handlebar clamp kit.

Fits most 1.0" handlebars. Does not fit Springer models. Installation may require separate purchase of handlebar clamp. See your dealer for details. Installation also may affect fitment of handlebar-mounted instruments.

56066-82A 4.0" Curved Risers.

56063-82A 4.0" Straight Risers.

56266-09 6.0" Curved Risers.

56223-98 6.0" Straight Risers.



B. HANDLEBAR RISER KIT – CHROME STRAIGHT



B. HANDLEBAR RISER KIT – CHROME CURVED

C. BILLET HANDLEBAR RISER HARDWARE – CHROME

Provides a highly polished and plated, machined steel, conical shaped washer. Chrome socket head cap screw is countersunk into the washer upon installation for a very clean look. Screws are also chrome-plated. Looks great with Original Equipment or billet triple trees.

63026-05

Fits '91-later Dyna® (except '08-later FXDB and FXDF) and '97-later FXSB, FXST, FXSTB, FXSTC and FXSTD models. Also fits '93-'00 FXR models.



C. BILLET HANDLEBAR RISER HARDWARE – CHROME

D. HANDLEBAR RISER HARDWARE – CHROME

Finish the show-winning look with brilliant chrome hardware. Manufactured to Original Equipment specifications, this kit replaces the zinc-plated exposed handlebar riser hardware with chrome-plated bolts and chrome lock washers.

63027-05

Fits '93-'00 FXR, '91-later Dyna (except '08-later FXDB) and '97-later FXSB, FXSE, FXST, FXSTB, FXSTC and FXSTD models.



E. POLYURETHANE HANDLEBAR RISER BUSHINGS

These Handlebar Riser Bushings replace the Original Equipment stacked rubber and zinc washer combination with a long-lasting polyurethane bushing and cover. These firm bushings provide a direct link between the bar and the front fork for a solid feel - and they reduce the softness you experience when a tall or wide handlebar is installed in Original Equipment vibration-isolating rubber mounts.

56298-03A

Fits '83-later Touring models. Kit includes replacement riser bolts. Does not fit Trike models.

56165-03

Fits '97-'03 XL, '86-later Dyna (except FXDB and '14-later FXDL) and Softail® (except Springer models, FXS and FXSTD) models. '86-'93 FL Softail models require use of '94-later Riser Bolts. Will not fit with Chrome Riser Cup Washer Kit P/N 56486-01.



D. HANDLEBAR RISER HARDWARE – CHROME



E. POLYURETHANE HANDLEBAR RISER BUSHINGS

*NOTE: Installation of some handlebars and risers may require a change in clutch and/or throttle cable and brake lines for some models.

Not all products are available in all countries – please consult your dealer for details.



F. RISER CUP WASHER KIT – CHROME



F. RISER CUP WASHER KIT – CHROME

Add a finishing touch to the riser on your bike. This kit includes two styled and chrome-plated washers that replace the standard metal washers below the handlebar risers. Replaces Original Equipment P/N 56159-73.

56486-01

Fits '97-'03 XL, '86-later Dyna® (except FXDB) and Softail® models (except Springer®, FXS and FXSTD). Does not fit with Polyurethane Handlebar Bushings P/N 56165-03.

G. HANDLEBAR CLAMP HARDWARE KIT – CHROME

Finish the show-winning look with brilliant chrome hardware. Manufactured to Original Equipment specifications, this kit replaces the zinc-plated exposed handlebar clamp bolts with chrome-plated socket head cap screws.

94451-05

Fits '05-later FLSTN, '94-later FLSTS, FLSTSB, FLSTSC, FXSTD, FXSTDSE, FXSTS and FXSTSB and '07-'08 FXSTSSE models.

94452-05

Fits '06 FXD, FXDB, FXDC and FXD35, '94-'06 FXDL, '94-'05 FXDWG, '99-'00 FXR2 and FXR3, '94-later FLST, FXST, FXSTB, FXSTC, '94-'08 FLSTC, '94-'06 FLSTF and '93-'96 FLSTN models.

94453-05

Fits '95-'13 XL (except XL883C, XL883N, XL1200C, XL1200L, XL1200N, XL1200V and XL1200X) and '94-'05 FXD, FXDC, FXDX, FXDXT and FXDS-CONV. models.

94454-05

Fits XL1200CX, XL1200L, XL1200N, XL1200T, '96-'06 XL883C and XL1200C, '07-later Dyna, '00 FXR4, '05-'06 FLSTFSE, '10-'12 FLSTSE, '13-later FXSB, '16-later FXSE and '13-'14 FXSBSE models.

H. HANDLEBAR CLAMP BOLT COVERS

Complete the chrome hand control conversion. These thin-wall bolt covers are designed for easy installation over handlebar clamp bolts. The machined brass and chrome-plated covers are corrosion resistant and the internal spring steel retention clip resists vibration and thermal cycling to securely hold the covers in place. Kit includes 4 covers.

94413-04

Fits .3125" socket head handlebar clamp bolts. Does not fit '15-later XG, '07-later FLSTF, '08-later FXCW, FXSB, FXSBSE or Touring models.

I. WILLIE G™ SKULL BILLET HANDLEBAR CLAMP

Machined from solid billet, this sleek clamp offers a simple style.

56060-01 Willie G Skull.

Fits '93-'05 FXDL, '93-'05 FXDWG, '84-'08 FLSTC, '90-'06 FLSTF, '84-'09 FXST and FXSTB and '84-'99 FXSTC models with stock and accessory 1.0" diameter handlebar. Not for use with Road Tech™ Radios.

J. LIVE TO RIDE HANDLEBAR CLAMP

56178-92TA Gold.

Fits '74-'06 XL, FX, FXR, FX Dyna and FX Softail models with stock and accessory 1.0" diameter handlebar (except '96-'06 XL883C and XL1200C and '99-'06 FXR).

K. CUSTOM HANDLEBAR CLAMPS

Fits '74-later XL, FX, FXR, FX Dyna and FX Softail models with stock and accessory 1.0" diameter handlebar (except '06-later Dyna, XL and Softail, '96-later XL Customs and '99-later FXR).

56170-83TA Classic Chrome.

56567-86B Bar & Shield®.




G. HANDLEBAR CLAMP HARDWARE KIT – CHROME



H. HANDLEBAR CLAMP BOLT COVERS



I. WILLIE G SKULL BILLET HANDLEBAR CLAMP



J. LIVE TO RIDE HANDLEBAR CLAMP



K. CUSTOM HANDLEBAR CLAMPS

*NOTE: Installation of some handlebars and risers may require a change in clutch and/or throttle cable and brake lines for some models.

Model Family Fitment:

- V-ROD
- SPORTSTER
- DYNA
- SOFTAIL
- TOURING

Not all products are available in all countries – please consult your dealer for details.



HARLEY-DAVIDSON®

AUDIO & GAUGES

Hear more. Find more. Do more. Ride to your own soundtrack with a new Harley-Davidson Boom! Audio sound system while finding your way with the easy-to-use, biker-friendly Road Tech™ GPS system. More is right at your fingertips.



GENUINE MOTOR PARTS & ACCESSORIES

NOT ALL PRODUCTS ARE AVAILABLE IN ALL COUNTRIES –
PLEASE CONSULT YOUR DEALER FOR DETAILS.





BOOM! AUDIO—THE CHOICE IS CLEAR

Harley-Davidson® Boom! Audio is an exciting collection of integrated audio components designed to combine the maximum number of features with an easy-to-use interface. And because your bike's Original Equipment radio is designed for plug-and-play integration of Boom! Audio equipment, you can easily create the custom sound experience you've always wanted.

Our goal is to deliver exceptional products that create a deep emotional connection between music and riding. We don't take the easy way out by assuming that louder is better. Instead, we find ways to optimize bass while keeping distortion low. Our audio specialists work hand in hand with our vehicle engineers to optimize speaker enclosures and locations for both the standard and Boom! Audio speakers.


Boom! Audio systems are designed to be loud enough to cut through road noise without sacrificing accurate sound reproduction. All you hear is musical balance and clarity. Each combination of speakers relies on a unique equalization curve programmed into the amplifier to maximize the system's performance. This gives Boom! Audio a clear advantage over other aftermarket systems.

FAIRING SPEAKERS

Capture every note. Designed for maximum performance in the harsh motorcycle environment, when paired with an amplifier these waterproof speakers feature louder output, reduced distortion and improved clarity at speed.

BOOM! BOX 6.5GT RADIO

The Boom! Box 6.5GT Touchscreen Infotainment System is the ideal upgrade for models equipped with the standard Boom! Box 4.3 radio. The 6.5GT features AM/FM radio, weather alert, integrated iPod and USB audio device playback, map-based GPS navigation and Bluetooth pairing of mobile phones.



BOOM! AUDIO SPEAKERS

Designed for increased volume, deep bass, and high-output durability, Boom! Audio speakers feature advanced rare earth magnets made with neodymium compounded with iron and boron. Neo magnets are light, small and very powerful. They are roughly 10 times stronger than equivalent ferrite magnets, so neo magnets achieve the same strength with one-tenth the size and weight of traditional magnets.

TOUR-PAK™ SPEAKERS

Surround yourself with sound. Forward-facing speakers feature waterproof tweeters and injection-molded woofer cones with high-flux Neodymium magnets and are sized to be a direct replacement for the factory speakers.

For a complete tour of the Boom! Audio Infotainment system, log on to:
www.harley-davidson.eu/mydreamharley



AMPLIFIERS

When loud just isn't loud enough. Rugged Fairing, Tour-Pak™ and Saddlebag-mounted amplifiers provide increased volume, lower distortion, reduced clipping and fuller sound that cuts through wind and road noise.

FAIRING LOWER SPEAKERS

Nestled into the glove boxes of your vented fairing lowers, these vibration-tested waterproof speakers feature rider directed tweeters for clear, crisp sound.

BIKE-TO-BIKE COMMUNICATIONS KIT

Bike-to-Bike system allows you and your passenger to talk with other riders, even when you are miles apart. Integrated CB features easy to use handlebar controls and will mute the radio while in transmit or receive mode.



HIDDEN ANTENNA

Hide the antenna inside the fairing for a clean, uncluttered look. Perfect for your slick custom bagger, the Hidden Antenna is the ideal addition to models equipped with H-D® Detachables™ Tour-Pak Luggage.

ELECTRA GLIDE® ULTRA CLASSIC™ WITH STAGE II BOOM! AUDIO SHOWN

SADDLEBAG LID SPEAKERS


Directionally optimized for improved rider acoustics, these waterproof 5" x 7" speakers turn the latched and gasket-sealed saddlebags into large speaker enclosures for enhanced bass response.

THREE STEPS TO GREAT SOUND

Your bike's factory-equipped Boom! Box in-dash audio system and speakers are designed to provide enjoyable full-range sound quality, at a volume level you can hear on the open road.

With the addition of Boom! Audio speakers and amplifiers you'll get louder, ride-enhancing sound – thanks to increased frequency response, lower distortion and strong mid-range performance that cut through wind noise. Designed specifically for your ride, Boom! Audio equipment doesn't just sound great – it's engineered tough to withstand the harsh outdoor environment.

STEP BY STEP UPGRADE




STEP 2— Add Speakers & Amps

Now we are getting serious. Adding a 3rd pair of Boom! Audio speakers and an additional amplifier delivers the extra punch that only a "wall of sound" can provide. Adding a third set of speakers in the saddlebag lids or in the fairing lowers directs more sound to the motorcycle's cockpit, building depth and presence to the musical experience.

6-speaker Stage I systems are powered by two Boom! Audio amplifiers, and bi-amplified Stage II systems require three dedicated amplifiers.

EQ "IQ" TEST

Boom! Audio systems outperform other aftermarket systems because our Audio Engineers develop a unique equalization (EQ) software package for each combination of speakers and amplifiers. A two-speaker fairing setup requires a full range EQ so the speakers deliver the full music spectrum, while a 4-, 6- or 8-speaker system's EQ custom tunes each location's speaker to deliver its ideal tonal range.



STEP 1— Replace the Factory Speakers

The first step toward audio perfection is to replace the Original Equipment speakers with your choice of Boom! Audio speakers and matching amplifier(s).

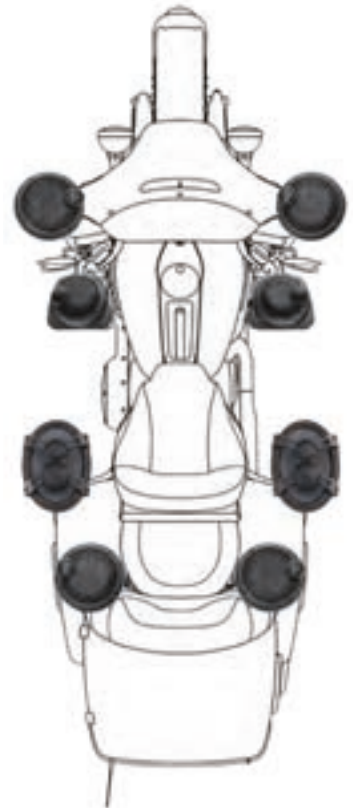
The larger bass and separate mid/high range speaker components deliver increased musical accuracy, and the added power helps cut through the wind and road noise.

4-speaker Stage I systems require one Boom! Audio amplifier, and bi-amplified Stage II systems are powered by two dedicated amplifiers.

STEP 3— Build the Ultimate System

This is the complete package. Rounding out the system with a fourth set of speakers adds enhanced bass punch and a weighty sound sure to grab attention. The 8-speaker "surround sound" effect puts the rider and passenger inside an envelope of sound for a road-tripping musical experience like no other.

8-speaker Stage I systems are powered by two Boom! Audio amplifiers, and bi-amplified Stage II systems require four dedicated amplifiers.



STAGE II BOOM! AUDIO – DELIVERS A PURE HIGH-POWERED CONCERT HALL EXPERIENCE

THE FIRST STEP – Add amplifier(s) and upgrade the factory speakers

| Street Glide® & Road Glide® | | | | Electra Glide® & Road Glide Ultra | | | |
|---|-------------------|--------------|---------------------------|--|-------------------|--------------|---------------------------|
| What are my Options? | Speaker Locations | Sound Output | # of Speakers/ Amplifiers | What are my Options? | Speaker Locations | Sound Output | # of Speakers/ Amplifiers |
| Upgrade Stock Speakers | | | 2/1 300 watts | Upgrade Stock Speakers | | | 4/2 600 watts |
| WANT MORE? HERE ARE YOUR OPTIONS. | | | | | | | |
| I RIDE SOLO 4-Speaker* | | | 4/2 600 watts | I RIDE SOLO 6-Speaker* | | | 6/3 900 watts |
| I RIDE TWO-UP 4-Speaker* | | | 4/2 600 watts | I RIDE TWO-UP 6-Speaker* | | | 6/3 900 watts |
| I RIDE SOLO & 2-UP 6-Speaker* | | | 6/3 900 watts | THE ULTIMATE SYSTEM 8-Speaker* | | | 8/4 1200 watts |
| THE ULTIMATE SYSTEM 8-Speaker* | | | 8/4 1200 watts | | | | |

● = Factory Speaker Locations
● = Additional Speaker Locations*

STAGE I BOOM! AUDIO – CUTS THROUGH ROAD NOISE TO DELIVER EVERY NOTE

THE FIRST STEP – Add amplifier(s) and upgrade the factory speakers

| Street Glide & Road Glide | | | | Electra Glide & Road Glide Ultra | | | |
|---|-------------------|--------------|---------------------------|--|-------------------|--------------|---------------------------|
| What are my Options? | Speaker Locations | Sound Output | # of Speakers/ Amplifiers | What are my Options? | Speaker Locations | Sound Output | # of Speakers/ Amplifiers |
| Upgrade Stock Speakers | | | 2/1 150 watts | Upgrade Stock Speakers | | | 4/1 300 watts |
| WANT MORE? HERE ARE YOUR OPTIONS. | | | | | | | |
| I RIDE SOLO 4-Speaker* | | | 4/1 300 watts | I RIDE SOLO 6-Speaker* | | | 6/2 450 watts |
| I RIDE TWO-UP 4-Speaker* | | | 4/1 300 watts | I RIDE TWO-UP 6-Speaker* | | | 6/2 450 watts |
| I RIDE SOLO & 2-UP 6-Speaker* | | | 6/2 450 watts | THE ULTIMATE SYSTEM 8-Speaker* | | | 8/2 600 watts |
| THE ULTIMATE SYSTEM 8-Speaker* | | | 8/2 600 watts | | | | |

● = Factory Speaker Locations
● = Additional Speaker Locations*

*Installation requires the installation of additional Color-Matched components.

NOTE: Boom! Audio Stage I and Boom! Audio Stage II components are not compatible.

Not all products are available in all countries – please consult your dealer for details.

STAGE II BOOM! AUDIO SYSTEMS

Boom! Audio Stage II systems give you the very best motorcycle sound experience.

Stage II systems are based on a bi-amplified, three-way speaker design. Each Stage II speaker features a separate woofer, mid-range, and tweeter element that allow frequencies to be delivered with the optimum driver design. Each speaker is powered by two channels from the amplifier – one for the woofer, and the second for the mid-range/tweeter combination – for a total output of 150 watts/speaker. This doubling of the power allows you to play your music louder with far less distortion than traditional systems.



GRILL MOUNTED
DOME TWEETER

BOOM! AUDIO STAGE II
BI-AMPLIFIED 3-WAY
FAIRING SPEAKERS

6.5" WOOFER &
BRIDGE-MOUNT
MID-RANGE SPEAKER

Boom! Audio Stage II Fitment Matrix*

FLHX/FLHXS*

| | | |
|---------|---------------------|-----------|
| Fairing | Fairing Speakers | 76000524A |
| | Fairing Amp w/Mount | 76000278 |

| | | |
|--------------------------|----------------------------|-----------|
| Saddlebag | Saddlebag Lid Speakers | 76000319A |
| | Installation Kit – '14-'16 | 76000584 |
| | Installation Kit – '17 | 76000745 |
| | Saddlebag Speaker Amp | 76000277A |
| | Saddlebag Lids – Left † | 90200827 |
| Saddlebag Lids – Right † | 90200826 | |

| | | |
|-------------------------------|----------------------------|-----------|
| Fairing Lower | Fairing Lower Speakers** | 76000353A |
| | Installation Kit – '14-'16 | 76000586 |
| | Installation Kit – '17 | 76000749 |
| | Fairing Lower Speaker Amp | 76000277A |
| Fairing Lower Speaker Boxes † | 76000497 | |

| | | |
|----------|----------------------------|-----------|
| Tour-Pak | Tour-Pak™ Speakers*** | 76000526A |
| | Installation Kit – '14-'16 | 76000585 |
| | Installation Kit – '17 | 76000751 |
| | Tour-Pak Speaker Amp | 76000277A |
| | Tour-Pak Speaker Pods | 76000505 |

FLTRX/FLTRXS*

| | | |
|---------|---------------------|-----------|
| Fairing | Fairing Speakers | 76000594A |
| | Fairing Amp w/Mount | 76000523 |

| | | |
|--------------------------|----------------------------|-----------|
| Saddlebag | Saddlebag Lid Speakers | 76000319A |
| | Installation Kit – '14-'16 | 76000584 |
| | Installation Kit – '17 | 76000745 |
| | Saddlebag Speaker Amp | 76000277A |
| | Saddlebag Lids – Left † | 90200827 |
| Saddlebag Lids – Right † | 90200826 | |

| | | |
|-------------------------------|----------------------------|-----------|
| Fairing Lower | Fairing Lower Speakers** | 76000353A |
| | Installation Kit – '14-'16 | 76000586 |
| | Installation Kit – '17 | 76000749 |
| | Fairing Lower Speaker Amp | 76000277A |
| Fairing Lower Speaker Boxes † | 76000497 | |

| | | |
|----------|----------------------------|-----------|
| Tour-Pak | Tour-Pak Speakers*** | 76000526A |
| | Installation Kit – '14-'16 | 76000585 |
| | Installation Kit – '17 | 76000751 |
| | Tour-Pak Speaker Amp | 76000277A |
| | Tour-Pak Speaker Pods | 76000505 |

FLHTCUTG (Twin-Cooled™)*

| | | |
|----------------------|----------------------------|-----------|
| Fairing & Tour-Pak | Fairing Speakers | 76000524A |
| | Fairing Amp w/Mount | 76000278 |
| | Tour-Pak Speakers | 76000526A |
| | Installation Kit – '14-'16 | 76000618 |
| | Installation Kit – '17 | 76000746 |
| Tour-Pak Speaker Amp | 76000277A | |

| | | |
|------|----------------------------|-----------|
| Body | Trike Body Speakers | 76000526A |
| | Installation Kit – '14-'16 | 76000617 |
| | Installation Kit – '17 | 76000747 |
| | Trike Body Speaker Amp | 76000277A |

FLHTCU/FLHTCUL (Air/Oil-Cooled)*

| | | |
|----------------------|----------------------------|-----------|
| Fairing & Tour-Pak | Fairing Speakers | 76000524A |
| | Fairing Amp w/Mount | 76000278 |
| | Tour-Pak Speakers | 76000526A |
| | Installation Kit – '14-'16 | 76000585 |
| | Installation Kit – '17 | 76000751 |
| Tour-Pak Speaker Amp | 76000277A | |

| | | |
|-------------------------------|----------------------------|-----------|
| Fairing Lower | Fairing Lower Speakers | 76000353A |
| | Installation Kit – '14-'16 | 76000586 |
| | Installation Kit – '17 | 76000749 |
| | Fairing Lower Speaker Amp | 76000277A |
| Fairing Lower Speaker Boxes † | 76000497 | |

| | | |
|--------------------------|----------------------------|-----------|
| Saddlebag | Saddlebag Lid Speakers | 76000319A |
| | Installation Kit – '14-'16 | 76000584 |
| | Installation Kit – '17 | 76000745 |
| | Saddlebag Speaker Amp | 76000277A |
| | Saddlebag Lids – Left † | 90200827 |
| Saddlebag Lids – Right † | 90200826 | |

FLHTCU/FLHTCUL/FLHTK/FLHTKL (Twin-Cooled)*

| | | |
|----------------------|----------------------------|-----------|
| Fairing & Tour-Pak | Fairing Speakers | 76000524A |
| | Fairing Amp w/Mount | 76000278 |
| | Tour-Pak Speakers | 76000526A |
| | Installation Kit – '14-'16 | 76000585 |
| | Installation Kit – '17 | 76000751 |
| Tour-Pak Speaker Amp | 76000277A | |

| | | |
|---------------------------|----------------------------|----------|
| Fairing Lower | Fairing Lower Speakers | 76000660 |
| | Installation Kit – '14-'16 | 76000586 |
| | Installation Kit – '17 | 76000749 |
| Fairing Lower Speaker Amp | 76000277A | |

| | | |
|--------------------------|----------------------------|-----------|
| Saddlebag | Saddlebag Lid Speakers | 76000319A |
| | Installation Kit – '14-'16 | 76000584 |
| | Installation Kit – '17 | 76000745 |
| | Saddlebag Speaker Amp | 76000277A |
| | Saddlebag Lids – Left † | 90200827 |
| Saddlebag Lids – Right † | 90200826 | |

FLTRU (Twin-Cooled)*

| | | |
|----------------------|----------------------------|-----------|
| Fairing & Tour-Pak | Fairing Speakers | 76000594A |
| | Fairing Amp w/Mount | 76000523 |
| | Tour-Pak Speakers | 76000526A |
| | Installation Kit – '14-'16 | 76000585 |
| | Installation Kit – '17 | 76000751 |
| Tour-Pak Speaker Amp | 76000277A | |

| | | |
|---------------|----------------------------|-----------|
| Fairing Lower | Fairing Lower Speakers | 76000660 |
| | Installation Kit – '14-'16 | 76000586 |
| | Installation Kit – '17 | 76000749 |
| | Fairing Lower Speaker Amp | 76000277A |

| | | |
|--------------------------|----------------------------|-----------|
| Saddlebag | Saddlebag Lid Speakers | 76000319A |
| | Installation Kit – '14-'16 | 76000584 |
| | Installation Kit – '17 | 76000745 |
| | Saddlebag Speaker Amp | 76000277A |
| | Saddlebag Lids – Left † | 90200827 |
| Saddlebag Lids – Right † | 90200826 | |

FLHXSE (Twin-Cooled)*

| | | |
|-------------------------|----------------------------|-----------|
| Fairing Lower | Fairing Lower Speakers | 76000660 |
| | Installation Kit – '14-'16 | 76000586 |
| | Installation Kit – '17 | 76000749 |
| | Fairing Lower Speaker Amp | 76000277A |
| FLHXSE Installation Kit | 76000734 | |

| | | |
|---------------------|----------------------------|-----------|
| Tour-Pak | Tour-Pak Speakers*** | 76000526A |
| | Installation Kit – '14-'16 | 76000585 |
| | Installation Kit – '17 | 76000751 |
| | Tour-Pak Speaker Amp | 76000277A |
| | Tour-Pak Speaker Pods | 76000505 |
| Audio Input Harness | 69201477 | |

FLHTKSE (Twin-Cooled)*

| | | |
|--------------------|----------------------------|-----------|
| Fairing & Tour-Pak | Fairing Speakers | 76000524A |
| | Tour-Pak Speakers | 76000526A |
| | Installation Kit – '14-'16 | 76000585 |
| | Installation Kit – '17 | 76000751 |
| | Tour-Pak Speaker Amp | 76000277A |
| | Interconnect Harness | 69200714 |
| | Jumper Harness | 69200489 |

| | | |
|--------------------------|----------------------------|-----------|
| Saddlebag | Saddlebag Lid Speakers | 76000319A |
| | Installation Kit – '14-'16 | 76000584 |
| | Installation Kit – '17 | 76000745 |
| | Saddlebag Speaker Amp | 76000277A |
| | Saddlebag Lids – Left † | 90200827 |
| Saddlebag Lids – Right † | 90200826 | |
| Saddlebag Handle Kit | 90201116 | |

FLTRUSE (Twin-Cooled)*

| | | |
|----------------------|----------------------------|-----------|
| Fairing & Tour-Pak | Fairing Speakers | 76000594A |
| | Tour-Pak Speakers | 76000526A |
| | Installation Kit – '14-'16 | 76000585 |
| | Installation Kit – '17 | 76000751 |
| | Tour-Pak Speaker Amp | 76000277A |
| Interconnect Harness | 69200714 | |
| Jumper Harness | 69200489 | |

| | | |
|--------------------------|----------------------------|-----------|
| Saddlebag | Saddlebag Lid Speakers | 76000319A |
| | Installation Kit – '14-'16 | 76000584 |
| | Installation Kit – '17 | 76000745 |
| | Saddlebag Speaker Amp | 76000277A |
| | Saddlebag Lids – Left † | 90200827 |
| Saddlebag Lids – Right † | 90200826 | |
| Saddlebag Handle Kit | 90201116 | |

NOTE: Boom! Audio Stage I and Boom! Audio Stage II components are not compatible.

* '14-'16 models with 6- and 8- Speaker Systems require installation of High Output Charging System P/N 29900028A.

** Requires separate purchase of Vented Fairing Lower.

*** Requires separate purchase of King Tour-Pak and Rigid Tour-Pak Mounting Rack.

† Denotes Color-Matched product.

Not all products are available in all countries – please consult your dealer for details.

686 AUDIO & GAUGES

Boom! Audio – Stage II

BOOM! AUDIO STAGE II COMPONENTS*

Headline your own concert tour. Big and bold is the best way to describe the musical performance you will experience when listening to your favorite band through a Boom! Audio Stage II sound system. The weather-proof 3-way speakers feature high-exursion woofers for extended bass performance, and separate mid- and high-frequency drivers for rich vocals and startlingly real treble notes. Powered by a dedicated 300 watt RMS amplifier, each pair of speakers is capable of producing “filling-rattling” volume. Designed to work seamlessly with the factory installed Boom! Audio infotainment head unit, the Boom! Stage II components are system matched and feature custom tuned static and dynamic equalization that dial in the ideal setup for your ride. And you can choose how far you want to go. From a single pair of fairing mounted speakers and a 300 watt amp to a full bore 8 speaker, 4 amp, 1200 watt system, we’ve got you covered.

A. BOOM! AUDIO AMPLIFIER KIT

Take your music to the streets. Boom! Audio Amplifier Kits allow you to crank up the volume with significantly less distortion. The amplifier provides more power than Original Equipment radio alone, resulting in increased volume, fuller sound reproduction, reduced clipping and lower Total Harmonic Distortion (THD). Unlike aftermarket amplifiers that connect between the radio and the speakers, the Boom! Audio amplifier bypasses the radio’s internal power amp to produce the cleanest sound possible. The Boom! Audio Amplifier boosts the pure source signal, minimizing any distortion generated through the speaker output. The system-matched high-output signal features optimized sound equalization for crisp, clear vocals and maximum bass response and the strong midrange response cuts through wind and road noise. The waterproof 4-channel, 75-watts RMS/channel amplifier (300-watt RMS total) has been designed from the ground-up for the harsh motorcycle environment. Fairing Mounted kit includes all mounting hardware and wiring harness. Note: The use of the Boom! Audio Amplifier turns off the radio’s internal amplifier.

76000278 Fairing Mounted.

Fits '14-later Electra Glide®, Street Glide®, Ultra Limited and Tri Glide® models equipped with a Boom! Box audio system. Dealer Digital Technician™ software update is required. Dealer installation is recommended. Separate purchase of Fairing Power Extension Harness P/N 69200921 is required if installed with Hidden AM/FM/WB Antenna P/N 76000513, Electra Glo Headlamp Trim Rings or Fairing Edge Lights.

76000523 Fairing Mounted.

Fits '15-later FLTRU, FLTRX and FLTRXS models. Original Equipment on '15-later CVO Road Glide model. Dealer Digital Technician software update is required. Dealer installation is recommended. Separate purchase of Fairing Power Extension Harness P/N 69200921 is required if installed with Hidden AM/FM/WB Antenna P/N 76000513, Electra Glo Headlamp Trim Rings or Fairing Edge Lights.

76000277A Amplifier only.


Fits '14-later Touring and Tri Glide models equipped with a Boom! Box audio system. Required to add a 2nd, 3rd or 4th set of Boom! Audio Stage II speakers. If installing more than 2 amplifiers, separate purchase of Electrical Accessory Adapter P/N 70270-04A is required. Dealer Digital Technician software update is required. Dealer installation is recommended.

*NOTE: '14-'16 models with Boom! Audio Stage II systems with 6 or 8 speakers require installation of High-Output Charging System P/N 29900028A.

Model Family Fitment:

V-ROD
 SPORTSTER
 DYNA
 SOFTAIL
 TOURING

Not all products are available in all countries – please consult your dealer for details.



A. BOOM! AUDIO – STAGE II




A. BOOM! AUDIO AMPLIFIER KIT – (76000278 SHOWN)



A. BOOM! AUDIO AMPLIFIER KIT – (76000523 SHOWN)

AUDIO & GAUGES 687

Boom! Audio – Stage II



B. BOOM! AUDIO STAGE II SPEAKER COMPONENTS

B. BOOM! AUDIO STAGE II SPEAKER KIT – FAIRING*

Designed for increased volume, sound quality and durability, Stage II Fairing Speakers feature a 6.5" long-throw woofer for low frequencies, a bridge mounted mid-frequency driver, and a separate tweeter for high-frequencies. Like true audiophile components, each speaker is powered by two channels from our 300 watt RMS amplifier – one channel powers the woofer, and another powers the mid/tweeter combo. When powered by separate dedicated bass and high-frequency amplifier channels, you are doubling the power to each speaker when compared to our Boom! Audio Stage I system. The results? You get thumping bass response, sizzling vocals and clean, distortion free performance at all volume levels. Built with composite speaker frames, powerful magnets and protective perforated metal grills, these weather and vibration resistant speakers are designed for life on the road. Complete kit includes 2 three-way speakers, grills and plug-in connections. Separate purchase of fairing mount amplifier is required. Boom! Audio speakers feature a two-year warranty.

76000524A Batwing Fairing.

Fits '14-later FLHTCU, FLHTCUL, FLHTK, FLHTKL, FLHTKSE, FLHX, FLHXS and FLHTCUTG models. Stock on '15-later FLHXSE models. Requires separate purchase of a Boom! Audio accessory amplifier. Not compatible with models equipped with Stage I Boom! Audio components. Dealer installation and software updates are required.

76000594A Road Glide® Fairing.

Fits '15-later FLTRU, FLTRUSE, FLTRX and FLTRXS models. Requires separate purchase of a Boom! Audio accessory amplifier. Not compatible with models equipped with Stage I Boom! Audio components. Dealer installation and software updates are required.



B. BOOM! AUDIO STAGE II SPEAKER KIT – BATWING FAIRING



B. BOOM! AUDIO STAGE II SPEAKER KIT – ROAD GLIDE FAIRING



*NOTE: '14-'16 models with Boom! Audio Stage II systems with 6 or 8 speakers require installation of High-Output Charging System P/N 29900028A.

Not all products are available in all countries – please consult your dealer for details.

688 AUDIO & GAUGES

Boom! Audio – Stage II

A. BOOM! AUDIO STAGE II SPEAKER KIT – TOUR-PAK™ AND TRI GLIDE® TRIKE BODY*

Designed for increased volume, sound quality and durability, Stage II 6.5" Tour-Pak and Trike Body Speakers feature a long-throw woofer for low frequencies, a bridge-mounted mid-frequency driver and a separate tweeter for high frequencies. Like true audiophile components, each speaker is powered by two channels from our 300 watt RMS amplifier – one channel powers the woofer, and another powers the mid/tweeter combo. When powered by separate dedicated bass and high-frequency amplifier channels, you are doubling the power to each speaker when compared to our Boom! Audio Stage I system. The results? You get thumping bass response, sizzling vocals and clean, distortion-free performance at all volume levels. Built with composite speaker frames, powerful magnets and protective perforated metal grilles, these weather- and vibration-resistant speakers are designed for life on the road. Complete kit includes 2 three-way speakers, grilles and plug-in connections. Boom! Audio speakers feature a two-year warranty.

76000526A

Fits '14-later FLHTCU, FLHTCUL, FLHTK, FLHTKL, FLHTKSE, FLTRU, FLTRUSE and FLHTCUTG models. Also fits FLHX, FLHXS, FLHXSE, FLTRX and FLTRXS models equipped with a King Tour-Pak, rigid Tour-Pak mounting rack and Rear Speaker Enclosure Kit P/N 76000505. Does not fit models with H-D® Detachables™ Tour-Pak Mounting Rack. Requires separate purchase of Boom! Audio amplifier and appropriate Stage II Speaker Installation Kit. Not compatible with models equipped with Stage I Boom! Audio components. Dealer installation and software updates are required.



A. BOOM! AUDIO STAGE II SPEAKER KIT – TOUR-PAK

B. BOOM! AUDIO STAGE I/II FAIRING LOWER SPEAKER KIT – TWIN-COOLED™ MODELS*

Designed for installation in the Original Equipment fairing lowers of Twin-Cooled Touring models, these vibration-tested waterproof two-way speakers feature rider directed tweeters for clear, crisp sound. The 4" bass/midrange driver and the grill-mounted 1" tweeter are performance-optimized to complement the sound characteristics of both Stage I and Stage II Boom! Audio systems, and provide higher listening volumes with reduced distortion at highway speeds. For easy installation, the speakers are pre-mounted to a backing plate that snaps in place, replacing the fairing lower cooling system access doors. The speakers can be easily removed to check coolant levels. Complete kit includes left and right two-way speakers and wiring harness. Boom! Audio speakers feature a two-year warranty.

76000660

Fits '14-later FLHTCU-TC, FLHTK, FLHTKL, FLHTKSE, FLHXSE, FLTRU and FLTRUSE models with Twin-Cooled engines. Use on vehicles equipped with Stage II Boom! Audio systems requires the separate purchase of Boom! Audio Amplifier Kit P/N 76000277A and Speaker Installation Kit P/N 76000586 or 76000749. FLHXSE models require separate purchase of Installation Kit P/N 76000734. Does not fit FLHXSE models equipped with Tour-Pak Luggage. Does not fit FLHTKSE models equipped with Boom! Audio Stage II. Not compatible with Screamin' Eagle® Heavy Breather Kits.



A. BOOM! AUDIO STAGE II SPEAKER KIT – TRIKE BODY

Also available:

BOOM! AUDIO STAGE I/II FAIRING LOWER SPEAKER INSTALLATION KIT

Kit includes wiring harness required for installation of Boom! Audio Fairing Lower Speaker Kit P/N 76000660 on '14-later CVO Street Glide models.

76000734

Fits '14-later FLHXSE models.



B. BOOM! AUDIO STAGE I/II FAIRING LOWER SPEAKER KIT – TWIN-COOLED MODELS

*NOTE: '14-'16 models with Boom! Audio Stage II systems with 6 or 8 speakers require installation of High-Output Charging System P/N 29900028A.

Model Family Fitment:

- V-ROD
- SPORTSTER
- DYNA
- SOFTAIL
- TOURING

Not all products are available in all countries – please consult your dealer for details.

AUDIO & GAUGES 689

Boom! Audio – Stage II



C. BOOM! AUDIO STAGE II SPEAKER KIT – FAIRING LOWERS



D. BOOM! AUDIO STAGE II SPEAKER KIT – SADDLEBAGS



E. COLOR-MATCHED FAIRING LOWER SPEAKER BOXES



F. COLOR-MATCHED SADDLEBAG SPEAKER LIDS

C. BOOM! AUDIO STAGE II SPEAKER KIT – FAIRING LOWERS*

Nestled in the glove boxes of the vented fairing lowers, these 6.5" Stage II speakers are angled toward the rider to provide a wall of sound. Designed for increased volume, sound quality and durability, these Stage II 3-way speakers feature a long-throw woofer for resounding bass, and a bridge mounted mid-range and a separate tweeter to cover the vocals and high frequencies. Each speaker is powered by two channels from our 300 watt RMS amplifier – one channel powers the woofer, and another powers the mid/tweeter combo. When powered by separate dedicated bass and high-frequency amplifier channels, you get double the power to each speaker (when compared to a Boom! Audio Stage I system) for higher volume and lower distortion. A molded tray fits tightly into the fairing lower and forms a sound-optimized ported speaker enclosure for improved bass performance. Complete kit includes 2 three-way speakers, fairing lower speaker trays, grills and plug-in connections. Boom! Audio speakers feature a two-year warranty.

76000353A

Fits '14-later FLHTCU, FLHTCUL, FLHX, FLHXS, FLTRX and FLTRXS models equipped with fairing lowers. Does not fit models with Twin-Cooled™ engines. Requires separate purchase of Color-Matched Fairing Lower Speaker Boxes, Boom! Amplifier and appropriate Stage II Speaker Installation Kit. Not compatible with models equipped with Stage I Boom! Audio components. Dealer installation and software updates are required.

D. BOOM! AUDIO STAGE II SPEAKER KIT – SADDLEBAGS*

Directionally optimized to fill the rider cockpit with sound, these 5" x 7" Stage II Saddlebag Lid Speakers provide additional depth and dimension to your rolling concert hall. Designed for increased volume, sound quality and durability, these three-way speakers feature a long-throw woofer to handle the low frequencies, and separate bridge mounted mid- and high-frequency drivers to handle the vocals and the high notes. And, like high-end audiophile components, each speaker is powered by two channels from our 300 watt RMS amplifier – one channel powers the woofer, and another powers the mid- and tweeter combo. Because the speakers are driven by dedicated bass and high-frequency amplifier channels, you get thumping bass response, sizzling vocals and clean distortion free performance at all volume levels. To really pump up the bass, the closed saddlebags serve as a sealed enclosure. Built with composite speaker frames, powerful magnets and protective perforated metal grills, these weather and vibration resistant speakers are designed for life on the road. Complete kit includes 2 three-way speakers, grills and plug-in connections. Boom! Audio speakers feature a two-year warranty.

76000319A

Fits '14-later FLHTCU, FLHTCUL, FLHTK, FLHTKL, FLHTKSE, FLHX, FLHXS, FLTRU, FLTRX, FLTRXS and FLTRUSE models. Requires separate purchase of Color-Matched Saddlebag Lids, Boom! Amplifier and appropriate Stage II Speaker Installation Kit. Not compatible with models equipped with Stage I Boom! Audio components. Dealer installation and software updates are required.

E. COLOR-MATCHED FAIRING LOWER SPEAKER BOXES

Fits '14-later Touring models equipped with vented fairing lowers and Boom! Audio Fairing Lower Speaker Kit P/N 76000487. Does not fit models with Twin-Cooled engines.

See page 845 for complete list of available Color-Matched options.

F. COLOR-MATCHED SADDLEBAG SPEAKER LIDS

Fits '14-later Touring models equipped with Boom! Audio Saddlebag Speaker Kit P/N 76000489.

See page 845 for complete list of available Color-Matched options.

*NOTE: '14-'16 models with Boom! Audio Stage II systems with 6 or 8 speakers require installation of High-Output Charging System P/N 29900028A.

Not all products are available in all countries – please consult your dealer for details.

690 AUDIO & GAUGES

Boom! Audio – Stage II

A. BOOM! AUDIO STAGE II SPEAKER INSTALLATION KIT – FAIRING LOWERS

Kit includes the hardware and wiring harnesses required to install Stage II Fairing Lower Speakers and a Boom! Amplifier. Kit includes main wiring harness, quick-disconnect saddlebag wiring harnesses, mount and cover for saddlebag-mounted amplifier, and all required hardware. Amplifier, Boom Stage II Speakers and Color-Matched Speaker Boxes are sold separately.

Fits FLHTCU, FLHTCUL, FLHTK, FLHTKL, FLHX, FLHXSE, FLTRU, FLTRUSE, FLTRX and FLTRXS models equipped with fairing lowers. Not compatible with models equipped with Stage I Boom! Audio components.

76000749 Fits '17-later models.

76000586 Fits '14-'16 models.

B. BOOM! AUDIO STAGE II SPEAKER INSTALLATION KIT – SADDLEBAG

Kit includes the hardware and wiring harnesses required to install Stage II Saddlebag Speakers and a Boom! Amplifier. Kit includes main wiring harness, quick-disconnect saddlebag wiring harnesses, mount and cover for saddlebag-mounted amplifier, and all required hardware. Amplifier, Boom! Stage II Speakers and Color-Matched Speaker Lids are sold separately.

Fits FLHTCU, FLHTCUL, FLHTK, FLHTKL, FLHTKSE, FLHX, FLHXSE, FLTRU, FLTRX, FLTRXS and FLTRUSE models. Requires separate purchase of Color-Matched Saddlebag Lids. Not compatible with models equipped with Stage I Boom! Audio components.

76000745 Fits '17-later models.

76000584 Fits '14-'16 models.

C. BOOM! AUDIO SPEAKER INSTALLATION KIT – TRIKE BODY

Add more Boom! to your Tri Glide® Trike model. This kit integrates a third set of 6.5" Boom! Audio Speakers in the kick panels of the Tri Glide model, and directs the increased sound pressure level directly at the rider and passenger. The kit includes left and right hidden speaker enclosures, speaker adapter rings, amplifier brackets, wiring harness, hardware and installation template. Amplifier and your choice of Boom! Audio Stage I or II speakers are sold separately.

Fits FLHTCUTG models. Not compatible with Passenger Armrests P/N 52400106 or Trike Saddlebags P/N 84031-11.

76000747 Fits '17-later models.

76000617 Fits '14-'16 models.

D. BOOM! AUDIO STAGE II SPEAKER INSTALLATION KIT – TOUR-PAK™

Kit includes the hardware and wiring harnesses required to install Stage II Tour-Pak Speakers and a Boom! Amplifier. Kit includes main wiring harness, the brackets required to mount the amplifier, and all required hardware. Amplifier and Boom Stage II speakers are sold separately.

Fits FLHTCU, FLHTCUL, FLHTK, FLHTKL, FLHTKSE, FLTRU and FLTRUSE models. Also fits FLHX, FLHXSE, FLTRX and FLTRXS models equipped with a King Tour-Pak, rigid Tour-Pak mounting rack and Rear Speaker Enclosure Kit P/N 76000505. FLHXSE models require purchase of Audio Input Harness P/N 69201477. FLHTKSE and FLTRUSE models require purchase of Speaker Interconnect Harness P/N 69200714 and Rear Speaker Jumper Harness P/N 69200489. Not compatible with models equipped with Stage I Boom! Audio components. Does not fit models with H-D® Detachables™ Tour-Pak Mounting Rack.

76000751 Fits '17-later models.

76000585 Fits '14-'16 models.

Fits FLHTCUTG models. Not compatible with models equipped with Stage I Boom! Audio components.

76000746 Fits '17-later models.

76000618 Fits '14-'16 models.

Model Family Fitment:


V-ROD
 SPORTSTER
 DYNA

 SOFTAIL
 TOURING

Not all products are available in all countries – please consult your dealer for details.



A. BOOM! AUDIO STAGE II SPEAKER INSTALLATION KIT – FAIRING LOWERS




B. BOOM! AUDIO STAGE II SPEAKER INSTALLATION KIT – SADDLEBAG



C. BOOM! AUDIO SPEAKER INSTALLATION KIT – TRIKE BODY



D. BOOM! AUDIO STAGE II SPEAKER INSTALLATION KIT – TOUR-PAK (76000585 SHOWN)



D. BOOM! AUDIO STAGE II SPEAKER INSTALLATION KIT – TOUR-PAK (76000618 SHOWN)

STAGE I BOOM! AUDIO SYSTEMS

Boom! Audio Stage I systems take your sound to the next level. When compared to the factory installed Original Equipment audio system, Boom! Audio Stage I speakers feature larger woofers for deeper bass and soft-dome tweeters for better balanced sound quality. Efficient Stage I speakers can be easily powered with the built-in amplifier in the factory-installed Boom Box Infotainment System, or with the addition of Boom! Audio amplifiers, the larger speakers can produce more volume at all frequencies. A custom EQ was developed for each configuration of speakers to get the most out of the Stage I system.

Not all products are available in all countries – please consult your dealer for details.

**BOOM! AUDIO STAGE I
6.5" TOUR-PAK™
LUGGAGE SPEAKER**

**BOOM! AUDIO STAGE I
5" X 7" SADDLEBAG
LID SPEAKER**



692 AUDIO & GAUGES

Boom! Audio – Stage I

A. BOOM! AUDIO AMPLIFIER KIT

Take your music to the streets. Boom! Audio Amplifier Kits allow you to crank up the volume with significantly less distortion. The amplifier provides more power than Original Equipment radio alone, resulting in increased volume, fuller sound reproduction, reduced clipping and lower Total Harmonic Distortion (THD) than head unit alone. Unlike after-market amplifiers that connect between the radio and the speakers, the Boom! Audio amplifier bypasses the radio's internal power amp to produce the cleanest sound possible. The Boom! Audio Amplifier boosts the pure source signal, minimizing any distortion generated through the speaker output. The system-matched high-output signal features optimized sound equalization for crisp, clear vocals and maximum bass response and the strong midrange response cuts through wind and road noise. The waterproof 4-channel, 75-watts/channel amplifier (300-watt total) has been designed from the ground-up for the harsh motorcycle environment. Fairing Mounted kit includes all mounting hardware and wiring harness. Note: The use of the Boom! Audio Amplifier turns off the radio's internal amplifier.

76000278 Fairing Mounted.
Fits '14-later Electra Glide®, Street Glide®, Ultra Limited and Tri Glide® models equipped with a Boom! Box audio system. Dealer Digital Technician™ software update is required. Dealer installation is recommended. Separate purchase of Fairing Power Extension Harness P/N 69200921 is required if installed with Hidden AM/FM/WB Antenna P/N 76000513, Electra Glo Headlamp Trim Rings or Fairing Edge Lights.

76000523 Fairing Mounted.
Fits '15-later FLTRU, FLTRX and FLTRXS models. Original Equipment on '15-later CVO Road Glide® model. Dealer Digital Technician software update is required. Dealer installation is recommended. Separate purchase of Fairing Power Extension Harness P/N 69200921 is required if installed with Hidden AM/FM/WB Antenna P/N 76000513, Electra Glo Headlamp Trim Rings or Fairing Edge Lights.

B. BOOM! AUDIO STAGE I SPEAKER EXPANSION KIT

Add more Boom! to your bike. This kit permits the addition of a third or fourth pair of speakers to your Boom! Audio-equipped Touring bike. Choose a combination of Boom! Audio Fairing Lower Speakers and/or Rear Speaker Pods (sold separately) to build a sound system custom-designed to your audio demands. System also provides speaker fade capabilities between fairing and non-fairing mounted speakers for highway riding, when it's needed most. Kit includes 75-watt/channel (300-watts total) saddlebag-mounted amplifier, amplifier cover, mounting bracket and the required installation hardware and wiring harness. Note: The use of the Boom! Audio Amplifier turns off the radio's internal amplifier.

Fits Touring models equipped with a Boom! Box audio system. Required to add a 3rd or 4th set of Boom! Audio Stage I speakers. Dealer Digital Technician software update is required. Dealer installation is recommended. Not compatible with models equipped with Boom! Audio Stage II components.

76000748 Fits '17-later models.

76000280 Fits '14-'16 models.



A. BOOM! AUDIO AMPLIFIER



A. BOOM! AUDIO AMPLIFIER KIT –
(76000278 SHOWN)



A. BOOM! AUDIO AMPLIFIER KIT –
(76000523 SHOWN)



B. BOOM! AUDIO STAGE I SPEAKER EXPANSION KIT

AUDIO & GAUGES 693

Boom! Audio – Stage I



C. BOOM! AUDIO STAGE I BAGGER AMP & SPEAKER KIT – ULTRA 4-SPEAKER KIT (76000411A SHOWN)



C. BOOM! AUDIO STAGE I BAGGER AMP & SPEAKER KIT – ULTRA 4-SPEAKER KIT (76000671A SHOWN)



D. BOOM! AUDIO STAGE I BAGGER AMP & SPEAKER KIT – STREET GLIDE 2-SPEAKER KIT



D. BOOM! AUDIO STAGE I BAGGER AMP & SPEAKER KIT – ROAD GLIDE 2-SPEAKER KIT

BOOM! AUDIO STAGE I BAGGER AMP & SPEAKER KITS

Fill the air with sound from this Boom! Audio Boom Bagger Kit. Available to fit 2- and 4-speaker models, this complete audio kit provides the latest in Harley-Davidson® audio components. When installed, the increased power of the amplifier provides the speakers with a clean signal and a custom equalization is available to further optimize the performance of the Boom! Audio speaker system. Speakers feature two-year warranty. Dealer Digital Technician™ software update is required. Dealer installation is recommended. Ensure maximum output of your audio system with the recommended High Output Charging System P/N 29900028A. Note: The use of the Boom! Audio Amplifier turns off the radio's internal amplifier. Installation of a third or fourth set of Stage I speakers requires the Boom! Audio Speaker Expansion Kit.

C. 4-SPEAKER ULTRA BOOM! BAGGER KIT

Kit includes Boom! Audio 6.5" fairing and rear speakers, Boom! Audio 4-channel fairing-mounted amplifier, amplifier mount and wiring harness. Boom! Audio speakers feature a two-year warranty.

76000411A

Fits '14-later FLHTCU, FLHTCUL, FLHTK, FLHTKL and FLHTCUTG models. Also fits '14-later Street Glide® models equipped with King Tour-Pak™ Luggage and rear speaker pods. Dealer Digital Technician software update is required. Dealer installation is recommended. Separate purchase of Fairing Power Extension Harness P/N 69200921 is required if installed with Hidden AM/FM/WB Antenna P/N 76000513, Electra Glo Headlamp Trim or Fairing Edge Lights.

76000671A

Fits '16-later FLTRU models. Also fits '15-later FLTRX and FLTRXS models equipped with King Tour-Pak and rear speaker pods. Dealer Digital Technician software update is required. Dealer installation recommended. Separate purchase of Fairing Power Extension Harness P/N 69200921 is required if installed with Hidden AM/FM/WB Antenna P/N 76000513.

D. 2-SPEAKER BOOM! BAGGER KIT

Kit includes Boom! Audio 6.5" fairing speakers, Boom! Audio 4-channel fairing-mounted amplifier, amplifier mount and wiring harness. Kit can easily be upgraded to a 4-speaker system with the addition of Saddlebag Lid Speakers, Fairing Lower Speakers or a Tour-Pak and Rear Speaker Enclosures. Boom! Audio speakers feature a two-year warranty.

76000410A

Fits '14-later FLHX and FLHXS models. Dealer Digital Technician software update is required. Dealer installation is recommended. Separate purchase of Fairing Power Extension Harness P/N 69200921 is required if installed with Hidden AM/FM/WB Antenna P/N 76000513, Electra Glo Headlamp Trim or Fairing Edge Lights.

76000587A

Fits '15-later FLTRX and FLTRXS models. Dealer Digital Technician software update is required. Dealer installation is recommended. Separate purchase of Fairing Power Extension Harness P/N 69200921 is required if installed with Hidden AM/FM/WB Antenna P/N 76000513, Electra Glo Headlamp Trim or Fairing Edge Lights.

Model Family Fitment:

- V-ROD
- SPORTSTER
- DYNA
- SOFTAIL
- TOURING

Not all products are available in all countries – please consult your dealer for details.

694 AUDIO & GAUGES

Boom! Audio – Stage I

A. BOOM! AUDIO STAGE I FAIRING SPEAKERS

Make the whole world sing. Boom! Audio Speakers are designed to maximize music volume and clarity in the harsh motorcycle environment. The full-range two-way speakers feature high strength, larger than stock polypropylene 6.5" cones for improved low and mid frequencies and bridge-mounted damped soft-dome 1.0" tweeters for improved high frequencies. Composite frame and high-performance magnet increase the speaker's power-handling capabilities. The weather and vibration resistant speakers are protected behind perforated metal grills and are sized as a direct replacement for the Original Equipment sound system. Complete kit includes 2 two-way speakers, metal grills and plug-in wiring connection. Boom! Audio speakers feature a two-year warranty.

76000317A 6.5" Batwing Fairing Speakers.
Fits '14-later FLHTCU, FLHTCUL, FLHTK, FLHTKL, FLHX, FLHXS and FLHTCUTG models.

76000548A 6.5" Road Glide® Fairing Speakers.
Fits '15-later Road Glide models. Original Equipment on '15-later CVO Road Glide.



A. BOOM! AUDIO STAGE I FAIRING SPEAKER KIT – BATWING

B. BOOM! AUDIO STAGE I TOUR-PAK™ AND TRIKE BODY SPEAKER KIT

Make the whole world sing. Boom! Audio Speakers are designed to maximize music volume and clarity in the harsh motorcycle environment. The full-range two-way speakers feature high strength, larger than stock polypropylene 6.5" cones for improved low and mid frequencies and bridge-mounted damped soft-dome 1.0" tweeters for improved high frequencies. Composite frame and high-performance magnet increase the speaker's power-handling capabilities. The weather and vibration resistant speakers are protected behind perforated metal grills and are sized as a direct replacement for the Original Equipment sound system. Complete kit includes 2 two-way speakers, metal grills and plug-in wiring connection. Boom! Audio speakers feature a two-year warranty.

76000318A 6.5" Rear Speakers.
Fits '14-later FLHTCU, FLHTCUL, FLHTK and FLHTKL, '16-later FLTRU and '14-later FLHTCUTG models. Also fits FLHX, FLHXS, FLTRX and FLTRXS models equipped with a King Tour-Pak and Rear Speaker Enclosure Kit. Trike body installation requires separate purchase of Trike Body Installation Kit P/N 76000617.



A. BOOM! AUDIO STAGE I FAIRING SPEAKER KIT – ROAD GLIDE



B. BOOM! AUDIO STAGE I SPEAKER KIT – TOUR-PAK AND TRIKE BODY

Model Family Fitment:

- V-ROD
- SPORTSTER
- DYNA
- SOFTTAIL
- TOURING

Not all products are available in all countries – please consult your dealer for details.

AUDIO & GAUGES 695

Boom! Audio – Stage I



C. BOOM! AUDIO STAGE I FAIRING LOWER SPEAKER KIT



D. BOOM! AUDIO STAGE I/II FAIRING LOWER SPEAKER KIT – TWIN-COOLED MODELS



E. BOOM! AUDIO STAGE I SADDLEBAG SPEAKER KIT



C. BOOM! AUDIO STAGE I FAIRING LOWER SPEAKER KIT

Boom! Audio Fairing Lower Speakers provide two additional sound sources directed at the rider for a concert-hall sound experience. Adding fairing lower speakers to your current two-speaker system increases the available sound pressure level, permitting higher listening volume, lower distortion and improved clarity at highway speeds. The pair of 6.5" waterproof 2-ohm full range speakers feature suspended 1.0" soft-dome tweeters that are directionally optimized for improved rider acoustics. A molded tray fits tightly into the fairing lower and forms a sound-optimized ported speaker enclosure for improved bass performance. The speakers mount to the fairing lowers with color-matched speaker boxes (sold separately). Kit includes left and right speakers, perforated metal speaker grills, ported lower tray and installation hardware. Fairing lowers sold separately. Boom! Audio speakers feature a two-year warranty.

76000487A

Fits '14-later FLHTCU, FLHTCUL, FLHX, FLHXS, FLTRX and FLTRXS models equipped with vented fairing lowers. Does not fit models equipped with Twin-Cooled™ engines.

D. BOOM! AUDIO STAGE I/II FAIRING LOWER SPEAKER KIT – TWIN-COOLED MODELS

Designed for installation in the Original Equipment fairing lowers of Twin-Cooled Touring models, these vibration-tested waterproof two-way speakers feature rider directed tweeters for clear, crisp sound. The 4" bass/midrange driver and the grill-mounted 1" tweeter are performance-optimized to complement the sound characteristics of both Stage I and Stage II Boom! Audio systems, and provide higher listening volumes with reduced distortion at highway speeds. For easy installation, the speakers are pre-mounted to a backing plate that snaps in place, replacing the fairing lower cooling system access doors. The speakers can be easily removed to check coolant levels. Complete kit includes left and right two-way speakers and wiring harness. Boom! Audio speakers feature a two-year warranty.

76000660

Fits '14-later FLHTCU-TC, FLHTK, FLHTKL, FLHTKSE, FLHXSE, FLTRU and FLTRUSE models with Twin-Cooled engines. Use on vehicles equipped with Stage II Boom! Audio systems requires the separate purchase of Boom! Audio Amplifier Kit P/N 76000277A and Speaker Installation Kit P/N 76000586 or 76000749. FLHXSE models require separate purchase of Installation Kit P/N 76000734. Does not fit FLHXSE models equipped with Tour-Pak™ Luggage. Does not fit FLHTKSE models equipped with Boom! Audio Stage II. Not compatible with Screamin' Eagle® Heavy Breather Kits.

E. BOOM! AUDIO STAGE I SADDLEBAG SPEAKER KIT

Boom! Audio Saddlebag Speakers increase the available sound pressure level (SPL) and produce higher listening volume, lower distortion and improved clarity at highway speeds. The pair of 5" x 7" waterproof 2-ohm full range speakers feature high strength woofer cones and suspended 25mm tweeters that are directionally optimized for improved rider acoustics. Extensively tested to withstand the harshest riding conditions, the speakers fit seamlessly in custom-designed saddlebag lids (sold separately) and are covered by stylish and durable perforated metal speaker grills. Kit includes left and right speakers, grills, rear wiring harness and installation hardware. Color-matched saddlebag lids sold separately. Boom! Audio speakers feature a two-year warranty.

76000489A

Fits '14-later FLHTCU, FLHTCUL, FLHTK, FLHTKL, FLHX, FLHXS, FLTRU, FLTRX and FLTRXS models. Requires separate purchase of appropriate Saddlebag Lids. Dealer Digital Technician™ software update is required. Dealer installation is recommended.

696 AUDIO & GAUGES

Boom! Audio – Stage I

A. TOUR-PAK™ REAR SPEAKER ENCLOSURE KIT

Add concert-hall sound to your motorcycle. Tour-Pak Rear Speaker Enclosures enable the installation of Boom! Audio 6.5" Rear Speakers on Street Glide® and Road Glide® models equipped with King Tour-Pak Luggage. Enclosure Kit includes rear speaker pods and wiring harness for speaker hook-up. Boom! Audio Stage I Tour-Pak 6.5" Rear Speaker Kit P/N 76000318 or Stage II Kit P/N 76000526 sold separately.

76000505

Fits '14-later FLHX, FLHXS, FLTRX and FLTRXS models equipped with King Tour-Pak Luggage. Does not fit with Solo Tour-Pak Mounting Rack P/N 53000225.

B. BOOM! AUDIO SPEAKER INSTALLATION KIT – TRIKE BODY*

Add more Boom to your Tri Glide® Trike model. This kit integrates a third set of 6.5" Boom! Audio Speakers in the kick panels of the Tri Glide model, and directs the increased sound pressure level directly at the rider and passenger. The kit includes left and right hidden speaker enclosures, speaker adapter rings, amplifier brackets, wiring harness, hardware and installation template. Amplifier and your choice of Boom! Audio Stage I or II speakers are sold separately.

Fits FLHTCUTG models. Not compatible with Passenger Armrests P/N 52400106 or Trike Saddlebags P/N 84031-11.

76000747 Fits '17-later models.

76000617 Fits '14-'16 models.

C. COLOR-MATCHED FAIRING LOWER SPEAKER BOXES

Speaker boxes replace the Original Equipment glove boxes and direct the sound toward the rider and passenger. Kit includes left and right speaker box and required hardware.

Fits '14-later Touring models equipped with vented fairing lowers and Boom! Audio Fairing Lower Speaker Kit P/N 76000487. Does not fit models with Twin-Cooled™ engines.

See page 845 for complete list of available Color-Matched options.

D. COLOR-MATCHED SADDLEBAG SPEAKER LIDS

Custom saddlebag lids are shaped to accommodate Boom! Audio Saddlebag Lid Speakers. Speaker openings are formed to angle the speakers and direct the sound forward toward the rider and passenger. Kit reuses Original Equipment hinges, locks and mounting hardware.

Fits '14-later Touring models equipped with Boom! Audio Saddlebag Speaker Kit P/N 76000489.

See page 845 for complete list of available Color-Matched options.



A. TOUR-PAK REAR SPEAKER ENCLOSURE KIT



B. BOOM! AUDIO SPEAKER INSTALLATION KIT – TRIKE BODY



C. COLOR-MATCHED FAIRING LOWER SPEAKER BOXES



D. COLOR-MATCHED SADDLEBAG SPEAKER LIDS

*NOTE: '14-'16 Boom! Audio Stage II systems with 6 or 8 speakers require installation of High-Output Charging System P/N 29900028A.

Not all products are available in all countries – please consult your dealer for details.

AUDIO & GAUGES 697

Boom! Audio – '14-'17 Touring



E. BOOM! BOX 6.5GT RADIO KIT

E. BOOM! BOX 6.5GT RADIO KIT

Take a big step up the technology ladder. The Boom! Box 6.5GT Infotainment System is the ideal upgrade for Touring models equipped with the standard Boom! Box 4.3 radio. One look at the brilliant 6.5" display and you know that this is something special. Boom! Box 6.5GT features a low distortion 25-watt/channel amplifier that has been optimized for great sound in an open-air environment. The result is cleaner, sharper sound at volumes up to 25% louder than previous Original Equipment radios. Built-in automatic volume control compensates for the increased noise levels as speed increases and automatically adjusts the bass and treble for optimal performance.

The feature-packed radio is factory-equipped with AM/FM radio, weather alert, integrated iPod® and USB audio device playback, map-based GPS navigation and Bluetooth® pairing of mobile phones. The 6.5GT features can be accessed via the glove-friendly touchscreen, joystick hand controls or with hands-free voice recognition. And it doesn't stop there. Optional Bike-to-Bike communication, XM weather and traffic services and other features are also available.

For a complete rundown of the entire list of Boom! Box 6.5GT features, visit www.harley-davidson.eu/mydreamharley

Fits '14-later Touring models with the Boom! Box 4.3 audio system.

76000511 Domestic.

76000512 Europe.

76000232 Rest of the world.



E. BOOM! BOX 6.5GT RADIO KIT – AM/FM/WB RADIO



E. BOOM! BOX 6.5GT RADIO KIT – GPS NAVIGATION



E. BOOM! BOX 6.5GT RADIO KIT – BLUETOOTH

BOOM! BOX SOFTWARE UPDATE CENTER

Get the latest software for your Boom! Box Infotainment System here. Each highly recommended update improves the quality of the system, keeping it running at maximum effectiveness. Start by logging on to www.harley-davidson.eu/mydreamharley

Simply review the list, select your infotainment model number, download the file to a USB memory stick. Then insert it in your Boom! Box Infotainment System's USB port and follow the onscreen instructions to update your system.

Model Family Fitment:

V-ROD
 SPORTSTER
 DYNA
 SOFTAIL
 TOURING

Not all products are available in all countries – please consult your dealer for details.

698 AUDIO & GAUGES

Boom! Audio – '14-'17 Touring

A. MUSIC AND COMMUNICATIONS KIT

Add rider headphone-access to music and helmet microphone activation of voice recognition and hands-free phone features of the Boom! Box Radio. Plug-in wiring harness allows rider to connect a standard 7-pin DIN communications headset to the radio to maximize the use of the infotainment system's convenience features. Discrete tank port accepts 7-pin plugs for rider. Works with Boom! Audio full- and half-helmet music and communication headsets. Kit includes wiring harness, rider plug-in ports, weatherproof under seat port cover and all necessary mounting hardware.

69200865

Fits '14-later FLHX and FLHXS and '15-later FLTRX and FLTRXS models. Dealer Digital Technician™ software update is required.



A. MUSIC AND COMMUNICATIONS KIT

B. BIKE-TO-BIKE COMMUNICATIONS KIT

Communicate with your friends on any of 40 channels. Easy to use handlebar controls allow Push-To-Talk (PTT) and adjustable squelch levels for maximum performance and reception quality. Integrated CB System will mute the radio while in transmit or receive mode. Bike-to-Bike system allows you and your passenger to talk with other riders, even when you are miles apart.

76000486

Fits '14-later FLHTCU, FLTRU and FLHTCUTG models with a Boom! Box audio system. Requires separate purchase of Shorty CB Antenna P/N 76386-09A or Whip Antenna 76250-09 and Mounting Stud P/N 76000166. Also requires Push-To-Talk Button in Switch Pack P/N 71500130.



B. BIKE-TO-BIKE COMMUNICATIONS KIT

C. 3.5MM AUXILIARY INPUT KIT

Add additional music and information source options to your Boom! Box-equipped Harley-Davidson® model. Harness enables GPS units, phones and music players equipped with a 3.5mm mini plug to feed their signal directly to the Boom! Box receiver. Harness length permits running cable to fairing-mounted Jukebox door or glove compartment or behind fairing to a GPS mount.

69200907

Fits '14-later Electra Glide®, Road Glide®, Street Glide®, Ultra Limited and Tri Glide models.



C. 3.5MM AUXILIARY INPUT KIT

BOOM! BOX SOFTWARE UPDATE CENTER

Get the latest software for your Boom! Box Infotainment System here. Each highly recommended update improves the quality of the system, keeping it running at maximum effectiveness. Start by logging on to www.harley-davidson.eu/mydreamharley

Simply review the list, select your infotainment model number, download the file to a USB memory stick. Then insert it in your Boom! Box Infotainment System's USB port and follow the onscreen instructions to update your system.

Model Family Fitment:

- V-ROD
- SPORTSTER
- DYNA
- SOFTAIL
- TOURING

Not all products are available in all countries – please consult your dealer for details.

THE CHOICE IS CLEAR

Harley-Davidson® Boom! Audio is an exciting collection of integrated audio components designed to combine the maximum number of features with an easy-to-use interface. And because your bike's Advanced Audio Radio is designed for plug-and-play integration of Boom! Audio equipment, you can easily create the custom sound experience you've always wanted.

AMPLIFIERS

When loud just isn't loud enough. Rugged Fairing, Tour-Pak™ and Saddlebag-mounted amplifiers provide increased volume, lower distortion, reduced clipping and fuller sound that cuts through wind and road noise.

FAIRING SPEAKERS

Capture every note. Designed for maximum performance in the harsh motorcycle environment, these waterproof two-way speakers feature increased sensitivity for 25% louder output, reduced distortion and improved clarity at speed.

FAIRING LOWER SPEAKERS

Nestled into the glove boxes of your vented fairing lowers, these vibration-tested waterproof two-way speakers feature rider directed tweeters for clear, crisp sound.

IPOD® INTERFACE

Access your iPod playlists, artists, songs and albums while you keep your hands on the handlebar. At the touch of your fingertips, you can use the factory audio hand controls to scan through the iPod menus and view the selections on the radio face.

SADDLEBAG LID SPEAKERS

Directionally optimized for improved rider acoustics, these waterproof 5" x 7" two-way speakers turn the latched and gasket-sealed saddlebags into large speaker enclosures for enhanced bass response.

TOUR-PAK SPEAKER PODS

Surround yourself with sound. Forward-facing two-way speakers feature waterproof grill-mounted tweeters and injection-molded woofer cones with high-flux Neodymium magnets and are sized to be a direct replacement for the factory speakers.

BASS BOOST PORTS

Boost bass response without adding a subwoofer. The open ports permit the rear speaker pods to "breathe," using the Tour-Pak air space for a 21% increase in bass response and an 82% reduction in distortion.



2013 STREET GLIDE® SHOWN

Not all products are available in all countries – please consult your dealer for details.

700 AUDIO & GAUGES

Boom! Audio – '06-'13 Touring

BOOM! AUDIO PREMIUM SOUND OPTIONS

The Boom! Audio system is an exciting collection of audio and information components that turn your 2006 – 2013 Touring motorcycle into a rolling “infotainment” center. Designed for ease of use, this line of premium speakers, amplifiers and audio upgrades integrate with the factory-installed radio and hand controls for seamless operation.

See the table below to view the Boom! Audio options. Your Dealer will be happy to recommend system-matched components for your model and provide the installation expertise that your Harley® motorcycle deserves.



For the latest information, visit www.harley-davidson.eu/mydreamharley

'06-'13 ELECTRA GLIDE®/STREET GLIDE® MODELS

| Part Number | Description | FLHT (with Radio) | FLHT (with Radio & Tour-Pak) | FLHX | FLHX (with Tour-Pak) | FLHTC | FLHTCU | FLHTK |
|-------------|--|----------------------|------------------------------------|-----------|-------------------------|-----------|----------|----------|
| 76000070 | Amplifier, Fairing Mount (Batwing) | 69200106 | NO FIT | 69200106 | NO FIT | NO FIT | N/A | N/A |
| 76000169 | Amplifier, Fairing Mount (Road Glide®) | NO FIT | NO FIT | NO FIT | NO FIT | NO FIT | NO FIT | NO FIT |
| 76000068 | Amplifier, Tour-Pak™ Mount | N/A | 70169-06A | N/A | 70169-06A | 70169-06A | OK | OK |
| 76000209 | Custom Touring Audio System | OK | NO FIT | OK | NO FIT | NO FIT | NO FIT | NO FIT |
| 76000051 | Ultra Boom! Bagger Kit | N/A | 70169-06A | N/A | 70169-06A | 70169-06A | OK | OK |
| 76000074 | Street Glide Boom! Bagger Kit | 69200106 | NO FIT | 69200106 | NO FIT | NO FIT | N/A | N/A |
| 76000050 | Fairing Lower Speakers | 69200106 | 69200106 | 69200106 | 69200106 | 69200106 | 76000263 | 76000263 |
| 76000021 | Rear Speaker Pods | N/A | 69200106 | N/A | 69200106 | 69200106 | STOCK | STOCK |
| 76000202 | Saddlebag Lid Speakers | 69200106 | 69200106 | 69200106 | 69200106 | 69200106 | 76000263 | 76000263 |
| 76000263 | Speaker Expansion Kit | OK | OK | OK | OK | OK | OK | OK |
| 76000275 | CVO Speaker Expansion Kit | NO FIT | NO FIT | NO FIT | NO FIT | NO FIT | NO FIT | NO FIT |
| 76476-10 | iPod® Interface Kit | 69200033 | 69200033 | 69200033 | 69200033 | 69200033 | OK | OK |
| 76000024 | Navigation Interface Module | 69200033 | 69200033 | 69200033 | 69200033 | 69200033 | OK | OK |
| 77173-08 | Audio Communication Switch Kit | 70169-06A | 70169-06A | 70169-06A | 70169-06A | 70169-06A | STOCK | STOCK |
| 76000390 | B2B Communication Kit | 70169-06A | 70169-06A | 70169-06A | 70169-06A | 70169-06A | STOCK | STOCK |
| 77107-09 | Music & Intercom Kit | OK | OK | OK | OK | OK | N/A | N/A |
| 77108-09 | Music & Intercom Kit (B2B Feature) | 70169-06A | 70169-06A | 70169-06A | 70169-06A | 70169-06A | N/A | N/A |
| 76440-06 | Music & Intercom Kit (Tour-Pak) | N/A | 70169-06A | N/A | 70169-06A | 70169-06A | STOCK | STOCK |

'06-'13 ROAD GLIDE MODELS

'09-'13 TRIKE

| Part Number | Description | FLTR | FLTR (with Tour-Pak) | FLTRX | FLTRX (with Tour-Pak) | FLTRU | FLHTCUTG |
|-------------|---------------------------------------|-----------|-------------------------|----------|--------------------------|----------|----------|
| 76000070 | Amplifier, Fairing Mount (Batwing) | NO FIT | NO FIT | NO FIT | NO FIT | NO FIT | N/A |
| 76000169 | Amplifier, Fairing Mount (Road Glide) | 69200106 | 69200106 | 69200106 | 69200106 | OK | NO FIT |
| 76000068 | Amplifier, Tour-Pak Mount | N/A | 70169-06A | N/A | 70169-06A | OK | OK |
| 76000209 | Custom Touring Audio System | NO FIT | NO FIT | NO FIT | NO FIT | NO FIT | NO FIT |
| 76000051 | Ultra Boom! Bagger Kit | N/A | 70169-06A | N/A | 70169-06A | OK | OK |
| 76000074 | Street Glide Boom! Bagger Kit | NO FIT | NO FIT | NO FIT | NO FIT | NO FIT | N/A |
| 76000050 | Fairing Lower Speakers | NO FIT | 69200106 | 69200106 | 69200106 | 76000263 | 76000263 |
| 76000021 | Rear Speaker Pods | N/A | 69200106 | N/A | 69200106 | STOCK | STOCK |
| 76000202 | Saddlebag Lid Speakers | 69200106 | 69200106 | 69200106 | 69200106 | 76000263 | NO FIT |
| 76000263 | Speaker Expansion Kit | OK | NO FIT | OK | OK | OK | OK |
| 76000275 | CVO Speaker Expansion Kit | NO FIT | NO FIT | NO FIT | NO FIT | NO FIT | NO FIT |
| 76476-10 | iPod Interface Kit | 69200033 | 69200033 | 69200033 | 69200033 | OK | OK |
| 76000024 | Navigation Interface Module | 69200033 | 69200033 | 69200033 | 69200033 | OK | OK |
| 77173-08 | Audio Communication Switch Kit | 70169-06A | 70169-06A | NO FIT | 70169-06A | STOCK | STOCK |
| 76000390 | B2B Communication Kit | 70169-06A | 70169-06A | NO FIT | 70169-06A | STOCK | STOCK |
| 77107-09 | Music & Intercom Kit | OK | OK | NO FIT | NO FIT | N/A | N/A |
| 77108-09 | Music & Intercom Kit (B2B Feature) | 70169-06A | 70169-06A | NO FIT | NO FIT | N/A | N/A |
| 76440-06 | Music & Intercom Kit (Tour-Pak) | N/A | 70169-06A | N/A | 70169-06A | STOCK | STOCK |

Not all products are available in all countries – please consult your dealer for details.

CVO STREET GLIDE®

CVO ELECTRA GLIDE® ULTRA

| Part Number | Description | CVO 2010 FLHXSE | CVO 2011 FLHXSE2 | CVO 2012 FLHXSE3 | CVO '06-'10 FLHTCUSE | CVO 2011 FLHTCUSE6 | CVO 2012 FLHTCUSE7 | CVO 2013 FLHTCUSE8 |
|-------------|--|--------------------|---------------------|---------------------|-------------------------|-----------------------|-----------------------|-----------------------|
| 76000070 | Amplifier, Fairing Mount (Batwing) | 69200106 | NO FIT | NO FIT | N/A | NO FIT | NO FIT | NO FIT |
| 76000169 | Amplifier, Fairing Mount (Road Glide®) | NO FIT | NO FIT | NO FIT | NO FIT | NO FIT | NO FIT | NO FIT |
| 76000068 | Amplifier, Tour-Pak™ Mount | N/A | NO FIT | NO FIT | STOCK | STOCK | STOCK | STOCK |
| 76000209 | Custom Touring Audio System | OK | NO FIT | STOCK | NO FIT | NO FIT | NO FIT | NO FIT |
| 76000051 | Ultra Boom! Bagger Kit | N/A | NO FIT | NO FIT | N/A | N/A | STOCK | STOCK |
| 76000074 | Street Glide Boom! Bagger Kit | 69200106 | NO FIT | NO FIT | N/A | NO FIT | NO FIT | NO FIT |
| 76000050 | Fairing Lower Speakers | 69200106 | N/A | N/A | 76000263 | 76000263 | 76000263 | 76000263 |
| 76000021 | Rear Speaker Pods | N/A | NO FIT | NO FIT | N/A | N/A | STOCK | STOCK |
| 76000202 | Saddlebag Lid Speakers | 69200106 | NO FIT | N/A | 76000263 | 76000263 | 76000263 | 76000263 |
| 76000263 | Speaker Expansion Kit | OK | NO FIT | NO FIT | OK | OK | OK | OK |
| 76000275 | CVO Speaker Expansion Kit | NO FIT | OK | STOCK | NO FIT | NO FIT | NO FIT | NO FIT |
| 76476-10 | iPod® Interface Kit | 69200033 | STOCK | STOCK | OK | NO FIT | STOCK | STOCK |
| 76000024 | Navigation Interface Module | 69200033 | 76000275 | NO FIT | OK | NO FIT | STOCK | STOCK |
| 77173-08 | Audio Communication Switch Kit | 70169-06A | NO FIT | NO FIT | STOCK | STOCK | STOCK | STOCK |
| 76000390 | B2B Communication Kit | 70169-06A | NO FIT | NO FIT | STOCK | STOCK | STOCK | STOCK |
| 77107-09 | Music & Intercom Kit | OK | NO FIT | NO FIT | STOCK | NO FIT | NO FIT | NO FIT |
| 77108-09 | Music & Intercom Kit (B2B Feature) | 70169-06A | NO FIT | NO FIT | STOCK | NO FIT | NO FIT | NO FIT |
| 76440-06 | Music & Intercom Kit (Tour-Pak) | N/A | NO FIT | NO FIT | STOCK | STOCK | STOCK | STOCK |

CVO ROAD GLIDE

CVO ROAD KING®

| Part Number | Description | CVO 2009 FLTRSE | CVO 2011 FLTRUSE | CVO 2012 FLTRXSE | CVO 2013 FLTRXSE2 | CVO 2013 FLHRSE5 |
|-------------|---------------------------------------|--------------------|---------------------|---------------------|----------------------|---------------------|
| 76000070 | Amplifier, Fairing Mount (Batwing) | 69200106 | NO FIT | NO FIT | NO FIT | NO FIT |
| 76000169 | Amplifier, Fairing Mount (Road Glide) | NO FIT | NO FIT | NO FIT | NO FIT | NO FIT |
| 76000068 | Amplifier, Tour-Pak Mount | N/A | STOCK | NO FIT | NO FIT | NO FIT |
| 76000209 | Custom Touring Audio System | NO FIT | NO FIT | NO FIT | STOCK | NO FIT |
| 76000051 | Ultra Boom! Bagger Kit | N/A | N/A | NO FIT | NO FIT | NO FIT |
| 76000074 | Street Glide Boom! Bagger Kit | 69200106 | NO FIT | NO FIT | NO FIT | NO FIT |
| 76000050 | Fairing Lower Speakers | 69200106 | 76000263 | N/A | N/A | N/A |
| 76000021 | Rear Speaker Pods | N/A | STOCK | NO FIT | NO FIT | NO FIT |
| 76000202 | Saddlebag Lid Speakers | 69200106 | 76000263 | N/A | N/A | N/A |
| 76000263 | Speaker Expansion Kit | OK | OK | NO FIT | NO FIT | NO FIT |
| 76000275 | CVO Speaker Expansion Kit | NO FIT | NO FIT | OK | STOCK | NO FIT |
| 76476-10 | iPod Interface Kit | 69200033 | STOCK | STOCK | STOCK | NO FIT |
| 76000024 | Navigation Interface Module | 69200033 | STOCK | 76000275 | NO FIT | NO FIT |
| 77173-08 | Audio Communication Switch Kit | 70169-06A | STOCK | NO FIT | NO FIT | NO FIT |
| 76000390 | B2B Communication Kit | 70169-06A | STOCK | NO FIT | NO FIT | NO FIT |
| 77107-09 | Music & Intercom Kit | OK | NO FIT | NO FIT | NO FIT | NO FIT |
| 77108-09 | Music & Intercom Kit (B2B Feature) | 70169-06A | NO FIT | NO FIT | NO FIT | NO FIT |
| 76440-06 | Music & Intercom Kit (Tour-Pak) | N/A | STOCK | NO FIT | NO FIT | NO FIT |

KEY

| | |
|-----------|--|
| N/A | Not applicable. Stock or requires substitution or separate purchase. |
| OK | Ready to install. No additional harness purchase required. |
| NO FIT | Will not fit. Not for use with model. |
| 70169-06A | Harness required. Permits multiple audio accessory combinations and allows any or all of the following: Bike-to-Bike Communications, additional speakers, Tour-Pak amplifier, iPod Interface, Navigation Interface, headsets and Communications Kit. |
| 69200106 | Harness required. Permits installation of Fairing Amplifier and additional speakers (Fairing Lower, Saddlebag Lid or Tour-Pak Pod speakers). Also allows installation of iPod Interface and/or Navigation Interface. **If installing any other audio accessories in addition to those listed above with Tour-Pak Amplifier, use Harness P/N 70169-06A. See matrix for details. |
| 69200033 | Harness required. Permits installation of iPod Interface and/or Navigation Interface ONLY on models not previously equipped with other Audio Accessories. *If installing additional audio accessories with iPod Interface and/or Navigation Interface, use Harness P/N 70169-06A or 69200106. See matrix for details. |
| 76000263 | Speaker Expansion Kit required. Permits installation of 3rd and 4th pair of speakers. |
| 76000275 | CVO Speaker Expansion Kit required. Permits installation of Navigation Interface on specified CVO models. |

702 AUDIO & GAUGES

Boom! Audio – '06-'13 Touring

A. BOOM! AUDIO AMPLIFIER KITS

Take your music to the streets. Boom! Audio Amplifier Kits allow you to crank up the volume with significantly less distortion. The amplifier provides more power than Original Equipment radio alone, resulting in increased volume, fuller sound reproduction, reduced clipping and lower Total Harmonic Distortion (THD) than head unit alone. When teamed with Boom! Audio Speakers, the Boom! Amplifier provides 50% louder (6dB) system output than other popular aftermarket systems at the same volume setting. The system-matched high-output signal features optimized sound equalization for crisp, clear vocals and maximum bass response and the strong midrange response cuts through wind and road noise. The amplifier features 40-watt/channel (160-watt total) output. Kit includes all mounting hardware.

76000070 Fairing Amp.

Fits '06-'09 FLHT, '06-'13 FLHX and '10 FLHXSE models. Not for use with Bike-to-Bike Communication Kit P/N 76416-06C or Tour-Pak™ Luggage. Requires separate purchase of appropriate Wiring Harness. Models equipped with iPod® Interface P/N 76476-10 require separate purchase of iPod Relocation Kit P/N 76000238. Dealer Digital Technician™ software update is required. Dealer installation is recommended.

76000169 Fairing Amp.

Fits '06-'13 Road Glide® models (except FLTRUSE and FLTRXSE). All models (except FLTRU) require separate purchase of appropriate Wiring Harness. Dealer Digital Technician software update is required. Dealer installation is recommended.

76000068 Tour-Pak Amp.

Fits '06-'13 Touring models (except FLTRUSE and FLTRXSE) equipped with an Advanced Audio Radio and rigid-mount Tour-Pak Luggage system. Requires installation of appropriate Wiring Harness. Dealer Digital Technician software update is required. Dealer installation is recommended.

B. BOOM! AUDIO SPEAKER EXPANSION KIT

Add more Boom! to your bike. This kit permits the addition of a third and fourth pair of speakers to your Boom! Audio-equipped Touring bike. Choose a combination of Boom! Audio Saddlebag Lid Speakers, Fairing Lower Speakers and/or Rear Speaker Pods (sold separately) to build a sound system custom-designed to your audio demands. System also provides speaker fade capabilities between fairing and non-fairing mounted speakers for highway riding, when it's needed most. You can upgrade your system all at once or one set of speaker options at a time. Kit includes 100-watt/channel (200-watts total) saddlebag-mounted amplifier, amplifier cover, mounting bracket and the required installation hardware and wiring harness.

76000263

Fits '06-'13 Touring and Trike models (except FLTRXSE and '11-'12 FLHXSE) equipped with Advanced Audio Radio and Boom! Audio Fairing Amplifier P/N 76000070, 76000074, 76000169 or Tour-Pak Amplifier P/N 76000068. Not for use with Custom Touring System P/N 76000209. Dealer Digital Technician software update is required. Dealer installation is recommended.

NOTE: Follow fitment statements for Boom! Audio Amplifiers listed above. Fairing-Mounted Amplifiers are not for use with Tour-Pak Luggage.



A. BOOM! AUDIO FAIRING MOUNT AMPLIFIER (76000070 SHOWN)



A. BOOM! AUDIO FAIRING MOUNT AMPLIFIER (76000169 SHOWN)



A. BOOM! AUDIO TOUR-PAK MOUNT AMPLIFIER (76000068 SHOWN)



B. BOOM! AUDIO SPEAKER EXPANSION KIT

Model Family Fitment:

V-ROD
 SPORTSTER
 DYNA

 SOFTAIL
 TOURING

Not all products are available in all countries – please consult your dealer for details.

AUDIO & GAUGES 703

Boom! Audio – '06-'13 Touring

BOOM! AUDIO BOOM! BAGGER AMP & SPEAKER KITS

- Boom! Bagger system offers an increase in frequency response range of 12% over the popular aftermarket upgrade amplifier and speaker system and 80% over the Stock system
- Boom! Bagger system distortion is 57% lower than popular aftermarket system providing increased clarity
- Boom! Bagger system output is >50% louder (6dB) than popular aftermarket system at the same volume setting
- Strong midrange response cuts through wind and road noise
- Extended bass response for accurate, full music reproduction

Fill the air with sound from this Boom! Audio Ultra Boom! Bagger Kit. Available to fit 2- and 4-speaker equipped Electra Glide® models, this complete audio kit provides the latest in Harley-Davidson® audio components. When installed, the increased power of the amplifier provides the speakers with a clean signal and a custom equalization is available to further optimize the performance of the Boom! Audio speakers. Speakers feature two-year warranty. Dealer Digital Technician™ software update is required. Dealer installation is recommended.

C. 4-SPEAKER ULTRA BOOM! BAGGER KIT

Kit includes Boom! Audio fairing and rear speakers, the Bass Booster Port Kit and the Boom! Audio Tour-Pak™-mounted Amplifier. Boom! Audio speakers feature a two-year warranty.

76000051

Fits '06-'13 FLHTCU and FLHTK and '09-'13 FLHTCUTG models equipped with the Advanced Audio Radio. Also fits Electra Glide and Street Glide® models equipped with Advanced Audio Radio, rigid-mount King Tour-Pak and rear speaker pods.

D. 2-SPEAKER STREET GLIDE BOOM! BAGGER KIT

Kit includes Boom! Audio fairing speakers and Boom! Audio Fairing Mount Amplifier. Boom! Audio speakers feature a two-year warranty.

76000074

Fits '06-'09 FLHT, '06-'13 FLHX and '10 FLHXSE models. Not for use with Bike-to-Bike Communication Kit P/N 76416-06C or Tour-Pak Luggage. Requires separate purchase of appropriate Wiring Harness. Models equipped with iPod® Interface P/N 76476-10 require separate purchase of iPod Relocation Kit P/N 76000238.



C. BOOM! AUDIO BOOM! BAGGER KIT – ULTRA 4-SPEAKER KIT



D. BOOM! AUDIO BOOM! BAGGER KIT – STREET GLIDE 2-SPEAKER KIT

Not all products are available in all countries – please consult your dealer for details.

704 AUDIO & GAUGES

Boom! Audio – '06-'13 Touring

A. BOOM! AUDIO HIGH PERFORMANCE BOOM! BAGGER SPEAKERS*

Capture every note. Boom! Bagger High Performance Speakers are designed for maximum performance in the harsh motorcycle environment. Two-way speaker design with separate full-range element and grill-mounted tweeter provides improved high-frequency response that helps cut through the road and wind noise. Increased speaker sensitivity provides louder output than Original Equipment speakers and the leading competition at the same volume setting, resulting in reduced distortion for improved clarity at speed. Vibration-tested 5.25" waterproof speakers feature injection-molded woofer cones with a high-flux Neodymium magnet and are sized to be a direct replacement for the factory speakers with no modification to the speaker housing. Complete kit includes two-way speaker design with separate custom grill-mounted tweeters, electronic crossovers and plug and play wiring connections. Boom! Audio speakers feature a two-year warranty.

Electra Glide® Fairing Speakers

77181-10 2 ohm.

Fits '06-'13 Street Glide®, Electra Glide and Trike models equipped with fairing mount speakers and Advanced Audio System radio.

76000256 8 ohm.

Fits '98-'05 Electra Glide models equipped with fairing mount speakers and Original Equipment radio.

Road Glide® Fairing Speakers

77028-10 2 ohm.

Fits '06-'13 Road Glide models equipped fairing mount speakers and Advanced Audio System radio.


Tour-Pak™ Rear Speakers

77037-10 2 ohm.

Fits '06-'13 Touring and '09-'13 Tri Glide® models (except CVO) equipped with Tour-Pak mounted speakers and Advanced Audio System radio.

76000257 8 ohm.

Fits '98-'05 Touring models equipped with Tour-Pak mounted speakers and Original Equipment radio.



A. BOOM! AUDIO HIGH PERFORMANCE BOOM! BAGGER FAIRING SPEAKERS – (ELECTRA GLIDE SHOWN)



A. BOOM! AUDIO HIGH PERFORMANCE BOOM! BAGGER FAIRING SPEAKERS – (ROAD GLIDE SHOWN)



A. BOOM! AUDIO HIGH PERFORMANCE BOOM! BAGGER REAR SPEAKERS

* NOTE: The H-D® Advanced Audio Radio or H-D Boom! Audio Amplifier will power up to a total of 4 speakers. A 3rd and 4th pair of speakers require the use of Speaker Expansion Kit P/N 76000263. Additional speaker options include Boom! Audio Fairing Lower Speakers, Boom! Audio Saddlebag Lid Speakers or Boom! Audio Tour-Pak Rear Speakers.

Model Family Fitment:

- V-ROD
- SPORTSTER
- DYNA
- SOFTAIL
- TOURING

Not all products are available in all countries – please consult your dealer for details.

AUDIO & GAUGES 705

Boom! Audio – '06-'13 Touring



B. BOOM! AUDIO FAIRING LOWER SPEAKER KIT



B. BOOM! AUDIO FAIRING LOWER SPEAKER KIT*

Drive through a wall of sound. Boom! Audio Fairing Lower Speakers provide two additional sound sources directed at the rider for a concert-hall sound experience. Adding fairing lower speakers to your current two-speaker system increases the available sound pressure level, permitting higher listening volume, lower distortion and improved clarity at highway speeds. The pair of 5.25" waterproof 2-ohm full range speakers feature suspended 1.0" tweeters that are directionally optimized for improved rider acoustics. The injection-molded woofer cones feature high-flux Neodymium magnets for more power with less weight. The speakers nestle into the glove box area of the available Vented Fairing Lower (sold separately), providing a combination of great sound and added weather protection. Kit includes left and right speakers, glove box mounts and installation hardware. Fairing lowers and model-specific wiring harness sold separately. Boom! Audio speakers feature a two-year warranty.

7600050

Fits '06-'13 FLHT, FLHTC, FLHTCU and FLHX, '10 FLHXSE, '11-'13 FLTRU, '10-'13 FLTRX and '09-'13 FLHTCUTG models. Does not fit FLTRXSE, FLHTCU and FLHTCUTG models require separate purchase of Boom! Audio Speaker Expansion Kit P/N 76000263. Requires separate purchase of Color-Matched Vented Fairing Lower Kit and appropriate Wiring Harness. Does not fit models equipped with Heavy Breather Air Cleaner. Not for use with Music and Intercom Kit P/N 77107-09, Music and Intercom Kit P/N 77108-09 or Quick-Release Detachable Fairing Lower Hardware Kit P/N 58146-07. Dealer Digital Technician™ software update is required. Dealer installation is recommended.

C. BOOM! AUDIO REAR SPEAKER POD KIT*

Add concert-hall sound to your motorcycle. Boom! Audio Rear Speaker Pod Kit includes Boom! Audio High Performance rear speakers, rear speaker pods and passenger controls for rear headset volume, CB PTT and radio tuning. For even more bass performance, add the Boom! Audio Bass Booster Tour-Pak™ Port Kit P/N 76000013 (sold separately). Boom! Audio speakers feature a two-year warranty.

7600021

Fits '06-'13 Touring models (except FLTRXSE and '11-'12 FLHXSE) equipped with an Advanced Audio Radio and a rigid-mount King Tour-Pak Luggage system. Requires installation of appropriate Wiring Harness. Dealer Digital Technician software update is required.

D. BOOM! AUDIO BASS BOOSTER TOUR-PAK PORT KIT

This Bass Booster Port Kit provides significant improvements in bass response without adding a subwoofer and has no impact on useable Tour-Pak carrier cargo capacity. When installed, the open port permits the speaker pod to "breathe," reducing the compression effect that limits speaker cone travel. You hear a 21% increase in bass response for better sound with a fuller bottom end and an 82% reduction in peak distortion for accurate bass reproduction. Noticeable improvement is gained with both Original Equipment and Boom! Audio High Performance Speakers. The kit contains black-anodized aluminum ports, stainless steel audio-transparent grills and unique Sound Sealing technology to give you that Boom! you were looking for.

7600013

Fits '06-'13 FLHTCU, FLHTK and FLTRU and '09-'13 FLHTCUTG models. Also fits '06-'11 FLHTCUSE models and other Touring models equipped with King Tour-Pak and Boom! Audio Rear Speaker Pod Kit. '06-'10 FLHTCUSE models require replacement of Original Equipment amplifier. Does not fit with Boom! Audio High Output Sound System P/N 76418-06 or 76418-06A. Dealer Digital Technician software update is required. Dealer installation is recommended.



C. BOOM! AUDIO REAR SPEAKER POD KIT



D. BOOM! AUDIO BASS BOOSTER TOUR-PAK PORT KIT



* NOTE: The H-D® Advanced Audio Radio or H-D Boom! Audio Amplifier will power up to a total of 4 speakers. A 3rd and 4th pair of speakers require the use of Speaker Expansion Kit P/N 76000263. Additional speaker options include Boom! Audio Fairing Lower Speakers, Boom! Audio Saddlebag Lid Speakers or Boom! Audio Tour-Pak Rear Speakers.

Not all products are available in all countries – please consult your dealer for details.

706 AUDIO & GAUGES

Boom! Audio – '06-'13 Touring

A. BOOM! AUDIO SADDLEBAG SPEAKER KIT*

Grab the best seat in the house. Boom! Audio Saddlebag Speakers provide two powerful rear speakers, directed at the rider for concert sound. Saddlebag mounted speakers increase the available sound pressure level and produce higher listening volume, lower distortion and improved clarity at highway speeds. The latched and gasket-sealed saddlebag acts as a large speaker enclosure to enhance bass response. The pair of 5" x 7" waterproof 2-ohm full range speakers feature suspended 1" tweeters that are directionally optimized for improved rider acoustics. The vacuum-formed woofer cones feature high-flux Neodymium magnets for more power with less weight. Extensively tested to withstand the harshest riding conditions, the speakers fit seamlessly in custom-designed saddlebag lids (sold separately) and are covered by stylish but durable mesh speaker grills. Kit includes left and right speakers, grills, protective mounting baskets, rear wiring harness and installation hardware. Saddlebag lids and model-specific wiring harness (sold separately). Boom! Audio speakers feature a two-year warranty.

76000202

Fits '06-'13 Touring models (except FLTRXSE, '11-'12 FLHXSE and '13 FLTRXSE) with Advanced Audio Radio. '11 FLHXSE and '12 FLTRXSE models require separate purchase of CVO Speaker Expansion Kit P/N 76000263. Requires separate purchase of appropriate Saddlebag Lids and Wiring Harness. Not for use with Music and Intercom Kit P/N 77107-09, Music and Intercom Kit P/N 77108-09. Dealer Digital Technician™ software update is required. Dealer installation is recommended.



A. BOOM! AUDIO SADDLEBAG SPEAKER KIT

B. CVO SADDLEBAG SPEAKER EXPANSION KIT

Add the latest in audio performance to your CVO Street Glide® or Road Glide® model. This kit includes all the audio components required to equip your '11 FLHXSE and '12 FLTRXSE models with the added volume and deeper bass provided by saddlebag lid-mounted speakers. Kit includes the 100-watt/channel saddlebag-mounted amplifier and a pair of waterproof 5" x 7" saddlebag lid speakers that are perfectly matched to the Original Equipment fairing and fairing lower mounted speakers. The kit also includes speaker grills, mounting baskets, wiring harness and all installation hardware. All you need to add are color-matched saddlebag lids (sold separately).

76000275

Fits '11 FLHXSE and '12 FLTRXSE models with Original Equipment audio configuration. Dealer Digital Technician software update is required. Dealer installation is recommended.

Also available:

COLOR-MATCHED SADDLEBAG SPEAKER LIDS*

Custom saddlebag lids are shaped to accommodate Boom! Audio Saddlebag Lid Speakers. Speaker openings are formed to angle the speakers and direct the sound forward toward the rider and passenger. Lids are also available unpainted ready for your custom paint design. Kit includes saddlebag lid, lid gasket, mounting plate and striker plates and installation reuses Original Equipment hinges, locks and mounting hardware.

Fits '06-'13 Touring models equipped with Boom! Audio Saddlebag Speaker Kit P/N 76000202.

See page 845 for complete list of available Color-Matched options.



A. BOOM! AUDIO SADDLEBAG SPEAKER KIT



B. CVO SADDLEBAG SPEAKER EXPANSION KIT

* NOTE: The H-D® Advanced Audio Radio or H-D Boom! Audio Amplifier will power up to a total of 4 speakers. A 3rd and 4th pair of speakers require the use of Speaker Expansion Kit P/N 76000263. Additional speaker options include Boom! Audio Fairing Lower Speakers, Boom! Audio Saddlebag Lid Speakers or Boom! Audio Tour-Pak™ Rear Speakers.

Model Family Fitment:

- V-ROD
- SPORTSTER
- DYNA
- SOFTAIL
- TOURING

Not all products are available in all countries – please consult your dealer for details.

AUDIO & GAUGES 707

Boom! Audio – '06-'13 Touring



C. IPOD INTERFACE

C. IPOD® INTERFACE

Available exclusively for models equipped with the Harley-Davidson® Advanced Audio System by Harman/Kardon. The iPod interface allows you to access your iPod playlists, artists, songs and albums while you keep your hands on the handlebar. At the touch of your fingertips, you can use the factory audio hand controls to scan through the iPod menus and view the selections on the radio face. The module mounts directly to the radio and is concealed inside the fairing for a clean look. Just plug in your iPod nano®, iPod Touch® or iPhone® and hit the road. Kit includes a powered iPod cable that charges your player when it is connected to the system and the bike is turned on. The iPod can be remotely stored in the saddlebag with the separate purchase of Saddlebag iPod Holder P/N 76000143.

76476-10

Fits '06-'13 FLHT, FLHTC, FLHTCU, FLHTK, FLHX, FLTR, FLTRU and FLTRX, '09-'13 FLHTCUTG models equipped with an Advanced Audio radio. Stock on select CVO models. Does not fit '11 CVO FLHTCUSE. '06-later FLHTC, FLHX, FLTR and FLTRX models and those not equipped with Wiring Harness P/N 70169-06 require the separate purchase of Connector Kit P/N 69200033. Models equipped with Boom! Audio Fairing Amplifier require installation of iPod Relocation Kit P/N 76000238.



D. SADDLEBAG IPOD HOLDER

D. SADDLEBAG IPOD HOLDER

Protect your iPod from the elements and keep it out of sight. Designed to complement iPod Interface-equipped models, this saddlebag-mounted iPod Holder replaces the Original Equipment saddlebag tether and suspends your iPod in a shock-reducing zippered pouch. Just route your iPod Interface Cable to the saddlebag, plug in your iPod and forget about it. You control the operation with the fingertip controls on your Advanced-Audio Radio.

76000143

Fits '06-'13 Touring models equipped with Color-Matched Hard Saddlebags and the iPod Interface P/N 76476-10. Stock on select CVO models.



E. IPOD RELOCATION KIT

E. IPOD RELOCATION KIT

Create room inside your fairing for a Boom! Audio Amplifier or additional Advanced Audio radio modules by relocating the iPod Interface Module to the saddlebag. Kit includes saddlebag mounting bracket, module cover and all necessary wiring.

76000238

Fits '06-'13 FLHT, FLHTC, FLHTCU, FLHTK, FLHX, FLTR, FLTRX and FLTRU models equipped with iPod Interface P/N 76476-10 and a Boom! Audio Fairing Amplifier. Does not fit '12-later CVO models or '11 FLHTCUSE.

708 AUDIO & GAUGES

Boom! Audio – '06-'13 Touring

A. BIKE-TO-BIKE (B2B) COMMUNICATIONS KIT

Communicate with your friends on any of 40 channels. Easy-to-use handlebar controls allow PTT and adjustable squelch levels for maximum performance and reception quality. Integrated CB System will mute the radio while in transmit or receive mode. Bike-to-Bike system allows you and your passenger to talk with other riders, even when you are miles apart.

76000390

Fits '06-'13 Touring models equipped with an Advanced Audio Radio (except FLTRX, FLTRXSE and '11-'12 FLHXSE). Requires separate purchase of additional components (see your Dealer or instruction sheet for model-specific requirements).

B. COMMUNICATIONS SWITCH KIT

Allows the use of a Harley-Davidson® helmet headset on Touring models that are not equipped with the helmet headset interface. This kit contains Console Pod Assembly, Left-Hand Control Switch Assembly and Fairing Speaker Switch.

77173-08

Fits '08-'13 Touring (except FLTRX, FLTRXSE and '11-'12 FLHXSE) models equipped with an Advanced Audio Radio System. Installation requires separate purchase of appropriate Wiring Harness. FLHX models require separate purchase of additional installation components (see instruction sheet).

C. BOOM! AUDIO SYSTEM WIRING HARNESSES

Allows installation of multiple Boom! Audio accessory combinations and allows any or all of the following: Bike-to-Bike and other communications kits, headsets, additional speakers, amplifiers, iPod® Interface and Navigation Interface.

70169-06A

Fits '06-'13 FLHT, FLHTC, FLHX, FLTR, FLTRX, '10 FLHXSE and '09 FLTRSE models equipped with Advanced Audio Radio. Does not fit '11-'13 CVO models.

Allows installation of Boom! Audio Fairing Amplifier with additional speakers. Also allows installation of iPod Interface and/or Navigation Interface Module on select models. See dealer for details.

69200106

Fits '06-'13 Touring models.

Allows installation of iPod Interface and/or Navigation Interface Module on models not previously equipped with other Boom! Audio accessories. If additional Boom! Audio accessories will be installed, see dealer for details.

69200033

Fits '06-'13 Touring models.



A. BIKE-TO-BIKE (B2B) COMMUNICATIONS KIT



B. COMMUNICATIONS SWITCH KIT



C. BOOM! AUDIO SYSTEM WIRING HARNESSES



C. BOOM! AUDIO SYSTEM WIRING HARNESSES

Model Family Fitment:

- V-ROD
- SPORTSTER
- DYNA
- SOFTAIL
- TOURING

Not all products are available in all countries – please consult your dealer for details.

NO NEED TO SHOUT

Riding alone is a good way to unwind and clear your head. But if you've got a passenger, or you're riding with a group, inevitably you'll need to communicate with others. A tap on the helmet, a hand signal, or frantic waves only get you so far. Welcome to Boom! Audio wireless Bluetooth® technology.

Boom! Audio Bluetooth headsets allow riders and passengers to connect on the open road. These comfortable headsets permit a number of riders to pair into the network and "rebroadcast" signals up and down the line to extend the effective range. In addition to driver-to-rider intercom and bike-to-bike communication, these wireless headsets let you connect to cell phones, GPS devices, and personal music players.

BOOM! AUDIO SPH10 HALF HELMET COMMUNICATION SYSTEM

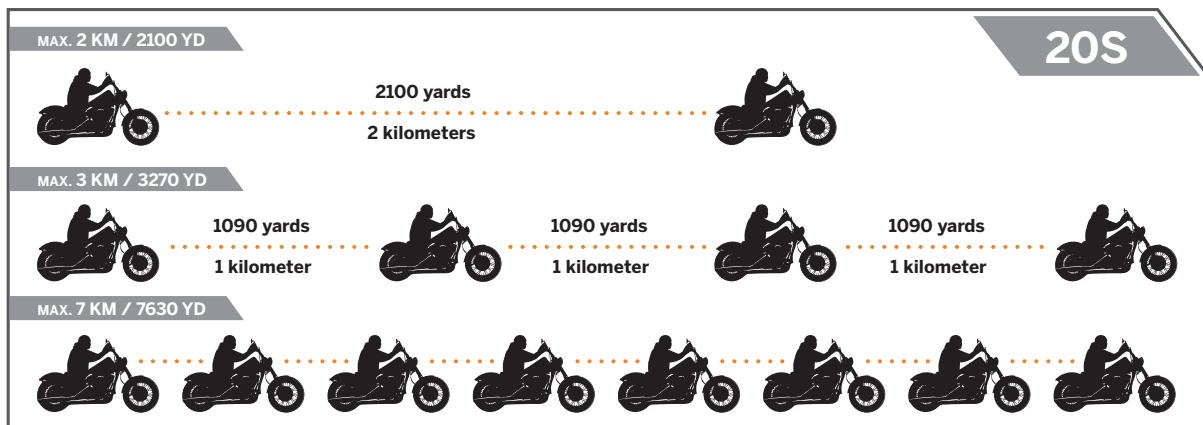
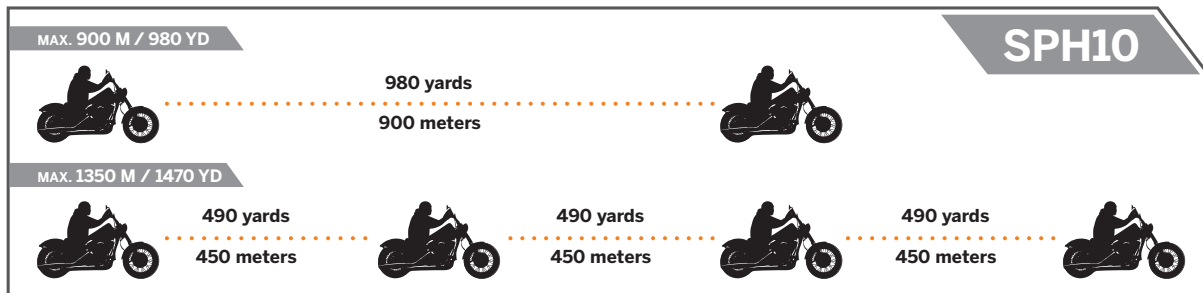
- Bluetooth 3.0
- Intercom up to 900 Meters
- Four-Way Intercom
- Audio Boost
- Bluetooth Stereo Music
- Music Sharing
- Advanced Noise Control



BOOM! AUDIO 20S FULL HELMET COMMUNICATION SYSTEM

- Bluetooth 4.1
- Audio Multitasking
- Intercom up to 2.0 km
- Group Intercom
- Voice Command
- Playback Control
- Advanced Noise Control

Not all products are available in all countries – please consult your dealer for details.



The total distance increases as the number of riders increase, but the distance between each rider decreases as you add additional riders to the communication chain. Rider-to-rider connectivity may vary depending on terrain and traffic.

710 AUDIO & GAUGES

Headsets

A. BOOM! AUDIO 20S BLUETOOTH® HELMET HEADSET

The Boom! Audio 20S headset is a state-of-the-art Bluetooth 4.1 communication system. With the 20S, users can call handsfree with their Bluetooth mobile phones, listen to stereo music or voice instructions of GPS navigation by Bluetooth wirelessly, and have intercom conversations in full duplex with a passenger and/or other riders.

The weather resistant Boom! Audio 20S Full Helmet Headset permits you to enjoy your group ride by keeping you in touch with up to eight other riders in crystal-clear HD® audio – up to 2.0 km (1.2 miles) away – through the Group Intercom™ feature. The 20S uses the Universal Intercom™ protocol so it can be paired with many other available Bluetooth headsets. The 20S headset features Audio Multitasking™ technology that enables intercom conversation while simultaneously listening to the built-in FM radio or Bluetooth-sourced music or GPS instructions. Audio Multitasking allows a seamless integration of incoming and outgoing audio, and eliminates the interruption-based audio functions of many Bluetooth communication devices.

The unit provides a sleek and aerodynamic design that offers a versatile jog dial that maximizes the ease of use for riders. The user interface makes setting up and pairing your 20S incredibly easy. And once you're on the road, complete control of the 20S can be done through hands-free voice commands. Intuitive technology ensures safe, controlled riding as you seamlessly move through music, phone, and intercom features. Linking up your 20S via the available smartphone app (for Android® or iPhone®) allows you to configure device settings, set groups of intercom friends, and access a Quick Guide. The 20S also offers the ability to pair with up to two mobile phones for convenient hands-free calling.

S20 talk time is 13 hours, and the device can remain charged for up to 10 days in standby mode. Kit includes the S20 headset unit, universal helmet clamp, two in-helmet stereo speakers, static and wired boom microphones, micro USB power and data cables, and all mounting hardware.

Fits most Harley-Davidson® full and 3/4 helmets. Bluetooth headset is not compatible with Harley-Davidson Original Equipment Boom! Box radio or communication systems.

76000736 Single Headset.

76000740 Dual Headset Pack.

B. BOOM! AUDIO SPH10 BLUETOOTH HALF HELMET HEADSET

The Boom! Audio SPH10 Half-Helmet Headset features a long-range Bluetooth 3.0 Intercom designed specifically for riding and other outdoor sports activities. The one-piece SPH10 headset allows you to call hands-free on your Bluetooth mobile phone, listen to stereo music or GPS navigation instructions, and have intercom conversations in full duplex with your passenger and/or fellow riders. Bluetooth 3.0 and advanced digital processing technology permits connectivity with other devices up to 900 meters (980 yards) away, while delivering best-in-class incoming and outgoing sound quality. The headset can be easily paired with up to two phones, and because the SPH10 operates on the Universal Intercom protocol, the headset can be connected with your fellow rider's gear – regardless of the manufacturer.

SPH10 Bluetooth 3.0 stereo headset brings your favorite tunes, GPS navigation, four-way intercom conversations, and hands-free calling to any type of motorcycle. The simple to operate glove-friendly jog dial and large buttons on the headset control the major functions, and the comfortable ear hooks and behind-the-neck strap keep the headset firmly in place while riding. Boom! Audio SPH10 headsets feature automatic volume boost and Advanced Noise Control technology to produce crystal clear audio in noisy environments. The headset is fully water resistant, and the long-life battery permits up to 10 hours of talk time and seven days of standby on a single charge. Kit includes the SPH10 stereo headset, mini and boom microphones, micro USB power and data cable, and stereo audio cables.

76000738

Fits most Harley-Davidson half helmets. Bluetooth headset is not compatible with Harley-Davidson Original Equipment Boom! Audio radio or communication systems.

Model Family Fitment:

V-ROD
 SPORTSTER
 DYNA

 SOFTAIL
 TOURING

Not all products are available in all countries – please consult your dealer for details.

NEW



A. BOOM! AUDIO 20S BLUETOOTH FULL FACE HELMET HEADSET

NEW



B. BOOM! AUDIO SPH10 BLUETOOTH HALF HELMET HEADSET

NEW



A. BOOM! AUDIO 20S BLUETOOTH FULL FACE HELMET HEADSET

NEW



B. BOOM! AUDIO SPH10 BLUETOOTH HALF HELMET HEADSET

NEW



C. BOOM! AUDIO PREMIUM HALF HELMET MUSIC & COMMUNICATIONS HEADSET

NEW



C. BOOM! AUDIO PREMIUM HALF HELMET MUSIC & COMMUNICATIONS HEADSET

This comfortable headset is designed to allow full music and communication function while wearing a half helmet. High-strength pivoting neck band with rubber protector wraps across the back of the neck and fits comfortably below the shell of most half helmets. Over-the-ear hooks keep speakers comfortably in place. This headset features premium voice coils and vented housings for enhanced bass, mid-and-high frequency response. The great-sounding foam-covered on-ear stereo headphone cups reduce wind noise while allowing you to hear surrounding traffic. The adjustable boom microphone with wind sock has been optimized for use with Harley-Davidson® intercom and Bike-to-Bike communications equipment and the streamlined cord with push button clothing clip and quick-disconnect plug allows you to step away from the motorcycle without removing the headset. The 7-pin DIN plug can be connected to the front and rear communications ports, allowing both rider and passenger access to the music, navigation and voice communications features of the motorcycle. The headset includes a custom zippered storage case for added protection.

76000730 7-pin DIN Connector. Fits '98-later FLHTC, FLHTCU, FLHTCUL, FLHTCUSE, FLHTCUTG, FLHTK, FLHTKL, FLHTKSE, FLTRU and FLTRUSE models. Also fits with vehicles equipped with Communication Switch Kit P/N 77173-08, Music and Communications Kit P/N 69200856, or Music and Intercom Kits.

D. BOOM! AUDIO FULL HELMET PREMIUM MUSIC AND COMMUNICATIONS HEADSET

This comfortable headset is designed to allow full communication function while wearing a .75 or full-face helmet. The stylish plug module clamps to the base of the helmet and positions the adjustable wind sock-equipped boom microphone for the best sound quality. Great-sounding foam-covered stereo earphones comfortably fit into ear pockets in the helmet and the fine wires are easy to hide beneath the helmet liner for a clean installation. The quick-disconnect plug allows you to step away from the motorcycle without removing the helmet and the coiled cord permits freedom of movement in the saddle. The 7-pin DIN plug can be connected to the front and rear communications ports, allowing both rider and passenger access to the music, navigation and voice communications features of your motorcycle and the microphone has been optimized for superior clarity when connected to Harley-Davidson intercom and Bike-to-Bike communications equipment.

77117-10 Fits '98-later FLHTCU, FLHTCUSE, FLHTK, FLHTKSE, FLTRU, FLTRUSE and FLHTCUTG models. Also fits with vehicles equipped with Communication Switch Kit P/N 77173-08 or Music and Intercom Kits.

E. EXTENDED LENGTH COMMUNICATIONS HEADSET CORD

Extended Headset Cord is an essential option for a tall rider or passenger. When compared to the stock headset cord, this cord provides five additional inches of length at rest and up to 22 additional inches of length when fully stretched. The additional length and relaxed twist of the cord reduces the spring effect and the included clothing clip eliminates the tension that can lead to neck fatigue. The 7-pin DIN plug can be connected to the front and rear communications ports, giving both rider and passenger access to the music, navigation and voice communications features of your motorcycle. This cord is a direct plug-in replacement for the standard length headset cord on the Original Equipment headset or the Boom! Audio Full Face Helmet Communications Headset P/N 77117-10.

76000259 Fits '10-later Original Equipment Ultra-style Headsets P/N 77147-98A (Domestic) or 77156-98A (HDI) and Boom! Audio Full Face Helmet Communications Headset P/N 77117-10.

F. HAND-HELD CB MICROPHONE KIT

Comes complete with handlebar mounting bracket and all necessary hardware.

76312-98 Fits '98-'13 FLHTC, FLHTCU and FLTRU and '09-'13 FLHTCUTG models. Also fits models equipped with Communication Kits 77107-09, 77108-09A and 77173-08.



D. BOOM! AUDIO FULL HELMET PREMIUM MUSIC AND COMMUNICATIONS HEADSET



E. EXTENDED LENGTH COMMUNICATIONS HEADSET CORD



F. HAND-HELD CB MICROPHONE KIT

712 AUDIO & GAUGES

Antennas

A. HIDDEN AM/FM/WB ANTENNA

Hide the AM/FM/WB antenna inside the fairing for a clean, uncluttered look. Uniquely tuned to the Harley-Davidson® radio, this enhanced Hidden Antenna offers reception performance equivalent to the Original Equipment whip antenna and superior to the Shorty Antenna. Perfect for your clean slick custom bagger, this Hidden Antenna is also the ideal addition to models equipped with H-D® Detachables™ Tour-Pak™ Luggage because it eliminates the need to move the whip antenna back and forth between Tour-Pak Luggage and fender mounting locations. Kit includes all required mounting hardware and wiring.

NOTE: Relative antenna performance as compared to stock Original Equipment antenna; results based on reception evaluation conducted in Milwaukee area. Actual performance will be influenced by signal strength and electrical interference in your area. Follow the installation and routing instructions carefully to obtain the best possible performance from the antenna.

76000513

Fits '14-later Touring and Trike models with Original Equipment AM/FM/WB Boom! Box Audio System. Separate purchase of Fairing Power Extension Harness P/N 69200921 is required if installed with Boom! Bagger Kits P/N 76000410 or P/N 76000411, Boom! Audio Amplifier Kit P/N 76000278 and 76000523. Electric Glo Headlamp Trim Rings or Fairing Edge Lights.

76000266

Fits '98-'13 Touring and Trike models equipped with AM/FM/WB radio and fairing.

B. SHORTY ANTENNAS

This compact antenna is only 19.0" tall and is a stylish change from the Original Equipment whip antenna. The low-profile antenna simplifies covering the bike for storage. Easy to install, the Shorty Antenna screws on to the factory antenna mount.

76386-09A CB Radio.

Fits '09-later Touring and Trike models equipped with Bike-to-Bike Communication. May require model-specific mounting bracket if installed on a model without a Tour-Pak carrier.

76386-08 CB Radio.

Fits '98-'08 Touring models equipped with Bike-to-Bike Communication. May require model-specific mounting bracket if installed on a model without a Tour-Pak carrier.

76388-08 AM/FM.

Fits '98-later Touring and Trike models equipped with radio.

C. AM/FM ANTENNA KIT – TOUR-PAK MOUNT

The AM/FM Antenna Kit mounts an antenna on a Tour-Pak Luggage system. Kit includes Original Equipment style Fiberglass AM/FM Antenna P/N 76503-08, all necessary mounting brackets, cable hardware and instructions. Fits all Tour-Pak Luggage systems.

76251-98A

Fits '98-'13 Touring and Trike models with Tour-Pak Luggage.

D. CB ANTENNA KIT – TOUR-PAK MOUNT

The CB Antenna Kit mounts an antenna on a Tour-Pak Luggage system. Kit includes Original Equipment style CB antenna, all necessary mounting brackets, cable hardware and instructions. Fits all Tour-Pak Luggage systems.

76400-09

Fits '09-'13 Touring models with Tour-Pak Luggage. Includes Fiberglass CB Antenna P/N 76250-09.

E. CB ANTENNA KIT – FRAME MOUNT

Will enable the installation of a CB antenna on the right side of a fender. Kit includes CB antenna and mounting brackets.

76410-09

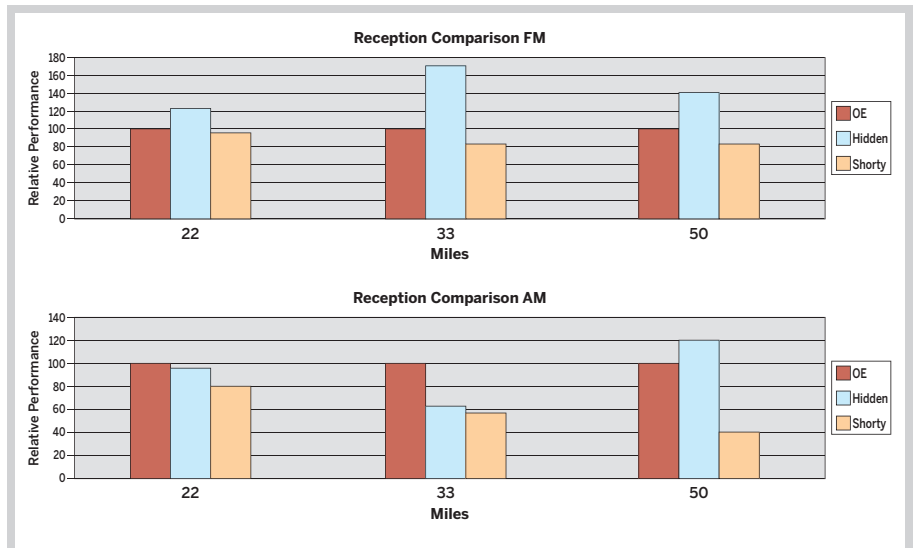
Fits '09-'13 FLHX, FLTR and FLTRX models. Does not fit CVO models. Includes Fiberglass CB Antenna P/N 76250-09.



A. HIDDEN AM/FM/WB ANTENNA



B. SHORTY CB ANTENNA (SHOWN WITH SHORTY AM/FM ANTENNA)



ANTENNA PERFORMANCE COMPARISON – COMPARISON MEASURED ON '06-'13 MODELS WITH ADVANCED AUDIO AM/FM/WB RADIO



ANTENNA KITS



F. CB ANTENNA RELOCATION KIT



G. AM/FM ANTENNA RELOCATION KIT



H. ANTENNA RELOCATION KIT FOR FLTR/FLHX WITH H-D DETACHABLES TWO-UP LUGGAGE RACK



I. ANTENNA RELOCATION KIT, AM/FM '09-'13 MODELS

F. CB ANTENNA RELOCATION KIT

Relocates your CB antenna to the rear fender to accommodate use with a H-D® Detachables™ Two-Up Tour-Pak™ Luggage Mounting Rack. Kit includes mounting bracket, all mounting hardware and wiring harness.

76000308

Fits '14-later FLHTCU, FLHTCUL, FLHTK, FLHTKL, FLHTKSE, FLTRU and FLTRUSE models equipped with H-D Detachables Tour-Pak Conversion Kit P/N 53000291A.

G. AM/FM ANTENNA RELOCATION KIT

Relocates your AM/FM antenna to the rear fender to accommodate use with an H-D Detachables Two-Up Tour-Pak Mounting Rack. Kit includes mounting bracket, all mounting hardware and wiring harness.

76000582

Fits '14-later FLHX, FLHXS, FLTRX and FLTRXS models.

H. ANTENNA RELOCATION KIT FOR FLTR/FLHX WITH H-D DETACHABLES TWO-UP LUGGAGE RACK

Relocate your AM/FM antenna for use with H-D Detachables Two-Up Luggage Rack.

76561-09

Fits '09-'13 FLHX, FLTR, FLTRU and FLTRX models (except FLTRUSE, FLTRXSE, '10-'12 FLHXSE and '09 FLTRSE models) equipped with Detachable Two-Up Luggage Rack P/N 54215-09. Does not fit with Nostalgic Saddlebag Guard Rail Kit P/N 91286-10.

76208-07

Fits '97-'08 FLHX and FLTR equipped with Detachable Two-Up Luggage Rack P/N 53743-97 and Two-Up Detachable Docking Hardware Kit P/N 53804-06.

I. ANTENNA RELOCATION KIT – AM/FM

This Antenna Relocation Kit allows you to easily switch between your detachable Tour-Pak Luggage, a detachable passenger backrest or the clean look of a stock FLHT or FLTR.

76556-09

Fits '09-'13 FLHT, FLHTC, FLHX, FLTR and FLTRX models. Does not fit CVO models.

Model Family Fitment:

- V-ROD
- SPORTSTER
- DYNA
- SOFTAIL
- TOURING

Not all products are available in all countries – please consult your dealer for details.

HANDLEBAR-MOUNT AUDIO & NAVIGATION

You don't need to sacrifice modern infotainment conveniences when you ride a traditional Harley® cruiser-style motorcycle. Just connect a Road Tech™ zūmo® GPS unit or a smart phone to a set of Boom! Audio amplified speakers, and you have entertainment options right at your fingertips. Then just use the H-D® Ride Planner app to pick your route, download your favorite music, and hit the open road.

Not all products are available in all countries – please consult your dealer for details.

UNIVERSAL
HANDLEBAR-MOUNT
PHONE CARRIER

BOOM! AUDIO
BLUETOOTH
CRUISER AMP &
SPEAKER KIT

CRUISER AMP &
SPEAKER HAND CONTROL

BOOM! AUDIO SPEAKER
EXPANSION KIT





A. HANDLEBAR PHONE CARRIER MOUNT



B. UNIVERSAL HANDLEBAR MOUNT PHONE CARRIER



C. WATER RESISTANT HANDLEBAR MOUNT PHONE CARRIER – SAMSUNG GALAXY S3/4



C. WATER RESISTANT HANDLEBAR MOUNT PHONE CARRIER – APPLE IPHONE 5/5S



C. WATER RESISTANT HANDLEBAR MOUNT PHONE CARRIER – APPLE IPHONE 6/6S

A. HANDLEBAR PHONE CARRIER MOUNT

Designed to place a smartphone or music device close at hand, this ball-tipped mount is secured to the left-side or right-side hand control perch for easy access. When combined with the Universal Phone Carrier P/N 76000549 or Water Resistant Carriers P/N 76000576, 76000605, or 76000670, the ball-shaped mount provides a wide range of adjustability for the ideal viewing angle.

76000537

Fits '02-later VRSC™ (except VRSCF and VRSCR), '04-later XL (except XL883N and XL1200N), '08-'13 XR, '06-later Dyna® (except FXDB), '00-later Softail®, '09-later Touring (except FLHTKSE and '15-later FLTRU, FLTRX and FLTRXS), and '09-later Trike models.

B. UNIVERSAL HANDLEBAR MOUNT PHONE CARRIER

Put your smartphone within easy reach. This standard cradle places your phone or music device close to the hand controls of the motorcycle for easy access. Dual thumb screw clamps quickly adjust to grip the phone, and non-slip pads hold the device in place – in vertical or horizontal orientation. When combined with the control lever perch Phone Carrier Mount (sold separately), the swivel head allows the phone to be rotated into the ideal viewing position, and the device can be removed in seconds when you reach your destination. Holds devices measuring 1.75" to 3.5" wide.

76000549

Fits '02-later VRSC (except VRSCF and VRSCR), '04-later XL (except XL883N and XL1200N), '08-'13 XR, '06-later Dyna (except FXDB), '00-later Softail, '09-later Touring (except FLHTKSE and '15-later FLTRU, FLTRX and FLTRXS), and '09-later Trike models. Requires separate purchase of Phone Carrier Mount P/N 76000537.

C. WATER RESISTANT HANDLEBAR MOUNT PHONE CARRIER

Designed for life on the road, this rigid rain and dust resistant case protects your phone from the elements during all kinds of riding conditions. Ideal for use with a Bluetooth-paired phone and infotainment system or headset, the hard case features a 360° gasket design that seals your phone inside with a positive full length hinge and clamp. The screen protecting membrane permits fingertip operation of all on-screen functions, and the case's crystal clear back allows unencumbered camera use. When combined with the Phone Carrier Mount (sold separately), the swivel head allows the phone to be rotated into the ideal viewing position, and the device can be removed in seconds when you reach your destination.

Fits '02-later VRSC (except VRSCF and VRSCR), '04-later XL (except XL883N and XL1200N), '08-'13 XR, '06-later Dyna (except FXDB), '00-later Softail, '09-later Touring (except FLHTKSE and '15-later FLTRU, FLTRX and FLTRXS), and '09-later Trike models. Requires separate purchase of Phone Carrier Mount P/N 76000537.

76000605 For Samsung Galaxy S3/4 Phones.

76000576 For Apple iPhone® 5/5S Phones.

76000670 For Apple iPhone 6/6S Phone.

NOTE: Apple, iPhone, Samsung, and GalaxyS are trademarks of their respective owners.

Model Family Fitment:

| | | |
|---|---|--|
|  V-ROD |  SPORTSTER |  DYNA |
|  SOFTAIL |  TOURING | |

Not all products are available in all countries – please consult your dealer for details.

716 AUDIO & GAUGES

Amp & Speaker Kit

A. BOOM! AUDIO BLUETOOTH® CRUISER AMP & SPEAKER KIT

Boom! Audio Cruiser Amp and Speaker Kits provide amplified music through two great-sounding handlebar-mounted speakers. The bullet shaped enclosures house a 3.6" woofer and separate 1" tweeter that combine to deliver rich bass notes and sparkling highs. The waterproof speaker elements are protected behind stylish metal grills that are finished with a center-mounted trim ring. Powered by a self-contained 40 watt RMS amplifier, these speakers can cut through the background noise and deliver clear, crisp sound. Cruiser Speakers feature wireless Bluetooth® technology for easy connectivity with a smart phone, GPS unit or other music player, and can also connect to traditional music players through a standard 3.5mm stereo auxiliary input.

Available in chrome or black finish, the individual speaker pods clamp to either a 1.0" or 1.25" handlebar and can be adjusted to direct the sound toward the rider. Thumb-activated switches that control on/off/pause, track forward/back, and volume level are conveniently mounted above the right switch housing for easy reach while your hands remain on the grips. Complete kit includes all wiring and mounting hardware. For a complete 4-speaker surround-sound experience, add the optional rear sissy bar mounted Speaker Expansion Kit.

Fits '04-later XL (except XL1200GB, XL1200CX, XL1200L, XL1200N, XL1200T, XL1200V, XL1200X, '13-later XL883N), '06-later Dyna® and '00-later Softail® models (except FLS, FLSS and FXS). Also fits '09-later Road King®, and '15-later FLRT models. '14-later XL, '12-later Dyna and '11-later Softail models require separate purchase of Electrical Connection Kit P/N 72673-11. '14-'16 FLHR, FLHRC and FLRT models require Electrical Connection Kit P/N 69200722. '17-later FLHR, FLHRC and FLRT models require Electrical Connection Kit P/N 69201599. Not for use with Sport Windshields, 1/4 Fairing or windshield bags.

76000635 Chrome.

76000636 Satin Black.




A. BOOM! AUDIO BLUETOOTH CRUISER AMP & SPEAKER KIT – CHROME



A. BOOM! AUDIO BLUETOOTH CRUISER AMP & SPEAKER KIT – SATIN BLACK




A. BOOM! AUDIO BLUETOOTH CRUISER AMP & SPEAKER KIT – CHROME



A. BOOM! AUDIO BLUETOOTH CRUISER AMP & SPEAKER KIT – SATIN BLACK

Not all products are available in all countries – please consult your dealer for details.

NEW



B. BOOM! AUDIO BLUETOOTH CRUISER AMP & SPEAKER EXPANSION KIT – CHROME

B. BOOM! AUDIO BLUETOOTH® CRUISER AMP & SPEAKER EXPANSION KIT

Add a complete 4-speaker surround-sound experience to your Harley-Davidson® cruiser motorcycle. When combined with the front mounted Boom! Audio handlebar speaker package, these rear sissy bar-mounted speakers dramatically enhance the sound quality of your music system. The waterproof two-way speakers feature 3.6" woofers and separate 1" tweeters for a rich full range sound, and the integrated 40 watt RMS amplifier helps the music cut through the road and wind noise.

This Expansion Kit connects to the front-mounted speaker system, and is operated by the handlebar speaker's controls and Bluetooth connectivity. Available in chrome or satin black finish, these custom speaker enclosures feature a unique mounting system with adjustable clamps that can be mounted to most round and square bar sissy bar uprights. The speakers can be positioned to direct the sound toward the rider and passenger seating area. Complete kit includes speakers, wiring harness, and hardware.

Fits '04-later XL (except XL1200CB, XL1200CX, XL1200L, XL1200T, XL1200V, XL1200X, and '13-later XL883N), '06-later Dyna® and '00-later Softail® models (except FLS, FLSS and FXS). Also fits '09-later Road King® models with an Original Equipment or accessory sissy bar upright. The installation of Boom! Audio Bluetooth Amp & Speaker Kit P/N 76000635 or 76000636 is required. '14-later XL, '12-later Dyna and '11-later Softail models require separate purchase of Electrical Connection Kit P/N 72673-11. '14-'16 FLHR and FLHRC models require Electrical Connection Kit P/N 69200722. '17-later FLHR and FLHRC models require Electrical Connection Kit P/N 69201599.

76000666 Chrome.

76000700 Satin Black.

NEW




B. BOOM! AUDIO BLUETOOTH CRUISER AMP & SPEAKER EXPANSION KIT – SATIN BLACK

NEW



B. BOOM! AUDIO BLUETOOTH CRUISER AMP & SPEAKER EXPANSION KIT – CHROME

NEW



B. BOOM! AUDIO BLUETOOTH CRUISER AMP & SPEAKER EXPANSION KIT – SATIN BLACK

Model Family Fitment:

- V-ROD
- SPORTSTER
- DYNA
- SOFTAIL
- TOURING

Not all products are available in all countries – please consult your dealer for details.

718 AUDIO & GAUGES

Navigation

A. ROAD TECH™ ZŪMO® 590 NAVIGATION SYSTEM

The road ahead is easy to see on a 5" dual-orientation touch-screen display that is glove friendly and sunlight readable – you'll find it on the rough and rugged Road Tech zūmo 590LM premium GPS motorcycle navigator. Tough enough to withstand the brutal elements and the harsh weather conditions, the zūmo 590LM offers hands-free phone control and spoken directions heard in-helmet via Bluetooth® technology. zūmo includes an MP3 player and works with iPod® and Pandora® for music control right on its display.

- Bright sunlight readable high resolution display
- Smartphone Link – Enables the customer to access basic weather, local search, and LIVE Tracker
- Active Lane Guidance, exit services and PhotoReal junction views
- Curvy Road/Round Trip Feature
- Media Player – Integrated iPod control with MP3 player
- Pandora Music Player
- Upgradable features include advanced weather radar/alerts, live traffic images, fuel prices, safety cameras

Fits '02-later VRSC™ (except VRSCF and VRSCR), '04-later XL and XR (except XL883N and XL1200N), '06-later Dyna® (except FXDB), '00-later Softail®, '09-later Road King® and Road Glide®, '14-later Electra Glide®, Ultra Limited and Street Glide® (except '14-'16 CVO models), and Trike models with the separate purchase of Handlebar Mount Kit P/N 76000191A or 76000192A. Also fits '09-'13 Touring models (except Road King and Road Glide) and Trike models with separate purchase of Fairing Mount Kit P/N 92238-09. '14-later XL, '12-later Dyna and '11-later Softail models require separate purchase of Electrical Connection Kit P/N 72673-11. '14-later Touring and Trike models require separate purchase of Electrical Harness Extension P/N 69200722. '17-later models require Electrical Harness Extension P/N 69201599.

76000573 North America.

76000574 International.*

76000765 Western Europe.

*Maps not included.

Not all products are available in all countries – please consult your dealer for details.



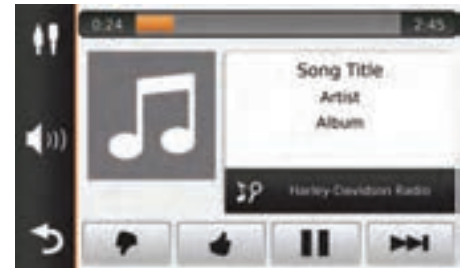
A. ROAD TECH ZŪMO 590 NAVIGATION SYSTEM



Curvy Road / Round Trip Feature



Active Lane Guidance, exit services and PhotoReal junction views



Media Player – Integrated iPod control, MP3 player and Pandora Music Player

In The Box

- zūmo 590LM
- Preloaded City Navigator® NT (North America only)
- Battery pack
- Motorcycle mount and hardware
- Motorcycle power cable
- Automotive suction cup mount
- Automotive power cable
- USB cable
- Quick start manual

Maps & Memory:

- Preloaded street maps (76000573 only)
- Internal solid-state memory
- MicroSD™ data card compatible
- 1,000 Waypoints/favorites/locations

Ride Planning Features:

- Trip Planner
- Trip Log
- Curvy Roads routing

Size & Specs:

- Physical dimensions: 5.12"W x 3.7"H x 1.18"D (13.0 x 9.4 x 3.0 cm)
- Display size: 4.25"W x 2.55"H (10.8 x 6.5 cm); 5.0" diag (12.6 cm)
- Display resolution: 800 x 480 pixels
- Weight: 13.2 ounces (374.5 g)
- Rechargeable lithium-ion battery
- Battery life: Up to 4 hours
- Headphone jack/audio line-out
- High-sensitivity receiver
- Water rating: IPX7

Navigation Features:

- Speaks street names
- Lane assist
- Junction view
- Route avoidance
- Bluetooth® wireless technology
- Speed limit indicator
- View upcoming POI along route
- Custom POIs

Additional Features:

- Reverse Round Trip Planning
- Service History Log
- Track Route Support
- Custom Map Support
- TOPO Map Support
- Pandora® Support

Not all products are available in all countries – please consult your dealer for details.



B. ROAD TECH ZŪMO HANDLEBAR MOUNT KIT

B. ROAD TECH™ ZŪMO® HANDLEBAR MOUNT KIT

This installation kit is designed for handlebar mounting of the Road Tech zūmo GPS system on specified Harley-Davidson® models. Replacing the left-hand half clamp, this sweeping chrome or gloss black bracket accepts the connection cradle for the Road Tech zūmo GPS system. Fits 1" and 1.25" handlebars.

Fits '02-later VRSC™ (except VRSCF and VRSCR), '96-later XL (except XL883N and XL1200N), XR, Dyna®, Softail®, and Road King® '97-'13 Road Glide® and '14-later Touring and Trike models equipped with Road Tech zūmo 590 or 660 GPS units. XL and XR models require separate purchase of (2) Screw P/N 4669M. Does not fit with Left-Hand Auxiliary Switch Housing or Clutch Lever Bracket Clamp Clock or Thermometer. Must be wired on exterior of handlebar.

76000191B Chrome.

76000192B Gloss Black.



B. ROAD TECH ZŪMO HANDLEBAR MOUNT – CHROME



B. ROAD TECH ZŪMO HANDLEBAR MOUNT – GLOSS BLACK

C. ROAD TECH ZŪMO FAIRING MOUNT KIT

This installation kit is designed to allow fairing mounting of the Road Tech zūmo GPS System on specified Harley-Davidson models. Positioned for convenient viewing by both the rider and passenger, the Mounting Kit easily accepts the slide-in connection cradle for the Road Tech zūmo 590 or 660 GPS System. Kit includes bracket and all required hardware. Installation requires drilling through inner fairing.

92238-09

Fits '96-'13 Electra Glide®, Street Glide® and Trike models equipped with Road Tech zūmo 590 or 660 GPS unit. Does not fit with '06-'10 CVO Electra Glide models or models equipped with Fairing Dash Pad P/N 58262-05.

D. ROAD TECH NAVIGATION INTERFACE MODULE

Available exclusively for Harley-Davidson Road Tech zūmo Navigation Systems. The Navigation Interface Module will provide an integrated link between the fairing-mounted Advanced Audio Radio and a Road Tech zūmo 590 or 660 GPS Navigator. When linked, the music volume will automatically drop when a GPS spoken command is detected, allowing you to hear the instructions through the radio speakers or the 7-pin communications-style headset. The module attaches directly to the radio and is concealed within the fairing. Kit includes adaptor cable that permits stereo sound from the zūmo unit's internal MP3 player if connected into radio's AUX input.

76000024A

Fits '06-'13 Touring models (except '12 FLHXSE and '13 FLTRXSE) equipped with the Advanced Audio system and a Road Tech zūmo 660 GPS Navigator P/N 92115-09A or Road Tech zūmo 590 Navigator P/N 76000573. '11 FLHXSE and '12 FLTRXSE models require separate purchase of CVO Speaker Expansion Kit P/N 76000275. '06-'13 FLHTC, FLHX, FLTR and FLTRX models and those not equipped with Wiring Harness P/N 70169-06 require the separate purchase of Connector Kit P/N 69200033. Does not fit with Advanced Audio Hands Free Cell Phone Kit P/N 76408-06.



C. ROAD TECH ZŪMO FAIRING MOUNT KIT



C. ROAD TECH ZŪMO FAIRING MOUNT KIT



D. ROAD TECH NAVIGATION INTERFACE MODULE

Model Family Fitment:

- V-ROD
- SPORTSTER
- DYNA
- SOFTAIL
- TOURING

Not all products are available in all countries – please consult your dealer for details.

720 AUDIO & GAUGES

Boom! Audio Accessories

A. MUSIC PLAYER TANK POUCH

This portable music system pouch is designed for motorcycle use. The neoprene jacket offers hard-core protection for your portable music device, while the built-in magnets hold the pouch securely to the fuel tank. The clear play-through window permits touch-screen control and the anti-skid interior allows the pouch to accommodate players of various sizes. The clamshell design makes inserting your player into the pouch quick and easy and the double zipper allows for headphone and output cables to exit the pouch at any point on top, bottom or one side of the pouch. Simply plug in your headphones or connect your in-dash Advanced Audio Radio with an auxiliary cable or iPod® Interface and enjoy your music collection. Works well with many MP3 and other personal music players, but should not be used with hard-disk memory players. Window measurement: 2.25" W x 4.0" H.

76000193

Fits models with steel fuel tanks or airbox covers.



A. MUSIC PLAYER TANK POUCH

B. MAGNETIC TANK TOTE

De-clutter your pockets. This compact and convenient magnetic pouch is the ideal place to store small items that would normally go in your jeans pocket. It's also the perfect way to enjoy the benefits of NavWeather® and NavTraffic® on your non-fairing equipped motorcycle. The durable neoprene jacket with zippered closure will keep your items safe for the ride. An embroidered Bar & Shield® logo finishes the look. Pouch dimensions: 4.0" W x 5.5" H.

76000061

Fits models with steel fuel tanks or airbox covers.



B. MAGNETIC TANK TOTE



C. AUXILIARY POWER PORT – HANDLEBAR MOUNT, CHROME



AUXILIARY POWER PORTS

Power your cell phone, GPS, Portable music player or tire inflator from this handy 12-volt power port. The conventional style power outlet accepts most 12V automotive power adapter plugs, and features a pop-top cover to protect the port while not in use.

C. AUXILIARY POWER PORT – HANDLEBAR MOUNT

Ideal for powering handlebar-mounted accessories, this elegant cast housing securely clamps to the handlebar to keep your power port within easy reach.

Fits '15-later XG, '14-later XL, '12-later Dyna®, '11-later Softail®, '14-later Road King® and models with either 1" or 7/8" diameter handlebars. '17-later Road King requires separate purchase of Electrical Connection Kit P/N 69201599.

69200971 Chrome.

69200970 Black.

Fits '12-later Dyna, '11-later Softail, '14-later Road King models with 1-1/4" diameter handlebars. '17-later Road King requires separate purchase of Electrical Connection Kit P/N 69201599.

69200855 Chrome.

69200854 Black.



C. AUXILIARY POWER PORT – HANDLEBAR MOUNT, BLACK



D. AUXILIARY POWER PORT – HORN MOUNT

This fuse-protected power port is conveniently located in an easily accessible location just off the horn mount bracket.

69201136

Fits EFI equipped models equipped with a side-mount horn (except XG models).

E. AUXILIARY POWER PORT – SIDE-PANEL MOUNT

Designed to fit into the leading edge of the Touring model's removable side panel cover, this port provides easy access for 12V plug-in accessories.

69201099

Fits '14-later Touring and Trike models. '17-later models require separate purchase of Electrical Connection Kit P/N 69201599.

91843-97

Fits '94-'13 Touring and Trike models.



D. AUXILIARY POWER PORT – HORN MOUNT



E. AUXILIARY POWER PORT – SIDE-PANEL MOUNT



Model Family Fitment:

| | | |
|---|---|--|
|  V-ROD |  SPORTSTER |  DYNA |
|  SOFTAIL |  TOURING | |

Not all products are available in all countries – please consult your dealer for details.

722 AUDIO & GAUGES

Electrical Accessories

A. AUXILIARY POWER PORT – SADDLEBAG MOUNT

This convenient power port mounts to the inside wall of the saddlebag, allowing you to charge cell phones and music players in an out-of-site location. Power port features a quick-disconnect plug for use with detachable saddlebags.

69200091

Fits models equipped with 12-volt battery. Does not fit XG or VRSC™ models, Throw-Over or Swingarm Bags. Not for use with accessory Fitted Liners or Premier Liners. Requires separate purchase of Battery Charging Harness P/N 94624-97B, if not already equipped.



A. AUXILIARY POWER PORT – SADDLEBAG MOUNT

B. AUXILIARY POWER PORT – TOUR-PAK™ MOUNT

Easy access power port mounts to the wall of the Tour-Pak Luggage, allowing you to recharge music players and cell phones in a secure locked location.

69200826

Fits '14-later FLHTCU, FLHTCUL, FLTRU and FLHTCUTG models. Original Equipment on FLHTK and FLHTKL.

91671-10

Fits '06-'13 FLHTC and FLTRU, '96-'13 FLHTCU and '09-'13 FLHTCUTG models. Also fits '06-'13 Touring models with accessory King Tour-Pak Luggage and '98-'13 Touring models with Tour-Pak mounted rear speaker pods. Not for use with Accessory Fitted Liners or Premier Liner.



B. AUXILIARY POWER PORT – TOUR-PAK MOUNT
'14-LATER MODELS

C. USB CHARGING ADAPTOR

C. USB CHARGING ADAPTOR

Charge your cell phone, MP3 players and other hand-held devices while on the road. Compact Adaptor plugs into standard or accessory 12-volt power ports and provides a standard USB-style outlet that accepts many phone and music player power cords.

69200357

For use with Original Equipment or accessory 12V Auxiliary Power Port.

D. EXTENDED USB CHARGING ADAPTER – 12V POWER PORT

Charge your cell phone, MP3 players and other hand-held devices while on the road. Adapter plugs into standard or accessory 12-volt power ports and provides an extended harness and a USB-style outlet that accepts many phone and music player power cords. Available in either 24" or 36" length. Maximum output: 5V/1A.

For use with Original Equipment or accessory 12V Auxiliary Power Port.

69201148 36.0".

69201147 24.0".



D. EXTENDED USB CHARGING ADAPTER – 12V POWER PORT

E. 12V TO SAE 2-PIN POWER HARNESS

E. 12V TO SAE 2-PIN POWER HARNESS

Use a standard 12V power port to power air pumps or other accessories that utilize the SAE 2-pin power connection. 24" length.

69201146

For use with Original Equipment or accessory 12V Auxiliary Power Port.

F. SAE 2-PIN TO USB ADAPTER

Mini harness converts SAE style connection used on battery tender cables to the common USB connection required to power many phone and music players.

69201149

Fits H-D® 12V Battery Charging Harnesses.



F. SAE 2-PIN TO USB ADAPTER

G. SAE 2-PIN Y-HARNESS

G. SAE 2-PIN Y-HARNESS

Mini 1-into-2 Y-harness allows two connections to the battery tender harness, permitting simultaneous battery charging and powering of personal electronics or air pumps.

69201150

Fits H-D 12V Battery Charging Harnesses.



H. 54-AMP HIGH OUTPUT CHARGING SYSTEM

H. 54-AMP HIGH OUTPUT CHARGING SYSTEM

The Harley-Davidson® High Output Charging System is engineered to provide 30% more power than the stock system at idle. With 54 amps of output at 4000 rpm, accessories will operate at their peak performance – no more dimming lights, reduced audio performance or under-performing heated gear. This is a recommended installation anytime a multi-amp audio system is installed on the vehicle in order to achieve the full capability of your audio system. It is also recommended when installing heated seats, heated gear and other higher draw powered accessories.

Stock on select CVO Touring models, the complete kit includes high performance rotor, stator, voltage regulator and all gaskets and hardware required for installation.

29900028A

Fits '11-'16 Touring, '10-'16 CVO Touring and '09-'16 Trike models. Stock on '14-'16 FLHTKSE, FLHXSE and FLTRUSE.

I. ELECTRICAL CONNECTION UPDATE KIT – TOURING*

Harness plugs into accessory connector to provide 12-volt power leads. Required to install Heated Grips, XM Radio, Cruiser Amp & Speaker Systems, zümo® GPS, Digital Oil Pressure Gauge, Garage Door Opener Kits, Heated Seats and decorative lighting on '14-later Touring and Trike models.

69201599

Fits '17-later Touring and Trike models.

69200722

Fits '14-'16 Touring and Trike models.

J. ELECTRICAL CONNECTION UPDATE KIT*

Mini 'Y' harness plugs into data port to provide 12-volt power leads and replacement data port socket. This kit is required to easily complete the installation of accessories requiring electrical power connection. For use with accessories like Road Tech™ zümo GPS Navigators, Boom! Audio Cruiser Amp and Speakers, Mini-Tachs, Digital Oil Pressure Gauges and Heated Grips.

72673-11

Fits '14-later XL, '12-later Dyna® and '11-later Softail® models.

K. SWITCHED CIRCUIT ADAPTER HARNESS*

This harness allows two accessories to be connected to the switched accessory circuit featured on '94-later Touring models. You then may switch two accessories on or off simultaneously as required.

70264-94A

Fits '94-later Touring and Trike models. Required on '14-later Touring and Trike models when connecting multiple powered accessories using Electrical Connection Kit P/N 69200722, 71400129, or 69201599.

69201706

Fits '17-later Touring and Trike models. Required when connecting the CoolFlow Fan and another powered accessory using Electrical Connection Kit P/N 69201599.

L. ELECTRICAL ACCESSORY ADAPTER*

Harness accommodates the addition of multiple electrical accessories to the main battery power circuit on specific models.

70270-04A

Fits '07-later VRSC™, '04-'13 XL and XR, '04-'11 Dyna, '04-'10 Softail and '04-'13 Touring models. Also fits '14-later Touring and Trike when equipped with a third or fourth pair of Boom! Audio Stage II speakers.



I. ELECTRICAL CONNECTION UPDATE KIT – TOURING (69201599 SHOWN)



J. ELECTRICAL CONNECTION UPDATE KIT



K. SWITCHED CIRCUIT ADAPTER HARNESS



L. ELECTRICAL ACCESSORY ADAPTER

*NOTE: It is possible to overload your motorcycle's charging system by adding too many electrical accessories. If your combined electrical accessories operating at any one time consume more electrical current than your vehicle's charging system can produce, the electrical consumption can discharge the battery and cause vehicle electrical system damage. Ask your dealer for advice about the amount of current consumed by additional electrical accessories.

Model Family Fitment:

- V-ROD
- SPORTSTER
- DYNA
- SOFTAIL
- TOURING

Not all products are available in all countries – please consult your dealer for details.

RUN TO THE RED LINE

Take command of your personal cockpit. A full-featured dash-mount integrated Speedometer/Tachometer will help you keep an eye on your speed, and keep you in touch with the heartbeat of your bike.



FUEL/MILES TO EMPTY

Fuel gauge with countdown feature eliminates mileage guesswork.



GEAR INDICATOR

Always be in the right gear for the current riding conditions.



CLOCK

Forget your watch. Correct time is always available at a glance.



TRIPMETER

Selectable A/B display lets you know how far you've been traveling.

Not all products are available in all countries – please consult your dealer for details.



OVER 600 COLORS

Match your paint color or viewing preference. Individually customize the backlighting, speedometer pointer, tach pointer and display colors with the push of a button.

PLUG-N-PLAY CONVENIENCE

Combination Speedo/Tach mounts into the stock instrument housing and your dealer will upload your current mileage at time of installation.

FLUSH-MOUNT LED FUEL GAUGE





A. COMBINATION ANALOG SPEEDOMETER/TACHOMETER – 5" SPUN ALUMINUM DIAL



A. COMBINATION ANALOG SPEEDOMETER/TACHOMETER – 5" BLACK DIAL



B. DIGITAL SPEEDOMETER/ANALOG TACHOMETER – 4" SPUN ALUMINUM DIAL

COMBINATION SPEEDOMETER/TACHOMETER

Maintain the clean view over the handlebar. This unique Combination Speedometer/Tachometer allows you to monitor engine speed without adding additional handlebar-mounted gauges. The unit mounts in the stock dash opening and is a direct plug-in installation. The backlit gauges include a large LCD (liquid crystal display) information screen that displays odometer/tripmeter data, miles-to-empty readings, an easy-to-read segmented fuel display, a gear position indicator and clock. This valuable information is available to the rider at a glance. The gauge features push-button adjustable backlighting with over 600 color tone options, allowing the rider to adjust pointer, LCD and backlighting colors to match any paint scheme or viewing preference.

NOTE: As a result of different Original Equipment capabilities, the following exceptions apply: Gear position not available on '04-'07 models, Fuel functions are not available on '04-'06 XL, '04-'08 Dyna®, '04-'07 Softail® and '04-'07 Road King® models.

A. ANALOG SPEEDOMETER/TACHOMETER – 5"

Gauges feature speedometer and tachometer pointers that sweep clockwise to provide a "gauge within a gauge" look. Kit includes a data transfer cable to easily upload initial mileage at time of installation.

Fits '04-'11 Dyna, '04-'10 Softail (except FLSTSE) and '04-'13 Road King models (except '07-'08 FLHRSE) equipped with a 5" Speedometer.

70900070B Spun Aluminum Dial, MPH.

70900071A Spun Aluminum Dial, km/h.

70900072A Spun Aluminum Dial, MPH/km/h.

Fits '12-later Dyna, '11-later Softail (except '11-'12 FLSTSE) and '14-later FLHR and FLHRC models with a 5.0" Speedometer.

74774-11C Spun Aluminum Dial, MPH.

74775-11B Spun Aluminum Dial, km/h.

70900171B Spun Aluminum Dial, MPH/km/h.

74776-11C Black Dial, MPH.

74777-11B Black Dial, km/h.

B. DIGITAL SPEEDOMETER/ANALOG TACHOMETER – 4"

The digital speed reading can be easily toggled between MPH and kph to simplify cross-border travel. Mileage reinstatement resides in the vehicle ECM so initial mileage will be uploaded at the time of installation.

70900475 Spun Aluminum Dial, MPH/km/h.

U.S. models. Fits '14-later XL, '12-later Dyna and '11-later Softail models equipped with 4" speedometer. XL models require separate purchase of Fuel Sensor Kit P/N 61200008A to make use of the fuel level and range function.

70900100C Spun Aluminum Dial, MPH/km/h.

Non-U.S. models. Fits '14-later XL, '12-later FXDB and FXDWG, '11-later FXCWC, FXS and FXSB models equipped with 4" speedometer. XL models require separate purchase of Fuel Sensor Kit P/N 61200008A to make use of the fuel level and range function.

70900274 Spun Aluminum Dial, MPH/km/h. Worldwide Models. Fits '04-'13 XL (except XR, XL50 and '04-'08 XL1200R), '04-'11 Dyna models with 4" speedometer and '08-'10 FXCW and FXCWC models. '07-'13 XL models require separate purchase of Fuel Sensor Kit P/N 61200008A to make use of the fuel level and range function. Does not fit XL883 models equipped with Screamin' Eagle® 1200cc Stage I Conversion Kit P/N 29784-07 and 30003-10.

Also available:

FUEL LEVEL SENSOR KIT

In-tank sending unit employs capacitive sensing technology to accurately monitor the fuel level and relays the information to the Speedo/Tach LCD display for at-a-glance viewing. Kit includes sending unit, wiring harness and all necessary installation hardware.

61200008A

Fits '07-later XL models equipped with Combination Digital Speedometer/Analog Tachometer P/N 70900274, 70900100C or 70900475.

Model Family Fitment:

- V-ROD
- SPORTSTER
- DYNA
- SOFTAIL
- TOURING

Not all products are available in all countries – please consult your dealer for details.

726 AUDIO & GAUGES

Gear Indicator & Gauges

A. SPUN ALUMINUM FACE SPEEDOMETER

Add a touch of luxury and style to your dash. First featured on the '04 Screamin' Eagle® Deuce™ and Electra Glide® motorcycles, these spun aluminum metal-faced gauges offer a rich contrast to a chrome console or black inner fairing surface. The gauges feature subtle Harley-Davidson® racing orange backlighting for a unique nighttime look. Mileage reinstatement is available through your Dealer.

Fits '04-'06 FXDWG, '06 FXD35, '07 FXDC and '04-'06 Softail® and Road King® models.

67313-05A 5" Speedometer – MPH.

67315-05A 5" Speedometer – km/h.



A. SPUN ALUMINUM FACE SPEEDOMETER

B. DIGITAL GEAR INDICATOR

What gear am I in right now? Eliminate the guesswork with a Digital Gear Indicator. Conveniently located on the handlebar for line-of-sight viewing, the bright LED display is easy to read with a quick glance. When the clutch is "out," the display indicates the current gear 1-6 or a large "N" when the transmission is in the neutral position. Easy to install, this plug & play Gear Indicator requires no wire splicing or complicated programming. A built-in photocell automatically adjusts the display for improved visibility in direct sunlight and dims the display at night to reduce distraction. Available in satin black finish. The complete kit includes a self-contained LED and control module, control housing, wiring harness and required mounting hardware. Switch housing can accept one additional auxiliary switch (sold separately).

70900078 Satin Black.

Fits '07-later VRSC™ (except VRSCF), '07-'13 XL and XR, '07-'11 Dyna®, '07-'10 Softail and '07-'13 Touring models. '07-'08 XL1200 models require update calibration. Does not fit XL883 models equipped with Screamin' Eagle 1200CC Stage I Conversion Kits P/N 29784-07 and 30003-10. Also, does not fit with Boom! Audio Cruiser Amp and Speaker Kits P/N 76262-08, 76320-08 or 76321-09.



B. DIGITAL GEAR INDICATOR – SATIN BLACK

C. TACH KIT FOR SPORTSTER® MODELS

Upgrade your XL883 to dual instruments. The kit includes an electronic tachometer, wrinkle-black dual gauge mounting bracket and hardware required for installation. Tachometer graphics complement Original Equipment speedometer and brackets allow for installation of your stock indicator lights.

67182-07

Fits '07-'08 XL883, '07-'10 XL883L and '07-later XL883R models. Stock on '07-'08 XL1200R models.



C. TACH KIT FOR SPORTSTER MODELS

D. OIL PRESSURE AND AIR TEMP GAUGE KIT FOR FLHT MODELS

This kit finishes the instrument console on the Electra Glide Standard model. Complete with all necessary brackets and hardware.

74439-00 Fits '00-'10 FLHT models.



D. OIL PRESSURE AND AIR TEMP GAUGE KIT FOR FLHT MODELS

Model Family Fitment:

- V-ROD
- SPORTSTER
- DYNA
- SOFTAIL
- TOURING

Not all products are available in all countries – please consult your dealer for details.

AUDIO & GAUGES 727

Fairing Mount Gauges



E. CUSTOM FACE GAUGES

E. CUSTOM FACE GAUGES

Add a rich, custom look to your dash. First featured on the '14-'15 CVO models, these chrome-accented gauges feature backlighting and large, easy-to-read numbers for at-a-glance viewing. Gauges are plug-in ready and require no additional splicing or re-wiring for installation. Mileage reinstatement is available through your Dealer.

Fits '14-later Electra Glide®, Road Glide®, Street Glide® and Ultra Limited models. Original Equipment on CVO models.

70900293B Speedo/Tach Cluster – MPH.

70900294A Speedo/Tach Cluster – km/h.

70900295 Speedo/Tach Cluster – MPH/km/h.

70900296 Fuel Gauge.

70900297 Voltmeter.

F. SPUN ALUMINUM FACE GAUGES

Add a touch of luxury and style to your dash. First featured on the '04 Screamin' Eagle® Deuce™ and Electra Glide models, these Spun Aluminum Face Gauges offer a rich contrast to a chrome console or black inner fairing surface. The gauges feature subtle Harley-Davidson® racing orange backlighting for a unique nighttime look. Mileage reinstatement is available through your Dealer.

67516-08 4" Speedometer – MPH.

Fits '08-'13 Electra Glide and Road Glide models equipped with 4" gauges.

67516-04B 4" Speedometer – MPH.

Fits '04-'07 Electra Glide and Road Glide models equipped with 4" gauges.

67522-04B 4" Tachometer.

Fits '04-'13 Electra Glide and Road Glide models and '04-later XL and Dyna® models equipped with 4" gauges.

74552-04A Voltmeter.

Fits '04-'13 Electra Glide, Road Glide and Trike models.

75113-04A Fuel Gauge.

Fits '04-'07 Electra Glide and Road Glide models.

75113-08 Fuel Gauge.

Fits '08-'13 Electra Glide and Road Glide models.

74553-04A Oil Pressure Gauge.

Fits '04-'13 Electra Glide, Road Glide and Trike models. FLHT and FLHTI models require purchase of additional service parts for installation. See your Dealer for details.

74554-04 Air Temperature Gauge.

Fits '04-'13 Electra Glide, Road Glide and Trike models. FLHT and FLHTI models require purchase of additional service parts for installation. See your Dealer for details.

G. TITANIUM FACE GAUGES

Add a rich, custom look to your dash. First featured on the '10 FLHTK Ultra Limited model, these black and icy cool "titanium" numbered gauges feature white backlighting and large, easy-to-read numbers for at-a-glance viewing. Gauges are plug-in ready and require no additional splicing or re-wiring for installation. Mileage reinstatement is available through your Dealer.

Fits '08-'13 Touring (except Road King®) and Trike models.

74682-10 4" Speedometer – MPH.

74683-10 4" Speedometer – km/h.

74692-10 4" Tachometer.

74688-10 Fuel Gauge.

74689-10 Air Temperature Gauge.

74690-10 Oil Pressure Gauge.

74691-10 Voltmeter.

70900176 Oil Temperature – Fahrenheit.



F. SPUN ALUMINUM FACE GAUGES



G. TITANIUM FACE GAUGES

Not all products are available in all countries – please consult your dealer for details.

728 AUDIO & GAUGES

Oil Temp & Level

A. OIL LEVEL AND TEMPERATURE DIPSTICK WITH LIGHTED LCD READOUT

New and improved capacitive level sensing technology provides the highest degree of accuracy and durability. Now available in chrome and black, these dipsticks allow you to check your oil level and oil temperature with the push of a button. Add function and style by replacing your stock dipstick with this hard working version. No more grabbing a rag to pull your hot dipstick. No more oil drips on your pipes and on the garage floor. Simply push the button and this dipstick lights up with a brilliant backlight. Oil level is indicated by a four-segment readout – it even reminds you to check your oil when it is hot. Designed to be waterproof, the LCD (liquid crystal display) readout operates on a long-lasting, replaceable lithium coin-type battery (CR2032 3V, P/N 66000107). Display features a low battery indicator and press-and-hold feature to toggle between Fahrenheit and Celsius.

Fits '04-later XL and XR models.

62700009 Chrome.

62700011 Gloss Black.

Fits '06-later Dyna® models (except FLD).

62974-09A Chrome.

63065-09A Black.

Fits '00-later Softail® models (except FXCW, FXCWC, FXSB, FXSBSE, FXSE and '09 FXSTSSE).

62955-09A Chrome.

63055-09A Black.

Fits '08-later FXCW, FXCWC, FXSB, FXSBSE, FXSE and '09 FXSTSSE models.

63002-09A Chrome.

Fits '17-later Touring and Trike models.

62700180 Chrome.

62700194 Gloss Black.

Fits '07-'16 Touring models (except models equipped with a Sidecar). Will not fit Touring models equipped with Engine/Transmission Interface Cover P/N 66532-07.

63004-09A Chrome.

63030-09A Black.

Fits '02-'06 Touring models (except models equipped with a Sidecar). Also fits '99-'01 Touring models equipped with Chrome Oil Filler Spout P/N 62470-02, 62453-02 or 62454-02A.

62946-09A Chrome.

Fits '09-'16 Trike models. Also fits '09-'16 Touring models equipped with a sidecar.

62700005A Chrome.

Also available:

LCD DIPSTICK BATTERY AND SEAL KIT

Kit includes CR2032 3V Lithium replacement Battery and waterproof seal kit.

91800066

B. OIL DIPSTICK WITH TEMPERATURE GAUGE

Replace your Original Equipment oil dipstick with this custom-styled version featuring an easy-to-see mechanical temperature readout with Harley-Davidson® logo. A chrome-plated cap completes the styling and provides an easy grip for removal.

62896-00B

Fits '00-later Softail models (except FXCW, FXCWC, FXSB, FXSBSE, FXSE and '09 FXSTSSE).

62668-87TA Fits '84-'99 Softail models.

63023-05 Fits '04-later XL and XR models.

62667-87TA Fits '82-'03 XL models.



A. OIL LEVEL AND TEMPERATURE DIPSTICK – CHROME (DYNA SHOWN)



A. OIL LEVEL AND TEMPERATURE DIPSTICK – BLACK (DYNA SHOWN)



A. OIL LEVEL AND TEMPERATURE DIPSTICK – CHROME (SPORTSTER SHOWN)



A. OIL LEVEL AND TEMPERATURE DIPSTICK – BLACK (SOFTAIL SHOWN)



B. OIL DIPSTICK WITH TEMPERATURE GAUGE (SOFTAIL SHOWN)



B. OIL DIPSTICK WITH TEMPERATURE GAUGE ('04-LATER SPORTSTER SHOWN)

AUDIO & GAUGES 729

Oil Pressure Gauges



C. DIGITAL OIL PRESSURE GAUGE – CHROME



C. DIGITAL OIL PRESSURE GAUGE – CHROME

Keep an eye on your engine's vital signs. This Oil Pressure Gauge features a brilliant blue, easy-to-read digital display that shines through a mirror-coated glass when the ignition is turned on. The readout is invisible when not in use. A photocell automatically adjusts the display's brightness to improve visibility in direct sunlight or to dim the display at night to avoid distraction. The display can be toggled between PSI and BAR pressure readings. Kit includes die-cast mounting bracket with gauge, pressure sensor and wiring harness.

75138-09

Fits '99-later Dyna®, '00-later Softail®, '99-later Road King®, Electra Glide® Standard and Freewheeler® models. Also fits '99-'16 Electra Glide Classic, Ultra Classic™, Ultra Limited and Tri Glide models if original oil pressure gauge is disconnected. Does not fit with Billet Rocker Box Covers P/N 17658-03, Burst Rocker Box Covers P/N 25700251, Mid-Frame Air Deflectors P/N 58022-07A or 58170-09 or models equipped with Sidecars. '12-later Dyna and '11-later Softail models require separate purchase of Electrical Connection Kit P/N 72673-11. '14-'16 Touring models require separate purchase of Electrical Connection Kit P/N 69200722.

D. OIL PRESSURE GAUGE KIT

Check your oil pressure at a glance with this oil-filled Pressure Gauge Kit, specifically designed to look good, fit right and perform properly on your Twin Cam-equipped motorcycle. The custom mounting brackets have been polished and chrome-plated to rigid Harley-Davidson standards and the gauge offers premium reliability. The kit includes all necessary hardware and mounting brackets for quick and clean installation.

75133-99

Fits '99-'05 Dyna, '00-later Softail, '99-'13 FLHR and '99-'05 FLHT models. Does not fit with Billet Rocker Box Cover P/N 17658-03.

E. LIQUID-FILLED OIL PRESSURE GAUGE

Contains special non-yellowing fluid that dampens the internal movement for improved gauge reliability. Incorporates corrosion-resistant stainless steel bezel and includes Harley-Davidson® Bar & Shield® graphics that match various late model instruments. Complete with chrome-plated steel fittings and O-rings for crankcase installation. New mounting design prevents damage from improper installation.

75012-82D

Fits '82-'84 Shovelhead and '84-later Evolution™ 1340-equipped models.

F. OIL TEMPERATURE GAUGE – FAIRING MOUNT

Keep a close eye on your engine's vital signs. This 2.0" diameter gauge monitors engine oil temperature to provide an early warning of conditions that may require attention. The gauge face is styled to complement Original Equipment fairing mount gauges. Complete kit includes gauge, installation hardware and wiring harness.

Fits '99-'13 FLHT, FLHTC, FLHTCU, FLHX, FLTR and Trike models. Does not fit '09-later CVO models.

1. 70900284 Silver Face – Fahrenheit.

2. 70900283 Black Face – Fahrenheit.

Fits '08-'13 Touring models (except Road King) and Trike models.

3. 70900176 Titanium Face – Fahrenheit.



D. OIL PRESSURE GAUGE KIT



E. LIQUID-FILLED OIL PRESSURE GAUGE



F. OIL TEMPERATURE GAUGE – FAIRING MOUNT

Model Family Fitment:

- | | | |
|---|---|--|
|  V-ROD |  SPORTSTER |  DYNA |
|  SOFTAIL |  TOURING | |

Not all products are available in all countries – please consult your dealer for details.

730 AUDIO & GAUGES

Clocks & Air Temp

A. GAUGE VISOR RING

A touch of chrome makes all the difference. These easy-to-install trim rings feature an integrated eyebrow visor to shield the gauge face from the sun's glare. Self-adhesive backing for secure mount.

74661-04 5.0" Gauge.

Fits '12-later FLD, '99-'08 FXDWG, '15-later FXDF, '99-later Softail® (except FLSTFSE, FLSTNSE, FXCW, FXCWC, FXS, FXSB, FXSBSE, FXSE, FXST-Aus, FXSTD) and models equipped with Chrome Console P/N 67575-04) and '99-'07 Road King® models.

74662-04 4.0" Gauge.

Fits '99-later XL, '99-'13 Dyna® (except FXDWG), FXS, FXSB, FXSBSE, FXST-Aus and '98-'13 Road Glide® models.



A. GAUGE VISOR RING – 5" GAUGE



B. INSTRUMENT GAUGE BEZEL – 4" GAUGE

B. INSTRUMENT GAUGE BEZEL

A touch of chrome makes all the difference. These bezel covers take just seconds to install and add the beauty of chrome to your dash. Available to fit all the fairing-mount gauges, these easy-to-install, chrome-plated formed rings feature peel-and-stick adhesive backing for permanent installation.

74541-00 4.0" Gauge.

Fits Speedometer and Tachometer Gauges on '00-later XL, '00-'13 Dyna (except FLD and FXDWG), '13 FXSB, FXSBSE and FXST-Aus and '00-'13 Electra Glide®, Street Glide®, Road Glide and Trike Models (sold individually).



C. HANDLEBAR CLOCK – 1.5" BLACK/CHROME



C. HANDLEBAR CLOCK – 1.5" SILVER/CHROME

C. HANDLEBAR CLOCK

Arrive on time without looking at your watch. These large diameter battery-powered analog clocks are easy to read at a glance and are available in your choice of chrome or black finish to complement your styling direction. Designed to mount to the clutch lever bracket, the waterproof clock is powered by a self-contained replaceable battery that makes installation a breeze. Kit includes clutch lever mounting bracket, but if you need to mount the clock on another area of the handlebar, select from the available Handlebar Clock Mount Clamps (sold separately).

Fits all models (except '15-later XG). Models equipped with reverse switch or Auxiliary Accessory Switch Housing Kits will require separate purchase of appropriate Handlebar Clock Mount Clamp.

75041-03 1.5" Black/Chrome.

75042-03 1.5" Silver/Chrome.

D. HANDLEBAR THERMOMETER

Designed to mount to the Brake Master Cylinder Clamp, this polished stainless steel temperature gauge will keep you in touch with the outside air temperature. Styled to match the Original Equipment gauge design and the Clutch Lever Bracket Clamp Clock, the thermometer is available with black or silver face. This waterproof gauge is simple to install. Kit includes clutch lever mounting bracket, but if you need to mount the clock on another area of the handlebar, select from the available Handlebar Clock Mount Clamps (sold separately).

Fits all models (except '15-later XG). Not for use with Auxiliary Accessory Switch Housing Kits.

75102-04 1.5" Black, Fahrenheit.

75104-04 1.5" Silver, Fahrenheit.

75108-06 1.5" Black, Celsius.

75115-06 1.5" Silver, Celsius.



D. HANDLEBAR THERMOMETER – 1.5" BLACK



D. HANDLEBAR THERMOMETER – 1.5" SILVER

E. HANDLEBAR MOUNT CLAMP

Position your Handlebar Clock or Temperature Gauge for quick and comfortable viewing. Custom hinged clamp firmly grips the handlebar and locks the clock or temperature gauge into position. Easy to install at your choice of location along the bar, this clamp provides an alternative mounting position if the handlebar control clamp bracket is occupied by other accessories like zūmo® GPS Navigator, Boom! Audio Cruiser Amp & Speaker Kit, Gear Indicators or Auxiliary Switch Housings.

Fits all models with 1 inch handlebars.

10800055 1.0" Chrome.

10800057 1.0" Black.

Fits all models with 1.25 inch handlebars.

10800056 1.25" Chrome.

10800058 1.25" Black.



E. HANDLEBAR MOUNT CLAMP – CHROME



E. HANDLEBAR MOUNT CLAMP

Not all products are available in all countries – please consult your dealer for details.

AUDIO & GAUGES 731

Fuel Caps & Gauges



F. FLUSH-MOUNT FUEL CAP AND GAUGE KIT – CHROME



F. FLUSH-MOUNT FUEL CAP AND GAUGE KIT – GLOSS BLACK



F. FLUSH-MOUNT FUEL GAUGE – FULL



F. FLUSH-MOUNT FUEL CAP – GLOSS BLACK

F. FLUSH-MOUNT FUEL CAP AND GAUGE KIT*

Emphasize the long and lean look of the fuel tank. This Flush-Mount Fuel Cap and Gauge Kit offers a pop-up filler design that when installed and sealed looks identical to the flush gauge. A simple push and the fuel filler cap pops up to provide ample grip, even while wearing gloves. The flush fuel gauge features individual LED lamps that shine through a mirror-coated glass that glows when the ignition is switched on. A photocell automatically adjusts LED brightness for improved visibility in direct sunlight and dims at night to avoid distraction. Complete kit includes fuel cap, fuel gauge, trim ring and plug-in wiring harness.

Fits '09-later Dyna® models (except FXD).

62910-09C Chrome.

75327-09C Gloss Black.

Fits '04-'08 FXD35, FXDB, FXDL and FXDWG and '07-'08 FXDC and FXDF models.

62910-06C Chrome.

Fits '08-later Softail® (except FLSTNSE, FXCW, FXCWC, FXS, FXSB, FXSBSE and FXSE). '08-later Road King® and '15-later Freewheeler® models.

62823-08C Chrome.

75027-08C Gloss Black.

Fits '08-'11 FXCW and FXCWC models.

62811-08C Chrome.

75020-08C Gloss Black.

Fits '04-'06 carbureted and '01-'07 fuel injected Softail models (except FXSTD/1).

62818-06F Chrome.

75014-06C Gloss Black.

Fits '04-'07 Road King models.

62823-06C Chrome.

*Some local regulations prohibit using colored lights during vehicle operation on public streets. May not conform to local lighting regulations.

Model Family Fitment:

V-ROD
 SPORTSTER
 DYNA
 SOFTAIL
 TOURING

Not all products are available in all countries – please consult your dealer for details.

732 AUDIO & GAUGES

Fuel Caps & Gauges

A. LED FUEL GAUGES*

This low-profile fuel gauge replaces the analog readout with bright LED lamps. The six edge-mounted LED lamps glow blue when the tank is full and extinguish one by one as fuel is consumed. Plug-in installation without splicing. Photocell automatically adjusts LED brightness for improved visibility in direct sunlight and dims at night to avoid distraction.

Fits '09-later Dyna® (except FXD), '08-later Softail® (except FLSTNSE, FXCW, FXCWC, FXS, FXSB, FXSBSE and FXSE), '08-later Road King® and '15-later Freewheeler® models.

75098-08A Skull.

70900521 Agitator.

70900354 Chisel.

75358-10A Diamond Black.

75242-08A Smooth.

Fits '04-'08 FXD35, FXDB, FXDF, FXDL and FXDWG, '07-'08 FXDC, '04-'07 Softail, '01-'03 EFI Softail (except FXSTD1), '03-'07 Road King and '01-'02 EFI Road King models.


75357-10A Diamond Black.

75237-03C Smooth.

*Some local regulations prohibit using colored lights during vehicle operation on public streets. May not conform to local lighting regulations.



A. LED FUEL GAUGE



A. LED FUEL GAUGE – SKULL



A. LED FUEL GAUGE – AGITATOR



A. LED FUEL GAUGE – CHISEL



A. LED FUEL GAUGE – DIAMOND BLACK



A. LED FUEL GAUGE – SMOOTH

Not all products are available in all countries – please consult your dealer for details.

AUDIO & GAUGES 733

Fuel Caps & Gauges



B. FUEL CAP – SKULL

B. FUEL CAP – SKULL

Add a little attitude to your ride. Styled to complement Harley-Davidson® Skull accessory items, the menacing raised skull with black-filled eyes features a rich chrome-plated finish and a styled shape that is easy to grip, even while wearing gloves.

75097-05

Fits '92-later XL and Dyna® (except '04-later FXD, FXDX, '05-'06 FXDC and '07 FXDSE), '00-later Softail® (except FXSTD, and '07-'08 FXSTSSE), '94-later Road King® and '15-later Freewheeler® models. Does not fit models equipped with Original Equipment locking or tethered fuel caps or Softail models with Low-Profile Chrome Fuel Tank Console P/N 71208-07. Use on '13-'14 FXSBSE requires removal of stock flush mount trim ring.



C. FUEL CAP – AGITATOR

C. CUSTOM FUEL CAPS

Add a custom touch to your tank. Styled to reflect your attitude, these elegantly constructed fuel caps are the perfect match for your ride. The fuel cap is easy to install and features a ratcheting design to ensure that the design faces the correct direction.

Fits '92-later XL and Dyna (except '04-later FXD and FXDX, '05-'06 FXDC and '07 FXDSE), '00-later Softail, (except FXSTD and FXSTSSE) '94-later Road King and '15-later Freewheeler models. Does not fit models equipped with Original Equipment locking or tethered fuel caps. Use on '13-'14 FXSBSE requires removal of stock flush mount trim ring.

61100059 Agitator.

61100038 Chisel.

62778-10 Diamond Black.



C. FUEL CAP – CHISEL



C. FUEL CAP – DIAMOND BLACK

Model Family Fitment:

- V-ROD
- SPORTSTER
- DYNA
- SOFTAIL
- TOURING

Not all products are available in all countries – please consult your dealer for details.

734 AUDIO & GAUGES

Fuel Caps & Gauges

A. FLUSH-MOUNT FUEL CAPS

Emphasize the long and lean look of the fuel tank. This Flush-Mount Fuel Cap Kit offers a pop-up filler design that replaces the Original Equipment twist-on fuel cap. A simple push and the fuel filler cap pops up to provide ample grip, even while wearing gloves. Easy to install, the cap assembly screws into position and the self-adhesive decorative ring finishes the look. Complete kit includes screw-in mount, pop-up cap and matching trim ring.

Fits '98-later XL models equipped with 3.3 gal (12.5 L) fuel tank.

63133-10A Chrome.

63134-10A Gloss Black.

Fits '98-later XL models equipped with 2.1 gal (7.9 L) or 4.5 gal (17.0 L) fuel tank. Does not fit '04-'10 XL1200C models.

63139-10A Chrome.

63140-10A Gloss Black.

Fits '11-later FLSTNSE, FXS, FXSB, FXSBSE and FXSE models.

61100006A Chrome.

61100007A Gloss Black.



A. FLUSH-MOUNT FUEL CAP – CHROME

B. BAR & SHIELD® LOGO SELF-LOCKING FUEL CAP

Functional and stylish, these polished, chrome-plated caps feature a convenient self-locking mechanism and a stamped Harley-Davidson® Bar & Shield logo on the key hole cover. Maintains the same features as the Original Equipment fuel cap. The kits come complete with two keys.

62803-97A

Fits '92-later XL and Dyna® (except '04-later FXD and FXDX, '05-'06 FXDC and '07 FXDSE), '00-later Softail® (except FXS), '94-later Road King® and '15-later Freewheeler® models. Does not fit models equipped with Original Equipment locking or tethered fuel caps. Use on '13-'14 FXSBSE requires removal of stock flush mount trim ring.



A. FLUSH-MOUNT FUEL CAP – GLOSS BLACK



B. BAR & SHIELD LOGO SELF-LOCKING FUEL CAP

Not all products are available in all countries – please consult your dealer for details.

AUDIO & GAUGES 735

Fuel Caps & Gauges



C. FUEL CAP MEDALLION – WILLIE G™ SKULL



D. FUEL CAP MEDALLION – DARK CUSTOM LOGO



E. FUEL CAP MEDALLION – H-D MOTOR CO. LOGO



F. FUEL CAP MEDALLION – CLOISONNÉ



G. FUEL CAP MEDALLION – LIVE TO RIDE – GOLD



H. FUEL CAP MEDALLION – FLAMES, GOLD & CHROME

C. FUEL CAP MEDALLION – WILLIE G™ SKULL

Top off your Original Equipment fuel cap. Adhesive backing for easy installation.

99670-04

Fits '83-later models (except VRSC™, XG, XL1200V, FXD, FXDX, FXR with plastic fuel cap, FLSTNSE, FXS, FXSB, FXSBSE, FXST-Aus, Electra Glide®, Road Glide®, Tour Glide®, Tri Glide®, '15-later XL883N, '04-'10 XL1200L and XL1200C, '08-later XR, '05-'06 FXDC and all fuel caps with gauges or locks).

99669-04

Fits '04-'10 XL883C, XL1200C and XL1200L models.

D. FUEL CAP MEDALLION – DARK CUSTOM LOGO

Decorative steel stamping with emblem. Contoured to the Original Equipment fuel cap. Adhesive backing for easy installation.

99688-10

Fits '83-later models (except VRSC, XG, XL1200V, FXD, FXDX, FXR with plastic fuel cap, FLSTNSE, FXS, FXSB, FXSBSE, FXST-Aus, Electra Glide, Road Glide, Tour Glide, Tri Glide, '15-later XL883N, '04-'10 XL1200L and XL1200C, '08-later XR, '05-'06 FXDC and all fuel caps with gauges or locks).

E. FUEL CAP MEDALLION – H-D® MOTOR CO.

Top off your Original Equipment fuel cap. Adhesive backing for easy installation.

99539-97

Fits '83-later models (except VRSC, XG, XL1200V, FXD, FXDX, FXR with plastic fuel cap, FLSTNSE, FXS, FXSB, FXSBSE, FXST-Aus, Electra Glide, Road Glide, Tour Glide, Tri Glide, '15-later XL883N, '04-'10 XL1200L and XL1200C, '08-later XR, '05-'06 FXDC and all fuel caps with gauges or locks).

F. FUEL CAP MEDALLION – CLOISONNÉ

Get decorated with this multi-colored cloisonné medallion featuring chrome-plated graphics. Adhesive backing for easy installation.

99537-96

Fits '83-later models (except VRSC, XG, XL1200V, FXD, FXDX, FXR with plastic fuel cap, FLSTNSE, FXS, FXSB, FXSBSE, FXST-Aus, Electra Glide, Road Glide, Tour Glide, Tri Glide, '15-later XL883N, '04-'10 XL1200L and XL1200C, '08-later XR, '05-'06 FXDC and all fuel caps with gauges or locks).

G. FUEL CAP MEDALLION – LIVE TO RIDE

Top off your Original Equipment fuel cap. Adhesive backing for easy installation.

99020-90T Gold.

Fits '83-later models (except VRSC, XG, XL1200V, FXD, FXDX, FXR with plastic fuel cap, FLSTNSE, FXS, FXSB, FXSBSE, FXST-Aus, Electra Glide, Road Glide, Tour Glide, Tri Glide, '15-later XL883N, '04-'10 XL1200L and XL1200C, '08-later XR, '05-'06 FXDC and all fuel caps with gauges or locks).

H. FUEL CAP MEDALLION – FLAMES

Top off your Original Equipment fuel cap. Adhesive backing for easy installation.

99686-98 Gold & Chrome.

Fits '83-later models (except VRSC, XG, XL1200V, FXD, FXDX, FXR with plastic fuel cap, FLSTNSE, FXS, FXSB, FXSBSE, FXST-Aus, Electra Glide, Road Glide, Tour Glide, Tri Glide, '15-later XL883N, '04-'10 XL1200L and XL1200C, '08-later XR, '05-'06 FXDC and all fuel caps with gauges or locks).

Model Family Fitment:

| | | |
|-----------|-------------|--------|
| ■ V-ROD | ■ SPORTSTER | ■ DYNA |
| ■ SOFTAIL | ■ TOURING | |

Not all products are available in all countries – please consult your dealer for details.



HARLEY-DAVIDSON®

LIGHTING

Light your way. See more. High visibility and high style meet in endless combinations of high-tech Harley-Davidson Genuine Motor Parts & Accessories headlamps, brake lights, and auxiliary lighting.



GENUINE MOTOR PARTS & ACCESSORIES

NOT ALL PRODUCTS ARE AVAILABLE IN ALL COUNTRIES –
PLEASE CONSULT YOUR DEALER FOR DETAILS.



A BRIGHT IDEA

Whether you want to grab a little more attention on the boulevard or light up the dark desolate highway, Harley-Davidson® LED lighting will get you noticed. Available for most models, LED headlamps feature high- and low-beam performance that provides a focused beam of light down the road and a pool in front of the motorcycle. Solid-state LEDs are designed for long life and the shock- and vibration-resistant lamp assemblies mount into existing housings for easy installation.



ILLUMINATED WINDSHIELD TRIM

FAIRING EDGE LIGHTS

DAYMAKER™ LED PROJECTOR LENS HEADLAMP

HEADLAMP TRIM RINGS

SMOKED TURN SIGNAL LENS

Not all products are available in all countries – please consult your dealer for details.



DARE TO COMPARE

Harley-Davidson® LED Headlamps offer low- and high-beam performance that is superior to traditional halogen bulbs. The wide curb-to-curb low-beam pattern provides a great around-town view and the focused high-beam adds extra punch down the center of the lane.



LED performance characteristics you can see:

- 1 Clarity and direction of beam
- 2 Brightness and depth of light
- 3 Focused or wasted light
- 4 Full coverage or gaps in light
- 5 Curb-to-curb coverage
- 6 Illumination of reflective markings

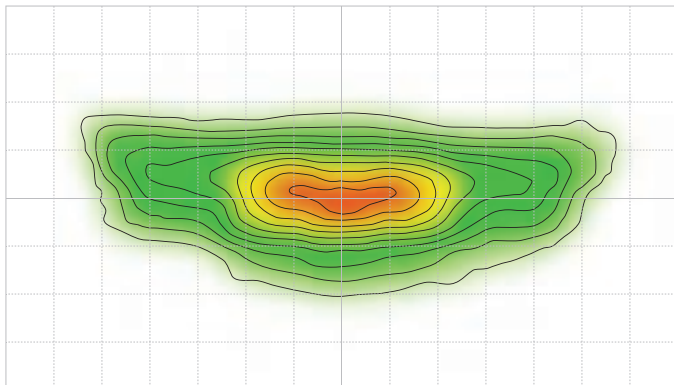
ORIGINAL EQUIPMENT HALOGEN 7" HEADLAMP – HIGH-BEAM*



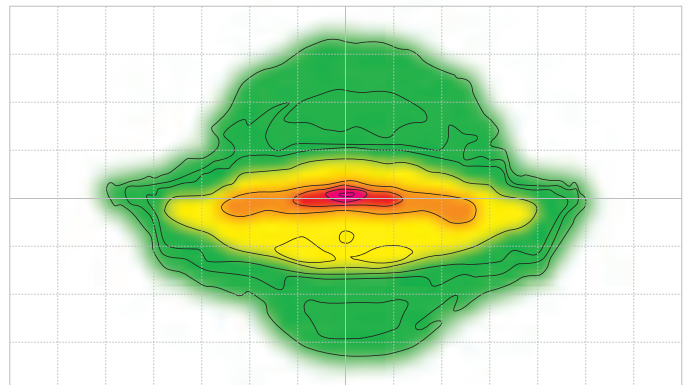
DAYMAKER™ LED 7" HEADLAMP – HIGH-BEAM*



*Image exposure settings are identical, taken from the same distance, at the same time and with identical motorcycles. While the eye and the camera see different things, the photographic results are comparable.



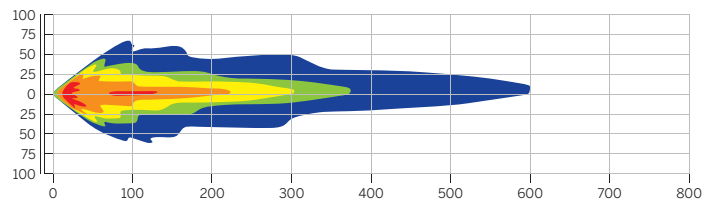
OE Headlamp High Beam Riders Eye View



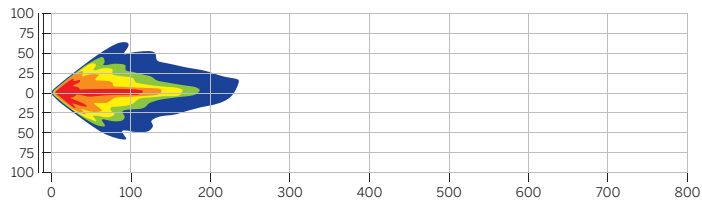
LED Headlamp High Beam Riders Eye View

DAYMAKER™ PROJECTOR LED HEADLAMPS

Daymaker LED Lamps are brighter and provide a superior light pattern than standard incandescent bulbs. These LED lamps produce a whiter noon-day sun color impression that is easy on the eyes and appears more natural to the rider. The night-time beam pattern is focused on the road ahead, and is engineered to reduce wasted light that impacts oncoming traffic. The solid-state LEDs are designed for long life and low energy draw, and installation of the shock- and vibration-resistant lamp assembly is quick and easy with a plug-in connection to the factory headlamp wiring.



Projector LED Headlamp High Beam (7") Birds Eye View (shown in feet)



Projector LED Headlamp Low Beam (7") Birds Eye View (shown in feet)




SOLID OPTICS LENSES

Projector LED Headlamps feature separate high- and low-beam lenses that provide a controlled beam of light ahead, and horizontal "D-shaped" lenses that focus light into a pool in front of the motorcycle.

PROJECTOR
LOW-BEAM LENS

D-SHAPED
FILL LENSES

PROJECTOR
HIGH-BEAM LENS



Not all products are available in all countries – please consult your dealer for details.

LIGHTING 741

Headlamps – LED

NEW



A. 7" DAYMAKER PROJECTOR LED HEADLAMP – CHROME
(SHOWN WITH DAYMAKER AUXILIARY LAMPS)

A. 7" DAYMAKER™ PROJECTOR LED HEADLAMP

The 7" Daymaker LED headlamp features a single top-mount low-beam projector lens, a large bottom-mount high-beam projector lens and 2 "D" shaped fill-light lenses. The LED lamps include a subtle rear-lit Bar & Shield® logo that glows when the ignition is in the accessory switch position. The LED lamps are DOT and ECE compliant for all markets.

Fits '12-'16 FLD, '94-'13 Touring (except Road Glide®) and '09-'13 Trike models. Also fits '94-later Softail® models equipped with Freight Train Headlamp Nacelle Kit. '06-'10 FLHTCUSE models require separate purchase of Wiring Harness P/N 71628-04.

67700264†† 7" Chrome.

67700266†† 7" Black.

Fits '91-later FLS, FLSS, FLSTC, FLSTF, FLSTFB, FLSTFBS and FLSTN, '14-later Touring (except Road Glide) and '14-later Trike models. Does not fit Softail models equipped with Freight Train Headlamp Nacelle Kit. Touring and Trike models require separate purchase of Wiring Harness P/N 69200897.

67700265†† 7" Chrome.

67700267†† 7" Black.

Shown with:

4" DAYMAKER PROJECTOR LED AUXILIARY LAMPS

Auxiliary lamps feature "D-shaped" lenses that focus the light in a pool to the front and sides of the motorcycle and provide a matching appearance to the LED headlamps. The LED Auxiliary Lamps are DOT and ECE compliant.

Fits models with 4" round auxiliary forward lighting. '04-earlier models with auxiliary lamps equipped with spade connectors require separate purchase of Adapter Harness P/N 68355-05 (Qty 2).

68000172†† Chrome.

68000173†† Gloss Black.

Also available:

LED HEADLAMP KIT WIRING HARNESS

Required for installation of LED headlamp on specific models.

69200897

Fits '14-later Touring (except Road Glide) and Trike models.

†† (E)

NEW



A. 7" DAYMAKER PROJECTOR LED HEADLAMP – GLOSS BLACK
(SHOWN WITH DAYMAKER AUXILIARY LAMPS)

NEW



A. 7" DAYMAKER PROJECTOR LED HEADLAMP – CHROME

NEW



A. 7" DAYMAKER PROJECTOR LED HEADLAMP – GLOSS BLACK

Model Family Fitment:

- V-ROD
- SPORTSTER
- DYNA
- SOFTAIL
- TOURING

Not all products are available in all countries – please consult your dealer for details.

742 LIGHTING

Headlamps – LED

A. 5-3/4" DAYMAKER™ PROJECTOR LED HEADLAMP

Lamps feature 2 "D" shaped optical lenses, single low-beam lens and three high-beam lenses. The low-beam pattern remains on at all times and the switched high beam adds additional punch down the middle of the road. The LED lamps are DOT and ECE compliant.

Fits '06-'11 VRSCD and VRSCDX, '15-later XG, '04-later XL, '09-'13 XR, '91-later Dyna® (except FLD and '91-'05 FXDWG), '84-'99 FLSTS and FXSTS, '08-'11 FLSTSB, '05-'06 FLSTSC, '10-'12 FLSTSE, '00-later FXCW, FXCWC, FXS, FXSB, FXSBSE, FXST, FXSTB, FXSTC and FXSTD models. Some models require Vibration Damper P/N 67700059 or Housing Kit P/N 67700093.

67700144A†† Chrome.

67700145A†† Black.

Also available:

HEADLAMP VIBRATION DAMPER

Required for mounting the LED headlight in certain models. This damper adds rigidity to the headlamp housing.

67700059

Required on '00-'03 FLSTS, '05-'07 FLSTSC, '07-'10 FXSTC, '00-'07 FXSTD and '00-'06 FXSTS models equipped with LED Headlamp.

Also available:

5-3/4" LED HEADLAMP HOUSING KIT

Required for installation of 5-3/4" LED Headlamp on specified models.

67700093B

Required on '10-later XL1200X and '06-later Dyna models (except FXDL, FXDLS and FXDWG) equipped with 5-3/4" LED headlamps. FXDF models require separate purchase of Mounting Block P/N 67741-06.

†† (E)



A. 5-3/4" DAYMAKER PROJECTOR LED HEADLAMP




A. 5-3/4" DAYMAKER PROJECTOR LED HEADLAMP – CHROME



A. 5-3/4" DAYMAKER PROJECTOR LED HEADLAMP – BLACK



A. 5-3/4" DAYMAKER PROJECTOR LED HEADLAMP – CHROME



A. 5-3/4" DAYMAKER PROJECTOR LED HEADLAMP – BLACK

Not all products are available in all countries – please consult your dealer for details.

LIGHTING 743

Headlamps – LED



B. DAYMAKER PROJECTOR LED LAMPS – FAT BOB, CHROME



B. DAYMAKER PROJECTOR LED LAMPS – FAT BOB, BLACK

B. DAYMAKER™ PROJECTOR LED LAMPS – FAT BOB®

Fat Bob Daymaker LED Headlamp Kit features separate left and right lamps that fit easily in the Fat Bob model's unique dual headlamp housing. Each lamp features a single top-mount low-beam projector lens, a matching bottom-mount high-beam projector lens and 2 "D" shaped fill-light lenses. The LED lamps are DOT compliant for use in all 50 states.

Fits '08-later FXDF models. Does not fit International models.

67700260 Chrome.

67700261 Black.

C. ROAD GLIDE® DAYMAKER PROJECTOR LED HEADLAMP

Road Glide lamps feature dual headlamp housings mounted to a common back plate for easy installation. Each lamp features a single low-beam projector lens, 3 high-beam projector lenses and 2 "D" shaped fill-light lenses. The low-beam pattern remains illuminated at all times and the switched high-beam adds additional light down the center of the lane. The LED lamps are DOT and ECE compliant.

Fits '04-'13 Road Glide models.

67700109†† Chrome.

67700112†† Contrast Chrome & Black.

†† (E)



C. ROAD GLIDE DAYMAKER PROJECTOR LED HEADLAMP – CHROME



C. ROAD GLIDE DAYMAKER PROJECTOR LED HEADLAMP – CONTRAST CHROME & BLACK

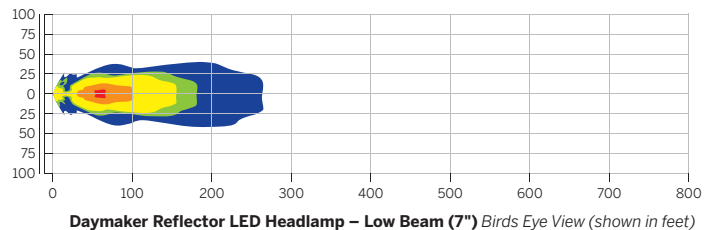
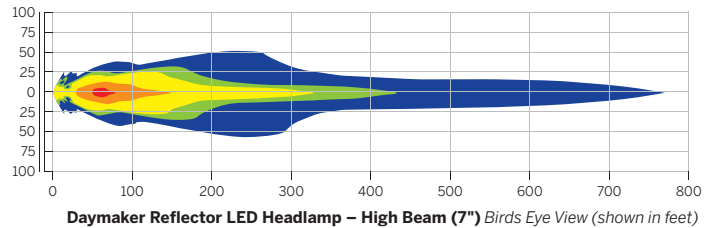
Model Family Fitment:

| | | |
|---|---|--|
|  V-ROD |  SPORTSTER |  DYNA |
|  SOFTAIL |  TOURING | |

Not all products are available in all countries – please consult your dealer for details.

DAYMAKER™ REFLECTOR LED HEADLAMP

Daymaker Reflector LED Lamps offer superior night-time performance in a traditionally styled headlamp. These brilliant LED lamps produce a bright-white beam that lights up the surroundings and draws the attention of oncoming traffic. The natural “daylight” lamp color is easy on your eyes and is tuned to enhance and amplify the reflective character of highway signs and lane markers. The long-life solid-state LED lamps are housed in sealed shock and vibration-resistant lamp assemblies that mount into the existing light housing. Installation is simple, and the plug-in lamps require no rewiring.




POLISHED REFLECTOR BOWLS

The efficient LED elements are hidden behind the lamp’s stylish center crossbar, and project their brilliant light onto the optically-tuned reflector bowls for a focused beam of light.

LOW-BEAM
REFLECTOR BOWL

AUXILIARY LAMPS

HIGH-BEAM
REFLECTOR BOWL



Not all products are available in all countries – please consult your dealer for details.

LIGHTING 745

Headlamps – LED



A. DAYMAKER REFLECTOR LED HEADLAMP & AUXILIARY LAMPS



A. 7" DAYMAKER™ REFLECTOR LED HEADLAMP

Headlamps feature a powerful low-beam that illuminates the top half of the lamp to produce a wide pool of general lighting and a high-beam that adds focused light from the lower section to add punch down the middle of the lane. The low-beam remains illuminated at all times. Meets DOT and ECE standards.

67700173††

Fits '12-'16 FLD, '94-'13 Touring (except Road Glide®) and '09-'13 Trike models. Also fits '94-later Softail® models equipped with Freight Train Headlamp Nacelle Kit. '06-'10 FLHTCUSE models require separate purchase of Wiring Harness P/N 71628-04.

67700189††

Fits '91-later FLS, FLSS, FLSTC, FLSTF, FLSTFB, FLSTFBS and FLSTN and '14-later Touring (except Road Glide) and Trike models. Does not fit Softail models equipped with Freight Train Headlamp Nacelle Kit. Touring and Trike models require separate purchase of Wiring Harness P/N 69200897.

Shown with:

4" DAYMAKER REFLECTOR LED AUXILIARY LAMPS

Auxiliary lamps feature reflector bowls that are shaped to add an enhanced pool of light in front and to the sides of the motorcycle. The smooth lens and center-bar reflector design complements the matching headlamp for a unified look. Meets DOT and ECE standards.

68000075††

Fits models with 4" round auxiliary forward lighting.

Also available:

LED HEADLAMP KIT WIRING HARNESS

Required for installation of LED headlamp on specific models.

69200897

Fits '14-later Touring (except Road Glide) and Trike models.

††



A. DAYMAKER REFLECTOR LED HEADLAMP & AUXILIARY LAMPS



A. DAYMAKER REFLECTOR LED HEADLAMP – FAT BOY WITH NACELLE



A. DAYMAKER REFLECTOR LED HEADLAMP & AUXILIARY LAMPS



Model Family Fitment:

V-ROD SPORTSTER DYNA
 SOFTAIL TOURING

Not all products are available in all countries – please consult your dealer for details.

746 LIGHTING

Headlamps – Auxiliary

A. DAYMAKER™ REFLECTOR LED FOG LAMPS

Compact 2.5" bullet-shaped reflector-optics fog lamps produce a bright white pool of light near the vehicle and fill in the dark area between the bike and the low-beam pattern. The fog lamps project a smooth light pattern spread without distracting "hot spots" and the natural "daylight" lamp color enhances and amplifies the reflective character of lane markers. Unlike some traditional fog lamps, the low-draw LED lamps do not burden the bike's electrical system. The long-life solid-state LED lamps are sealed in shock and vibration-resistant housings that mount to the engine guard or the Road Glide® fairing for a clean appearance. Fog lamps are DOT and ECE compliant.

Fits Dyna®, Softail®, Touring and Trike models equipped with 1.25" diameter Engine Guards. Also fits '15-later Road Glide models with separate purchase of fairing mount Road Glide LED Fog Lamp Mount Kit P/N P/N 68000183 or 68000184. Does not fit models with Mustache Engine Guards. Installation requires separate purchase of model-specific Clamp Kit and Wiring Harness Kit.

68000090†† Chrome Housing.

68000092†† Gloss Black Housing.

Also available:

LED FOG LAMP WIRING HARNESS

Required for installation of LED Fog Lamp P/N 68000090 or 68000092 on specific models.

69200863

Fits Dyna and Softail models. Kit includes universal handlebar-mounted switch.

69201108

Fits '97-later Road King® (except FLHRS) and '15-later Freewheeler® models. Kit uses Original Equipment nacelle switch to power the fog lamps for Road King. Freewheeler requires separate purchase of P/N 71522-08.

69201109

Fits '14-later Electra Glide®, Road Glide, Street Glide® and Tri Glide® models. Street Glide and Road Glide Custom models require separate purchase of Switch Pack P/N 69200172. Not required for fairing mount Road Glide LED Fog lamp mount kits, P/N 68000183 and 68000184.

69200864

Fits '97-'13 Electra Glide, Road Glide, Street Glide and Trike models. Models without an Original Equipment fog lamp switch require separate purchase of Switch Kit P/N 71505-96.

B. LED FOG LAMP ENGINE GUARD CLAMP KIT

Required for installation of LED Fog Lamp P/N 68000090 or 68000092 on specific models. Kit includes left and right clamp and all required mounting hardware. Lamps and wiring harnesses sold separately.

Fits Touring and Trike models equipped with 1.25" Engine Guards and fairing lowers.

68000170 Chrome.

68000142 Gloss Black.

Fits Dyna, Softail, Touring, and Trike models equipped with 1.25" engine guards. Does not fit models with Mustache Engine Guards. Does not fit models equipped with Original Equipment or accessory fairing lowers.

68000171 Chrome.

68000141 Gloss Black.

†† 



DAYMAKER REFLECTOR LED FOG LAMPS



A. DAYMAKER REFLECTOR LED FOG LAMPS – CHROME HOUSING



A. DAYMAKER REFLECTOR LED FOG LAMPS – GLOSS BLACK HOUSING



A. DAYMAKER REFLECTOR LED FOG LAMPS – CHROME & GLOSS BLACK



B. LED FOG LAMP ENGINE GUARD CLAMP KITS – CHROME & GLOSS BLACK



C. ROAD GLIDE LED FOG LAMP MOUNT KIT – CHROME



C. ROAD GLIDE LED FOG LAMP MOUNT KIT – CHROME



C. ROAD GLIDE LED FOG LAMP MOUNT KIT – GLOSS BLACK



C. ROAD GLIDE LED FOG LAMP MOUNT KIT – CHROME & GLOSS BLACK



D. PERFORMANCE HEADLAMP BULB

C. ROAD GLIDE® LED FOG LAMP MOUNT KIT

This elegant Mount Kit replaces the Original Equipment turn signal mount, and positions the Daymaker™ Reflector LED Fog Lamps and turn signals close to the fairing for a custom look. The resulting installation provides a supplemental pool of light in front of the motorcycle, and a clean, uncluttered look to your bike's profile. Mount can be used with Original Equipment or accessory Bullet Turn Signals. Available in chrome or gloss black finish, the kit includes left and right mounts and all required hardware. Requires separate purchase of Daymaker Reflector LED Fog Lamps.

Fits '15-later Road Glide models with Original Equipment or accessory bullet turn signals. Requires separate purchase of Daymaker Reflector LED Fog Lamps.

68000183 Chrome.

68000184 Gloss Black.

D. PERFORMANCE HEADLAMP BULB

This Xenon gas-filled replacement headlamp bulb lights the way with a whiter, more natural light. The coating on the lamp shows a slight blue tint to the oncoming traffic.

67074-02

Fits all models with replaceable headlamp bulb (except '02-later VRSCA, '04 VRSCB, '06-later VRSCR, VRSCX, VRSCF, '15-later XG, '08-'12 XR and models equipped with Dual Bulb Halogen Headlamp Kit P/N 67864-04 or 67863-04).

Model Family Fitment:

- V-ROD
- SPORTSTER
- DYNA
- SOFTAIL
- TOURING

Not all products are available in all countries – please consult your dealer for details.

748 LIGHTING

Headlamps – Bulbs

A. 7" DUAL BULB HALOGEN HEADLAMP KIT

Featuring a higher wattage high beam and advanced reflector optics, this Dual Bulb Halogen Headlamp features separate bulbs for high and low beam functions. The euro-inspired projector beam styling combines a state-of-the-art look with a CAD-developed faceted reflector bowl that is optimized for crisp patterns and light cut-off. The single upper bulb functions in low beam and both upper and lower bulbs operate in high beam mode. The low beam setting produces a wide curb-to-curb light pattern and the high beam adds focused light down the center of the lane without compromising width. Kit includes die cast aluminum housing, 55-watt low beam halogen lamp, 65-watt high beam halogen lamp and all necessary mounting hardware. Does not meet ECE regulations.

67700032

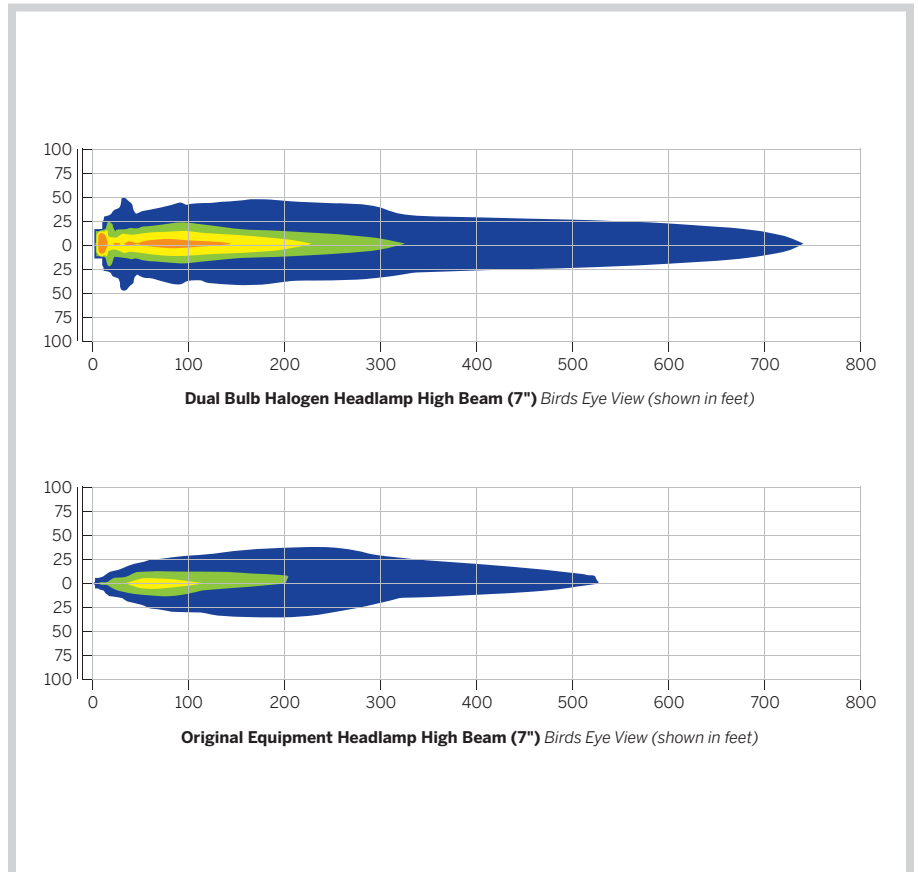
Fits '12-'16 FLD, '94-'13 Touring (except Road Glide®) and Trike models. Also fits '94-later FL Softail® models equipped with Freight Train Headlamp Nacelle Kit. Kit includes mounting ring assembly.



**A. DUAL BULB HALOGEN HEADLAMP KIT
(SHOWN WITH AUXILIARY LAMP BULB KIT – CLEAR LENS AND VERTICAL REFLECTOR OPTICS)**



A. DUAL BULB HALOGEN HEADLAMP KIT



**A. DUAL BULB HALOGEN HEADLAMP PERFORMANCE –
COMPARED WITH ORIGINAL EQUIPMENT HALOGEN LAMP**



B. BILLET HEADLAMP SHELL

B. BILLET HEADLAMP SHELL

Add style and substance to the front fork with this bullet-shaped Headlamp Shell. Manufactured from billet aluminum, this extended headlamp housing recesses the headlamp for a true custom appearance. The mirror-finish chrome surfaces and the close-fitting inner trim ring create the appearance of a one-piece design. Kit includes chrome-plated mounting hardware and a custom billet mount.

67704-03

Fits '99-'05 FXDWG and '00-later FXS, FXSB, FXSBSE, FXST, FXSTB, FXSTC and FXSTD models. Also fits '02-'11 VRSC™ models (except VRSCF) equipped with Installation Bracket P/N 68211-05. Not compatible with LED headlamps. (Does not fit International models.)

C. BULLET HEADLAMP KIT

Light the way to a custom look. This mirror chrome Bullet Headlamp Kit features a high-tech deep drawn aluminum housing that is precision machined for a perfect contour and surface finish. The visor-style shell adds a unique profile to the bike's front end and the complete kit includes a smooth lens lamp assembly with a replaceable halogen bulb.

Fits '06-later FXD, FXD35, FXDB, FXDC, FXDF and FXDSE, '06-'13 FXDL, '94-later FXDWG, '99-'00 FXR, '98-later XL883C, '96-'10 and '14-later XL1200C, '14-later XL1200V, '08-later FXCW, FXCWC, FXS, FXSB and FXSBSE, '99-'15 FXST and FXSTB, '86-'10 FXSTC and '00-'07 FXSTD models. Installation requires separate purchase of appropriate Headlamp Mounting System P/N 68595-06 or 69611-06. Not compatible with LED headlamps.

68593-06 5-3/4"

69851-06 4-1/2"

Shown with:

HEADLAMP MOUNTING SYSTEM FOR BULLET HEADLAMP

Chrome-plated headlamp mounts are designed to position the Bullet Headlamp Kit in the proper location for specific vehicle applications. The mount is machined from solid steel for performance and durability and is polished and plated for a superior custom look.

68595-06 Short Mount.

Fits '94-'05 FXDWG, '08-later FXCW, FXCWC, FXS, FXSB and FXSBSE, '99-'15 FXST and FXSTB, '86-'10 FXSTC and '00-'07 FXSTD models.

69611-06 Tall Mount.

Fits '98-later XL883C, '96-'10 and '14-later XL1200C, '14-later XL1200V, '99-'00 FXR, '06-'10 FXD, '06 FXD35, '06-later FXDB, FXDF and FXDWG, '06-'14 FXDC and '07-'08 FXDSE models. Also fits '00-later FX Softail® models equipped with Custom Inverted Front Fork Kit.

D. DUAL HEADLAMP KIT

First introduced on the Fat Bob® model, this unique Dual Headlamp housing adds a slimmed-down custom look to the Wide Glide® model's stretched front end. Complete kit includes headlamp housing, headlamp bulbs and mounting hardware.

69797-08 Domestic.

Fits '06-later FXDWG models.

69802-08†† International.

Fits '06-'08 FXDWG models.

†† (E)



C. BULLET HEADLAMP AND MOUNTING KIT – 5-3/4"



C. BULLET HEADLAMP AND MOUNTING KIT – 4-1/2"



D. DUAL HEADLAMP KIT

Model Family Fitment:

- V-ROD
- SPORTSTER
- DYNA
- SOFTAIL
- TOURING

Not all products are available in all countries – please consult your dealer for details.

750 LIGHTING

Headlamps – Auxiliary

A. AUXILIARY LIGHTING KIT

There's a lot of road on this planet and these chrome lamps will light the way. Just add the desired lamp bulb kit (sold separately) to complete the installation. The kit includes the chrome lamp housings and the chrome mounting brackets that match the contour of the triple tree and highlight the headlamp. Kit comes complete with the necessary wiring, switch and hardware for installation. Can be used with Turn Signal Relocation Kit P/N 68603-01 (Bulbs sold separately.)

68000110

Fits '14-later XL models (except XL1200CX, XL1200T and XL1200X).

68605-08A

Fits '06-later Dyna® models (except FLD).

69284-05

Fits '88-'13 XL, '88-'94 FXR, FXRS and FXLR (except models equipped with engine guards or Front Directional Signal Relocation Kit P/N 68517-94A) and '91-'05 Dyna models (except FXDS-CONV, FXDWG and FXDXT). '88-'97 XL883, '88-'96 XL883 Deluxe, '96-'97 XL1200S, '88-'94 FXRS-SP and '91-'92 FXDB-S require Turn Signal Relocation Kit P/N 68603-01.

Also available:

TURN SIGNAL RELOCATION KIT

This kit relocates the turn signals to the passing lamp bracket and allows the use of a detachable windshield. Kit includes all necessary hardware required for installation.

68603-01

Fits '88-later XL (except XL1200CX, XL1200T and XL1200X), '91-'05 Dyna and '84-later FXS, FXST, FXSTB and FXSTC models equipped with Auxiliary Lighting Kits.

Also available:

WINDSHIELD DOCKING HARDWARE AND TURN SIGNAL RELOCATION KIT

Required for installation of H-D® Detachables™ Windshields on FXDWG and FXST models equipped with Passing Lamps. Includes windshield mounting hardware and turn signal relocation hardware.

58361-03


Fits '93-'05 FXDWG and '84-'15 FXST, FXSTB and FXSTC models equipped with Auxiliary Lighting Kits.




A. AUXILIARY LIGHTING KIT – 68000110 SHOWN
(SHOWN WITH TURN SIGNAL RELOCATION KIT AND AUXILIARY LAMP BULB KIT)




A. AUXILIARY LIGHTING KIT – 68605-08A SHOWN
(SHOWN WITH AUXILIARY LAMP BULB KIT)



A. AUXILIARY LIGHTING KIT –
69284-05 SHOWN
(SHOWN WITH AUXILIARY LAMP BULB KIT)



A. AUXILIARY LIGHTING KIT
(69284-05 SHOWN)



**B. CUSTOM AUXILIARY LIGHTING KIT
(SHOWN WITH AUXILIARY LAMP BULB KIT)**

B. CUSTOM AUXILIARY LIGHTING KIT

Shaped by the wind, this Auxiliary Lighting Kit follows the contours of the triple tree and headlamp shell for a custom look. The chrome-plated cantilever brackets serve as stylized mounting points for the passing lamp housings and eliminate the cross brace and flat side supports of traditional auxiliary lamps. The brackets can also accommodate the bike's Original Equipment bullet turn signals if you choose to relocate them from the handlebar for a clean look. Kit includes die-cast aluminum brackets, lamp housings and all required wiring and hardware. All you need to add is your choice of bulb style and you'll light up the open road. Bulbs sold separately.

68000051

Fits '12-'16 FLD and '00-later FLS, FLSS, FLSTF, FLSTFB and FLSTFB models. Softail® models require the separate purchase of Mounting Kit P/N 68000069.

Also available:

CUSTOM AUXILIARY LIGHTING MOUNTING KIT – FAT BOY®

Required for installation of Custom Auxiliary Lighting Kit P/N 68000051 on Fat Boy and Softail Slim® models. Kit includes fasteners, wiring and windshield mounting hardware.

68000069

Required for installation of Custom Auxiliary Lighting Kit P/N 68000051 on Fat Boy and Softail Slim models.



**C. AUXILIARY LIGHTING KIT – FL SOFTAIL MODELS, CHROME
(SHOWN WITH AUXILIARY LAMP BULB KIT AND TURN SIGNAL RELOCATION KIT)**

C. AUXILIARY LIGHTING KIT – FL SOFTAIL MODELS

Function and style in one. This Auxiliary Lighting Kit features traditional mounting brackets and a tubular crossbar contoured to accent the headlamp. Available in bright chrome or gloss black finish, the kit includes lamp housings and all required wiring, toggle switch and hardware. All you need to add is your choice of bulb style and you'll light up the open road. (Bulbs sold separately.)

Fits '00-later FLS, FLSS, FLSTF, FLSTFB and FLSTFBS and '06 FLST models.

69287-07 Chrome.

68000026 Gloss Black.

Shown with:

TURN SIGNAL RELOCATION KIT FOR AUXILIARY LIGHTING KITS

Easy to install, this kit relocates the turn signals from the handlebar to the auxiliary lamp chrome mounting bracket. Provides a clean look to the front end of the motorcycle by removing wires and lights from the handlebar area. Kit includes turn signals for auxiliary lamps, mounting bracket and all necessary hardware.

Fits Softail models equipped with Auxiliary Lighting Kit P/N 69287-07 or 68000026.

68413-99A Domestic.

68412-99A^{††} International.

†† (E)



**C. AUXILIARY LIGHTING KIT – FL SOFTAIL MODELS, GLOSS BLACK
(SHOWN WITH AUXILIARY LAMP BULB KIT)**

Model Family Fitment:

- | | | |
|--|--|---|
| V-ROD | SPORTSTER | DYNA |
| SOFTAIL | TOURING | |

Not all products are available in all countries – please consult your dealer for details.

752 LIGHTING

Headlamps – Auxiliary

A. DELUXE AUXILIARY LIGHTING KIT – FL SOFTAIL® MODELS

Shaped by the wind, these billet-look mounting brackets hug the contour of the smooth chrome Triple Tree Cover (included). Separate purchase of the sealed lamp is required to allow the flexibility to choose from four different styles. Bulbs sold separately.

Fits '00-later FLS, FLSS, FLSTF, FLSTFB and FLSTFBS and '06 FLST models. Compatible with Nostalgic Windshield Kit P/N 57140-05, 57181-05 and 57141-05 only. Will not fit with Chrome Headlamp Nacelle Kit P/N 67907-96B.

68669-05A Domestic.

68670-05A†† International.

B. AUXILIARY LAMP BULB KITS

Available in 3 lens styles, these sealed beam bulbs are a direct replacement for Original Equipment or accessory Auxiliary Lighting Kits.

Fits all models with Original Equipment or accessory Auxiliary Lighting Kits (except '14-later Electra Glide®, Street Glide®, Ultra Limited and Trike models). Sold in pairs.

1. Smoked with Lens Optics

68273-03A

2. Clear Lens with Halogen Bulb

68208-98A

3. Clear Lens and Vertical Reflector Optics

68348-05

C. INDEPENDENT CONTROL AUXILIARY LAMP WIRE HARNESS KIT

Maximize your nighttime view down a lonely stretch of back road. This simple-to-install wiring harness permits independent control of your bike's auxiliary lamps and allows the lamps to be switched on when the headlamp is in either the low or high beam setting.

69200441

Fits '98-'13 Electra Glide, Street Glide and Trike models equipped with auxiliary lamps.

69200442

Fits '96-later FL Softail and '97-'13 Road King® models equipped with auxiliary lamps.

†† (E)



A. DELUXE AUXILIARY LIGHTING KIT – FL SOFTAIL MODELS (SHOWN WITH AUXILIARY LAMP BULB KIT)



B. AUXILIARY LAMP BULB KITS



C. INDEPENDENT CONTROL AUXILIARY LAMP WIRE HARNESS KIT (TOURING SHOWN)

Not all products are available in all countries – please consult your dealer for details.




D. CUSTOM AUXILIARY LIGHTING KIT – CHROME
(67800367 SHOWN)



D. CUSTOM AUXILIARY LIGHTING KIT – CHROME



D. '97-'13 MODELS



D. '14-LATER MODELS



D. CUSTOM AUXILIARY LIGHTING KIT – GLOSS BLACK



D. '97-'13 MODELS



D. '14-LATER MODELS

D. CUSTOM AUXILIARY LIGHTING KIT

Shaped by the wind, this Auxiliary Lighting Kit follows the contours of the triple tree and headlamp shell for a custom look. The elegant cantilever brackets serve as stylized mounting points for the passing lamp and turn signal housings and eliminate the cross brace and flat side supports of traditional auxiliary lamps.

Fits '14-later FLHX and FLHXS models. Kit includes passing lamp housings, retaining rings, mounting brackets, bullet turn signals, auxiliary lamp switch and hardware. Auxiliary Lamp Bulbs sold separately.

67800367 Chrome.

67800366 Gloss Black.

Fits '06-'13 FLHX models. Kit includes passing lamp housings, retaining rings, mounting brackets, auxiliary lamp switch and hardware. Auxiliary Lamp Bulbs and Bullet Turn Signal Kits sold separately.

69818-06 Chrome.

68000042 Gloss Black.

Fits '97-'13 Electra Glide® and '94-later Road King® models. Does not fit Street Glide® models. Road King models equipped with windshield require separate purchase of Hardware Kit P/N 69235-04. CVO Road King models require the purchase of additional components. For installation on FLHRS models that do not presently have a windshield, but wish to install a windshield, the additional purchase of Hardware Kit P/N 69234-04 is required. Kit includes passing lamp housings, mounting brackets and hardware. Installation reuses Original Equipment sealed beam lamps and retaining rings. Bullet Turn Signal Kits sold separately.

69227-04A Chrome.

68000043 Gloss Black.

Also available:

CUSTOM AUXILIARY LAMP BRACKET TURN SIGNAL KIT

Add your choice of Bullet Style Turn Signals to the Custom Passing Lamp Bracket. Select from amber, clear or smoked lens turn signal kits to complement your custom direction. Kit includes left and right bullet turn signal housing, two lenses and two front bulbs.

Fits '94-'13 FLHR and '97-'13 FLHT and FLHX models equipped with Custom Auxiliary Lighting Bracket Kits.

69230-04 Chrome Amber Lens, Clear Bulb.

69228-04 Chrome Smoked Lens, Amber Bulb.

67800166 Black Smoked Lens, Amber Bulb.

Also available:

CUSTOM AUXILIARY LAMP BRACKET HARDWARE KIT

Add Custom Passing Lamp Brackets to your Road King model.

69235-04

Required to install the Custom Auxiliary Lighting Bracket Kit P/N 69227-04A on '94-'13 Road King models equipped with a H-D® Detachables™.

69234-04

Required to install the Custom Auxiliary Lighting Bracket Kit P/N 69227-04A on FLHRS models not presently equipped with a windshield, but wish to install a windshield at the same time or in the future.

Model Family Fitment:

- V-ROD
- SPORTSTER
- DYNA
- SOFTAIL
- TOURING

Not all products are available in all countries – please consult your dealer for details.

754 LIGHTING

Headlamp Trim

A. TRIM RING COLLECTION

This chrome-plated Headlamp Trim Ring extends forward, giving the headlamp assembly a "frenched" look reminiscent of classic hot rod car designs by recessing the headlamp and adding the appearance of depth. Functions as a direct replacement for the Original Equipment trim ring, except when used with P/N 69627-99, where it easily installs over the Original Equipment trim ring. (Does not fit with Accessory Headlamp Visor or Passing Lamp Visor.)

1. 69627-99 Headlamp.
Fits '12-'16 FLD, '94-later Road King®, '83-'13 Touring (except Tour Glide® and Road Glide®) and '08-'13 Trike models. Also Fits '86-later FL Softail® models with Freight Train Headlight Nacelle. (Does not fit with Fairing Bra P/N 57800-00.)

2. 69622-99B Passing Lamp.
Fits '62-later models equipped with Original Equipment or accessory Auxiliary Lamp Kits. Sold in pairs.


3. 69740-01 Turn Signal – Flat Lens.
Fits flat lens turn signals on rear of '06 FLST, '94-later FLSTC, '94-'97 FLSTN and on the front and rear of '14-later FLHR, FLHRC and '88-'13 Touring (except FLHRS, FLHX and '04-'13 FLTR) models. Also fits FL Softail models with front Turn Signal Relocation Kit P/N 68413-99 or 68412-99.

67700215 Headlamp.
Fits '14-later Electra Glide®, Street Glide®, Ultra Limited and Tri Glide® models.


69626-99 Headlamp.
Fits '94-later FLS, FLSS, FLSTF, FLSTFB, FLSTFBS and FLSTN and '15-later FLRT models.

69623-99A Headlamp.
Fits '94-99 FXSTC, '94-'15 FXLR, FXST, FXSTB, '94-later Dyna® (except FXDF and FLD equipped with 7" headlamp) and '04-later XL883, XL1200L, XL883L, XL883N, XL883R, XL1200N, XL1200T, XL1200X and XL1200R and '05 VRSCB models. Also fits '08-'13 FLSTSB and FXS models.

69624-99A Headlamp.
Fits '96-later XL883C, XL1200C and XL1200V, '16-later XL1200CX, '99 FXR, '16-later FXDLS, '97-'03 FLSTS, '05-'07 FLSTSC, '16-later FXSE, '07-'10 FXSTC, '00-'07 FXSTD, '93-'06 FXSTS and '95-'97 FXSTSB models.



**A. TRIM RING COLLECTION
(HEADLAMP, PASSING LAMP AND TURN SIGNAL TRIM RINGS) – ROAD KING**



A. HEADLAMP TRIM RING – ELECTRA GLIDE



A. HEADLAMP TRIM RING – SOFTAIL STANDARD



A. HEADLAMP TRIM RING – DYNA LOW RIDER



A. HEADLAMP TRIM RING – XL883 LOW



**B. VISOR STYLE TRIM RING COLLECTION
(HEADLAMP, PASSING LAMP AND TURN SIGNAL TRIM RINGS) – ROAD KING**

B. VISOR STYLE TRIM RING COLLECTION

These chrome-plated Visor Style Trim Rings recess the headlamp into the housing and add a traditional "eyebrow" design to the headlamp shell. The trim ring stretches the profile of the bike for a long, lean appearance. Add matching Visor Style Passing Lamp and Turn Signal Trim Rings for a true custom look.

1. 69733-05 Headlamp.
Fits '12-'16 FLD, '94-later Road King®, '83-'13 Touring (except Tour Glide® and Road Glide®) and '08-'13 Trike models. Also fits '86-later FL Softail® models with Freight Train Headlight Nacelle. (Does not fit with Fairing Bra P/N 57800-00.)

2. 69732-05 Passing Lamp.
Fits '62-later models equipped with Original Equipment or accessory Auxiliary Lamp Kits. Sold in pairs.

3. 69749-05 Turn Signal – Flat Lens.
Fits flat lens turn signals on rear of '06 FLST, '94-later FLSTC, '94-'97 FLSTN and on the front and rear of '14-later FLHR, FLHRC and '88-'13 Touring (except FLHRS, FLHX and '04-'13 FLTR) models. Also fits FL Softail models with front Turn Signal Relocation Kit P/N 68413-99 or 68412-99.

67700216 Headlamp.
Fits '14-later Electra Glide®, Street Glide®, Ultra Limited and Tri Glide® models.

69734-05 Headlamp.
Fits '94-later FLS, FLSS, FLSTF, FLSTFB, FLSTFBS and FLSTN and '15-later FLRT models.

69735-05 Headlamp.
Fits '05 VRSCB, '04-later XL883, XL883L, XL883N, XL883R, XL1200L, XL1200N, XL1200R, XL1200T and XL1200X, '16-later XL1200CX, '94-later Dyna® (except FXDF and FLD equipped with 7" headlamp), '94-'15 FXLR, FXST and FXSTB, '08-'13 FLSTSB and FXS, '16-later FXSE and '94-'99 FXSTC models.

69738-05 Headlamp.
Fits '96-later XL883C, XL1200C and XL1200V, '16-later XL1200CX, '99 FXR, '97-'03 FLSTS, '05-'07 FLSTSC, '07-'10 FXSTC, '00-'07 FXSTD, '93-'06 FXSTS and '95-'97 FXSTSB models.



B. VISOR STYLE TRIM RING – ELECTRA GLIDE



B. VISOR STYLE TRIM RING – SOFTAIL DELUXE



B. VISOR STYLE TRIM RING – XL/DYNA



B. VISOR STYLE TRIM RING – XL CUSTOM

Model Family Fitment:

- V-ROD
- SPORTSTER
- DYNA
- SOFTAIL
- TOURING

Not all products are available in all countries – please consult your dealer for details.

756 LIGHTING

Headlamp Trim Rings

A. HEADLAMP TRIM RING – BURST COLLECTION

Sculpted machining sends reflections of light in all directions. This Headlamp Trim Ring features a rich black anodized finish that is machined to expose the highlights of raw aluminum. The contrasting cut-back look makes a powerful visual statement and works great with both traditional and contemporary customizing styles. Easy to install.

61400319

Fits '14-later Electra Glide®, Street Glide®, Ultra Limited and Tri Glide® models.

61400149

Fits '96-'13 Electra Glide, Street Glide and Trike models (except '11-'13 FLHTCUSE and '11 FLHXSE). Does not fit with Fairing Bra P/N 57800-00. Does not fit with accessory headlamps P/N 67700040A, 67700243 or 90050-02A.

Shown with:

AUXILIARY LAMP TRIM RINGS – BURST COLLECTION

Lamp Trim Rings feature a rich black anodized finish that is machined to expose the highlights of raw aluminum. Easy to install.

61400255

Fits '62-later models equipped with Original Equipment or accessory Auxiliary Lamp Kits. Sold in pairs.



A. HEADLAMP TRIM RING – BURST COLLECTION
(SHOWN WITH BURST AUXILIARY LAMP TRIM RINGS)

B. HEADLAMP TRIM RING – GLOSS BLACK

Finish the Dark Custom look by replacing the Original Equipment chrome headlamp trim ring with sinister black. Easy to install, the ring's rich black surface matches the stock headlamp shell finish for a unified look.

46555-03B 7" Headlamp.

Fits '94-later Touring (except Road Glide®) and FLHTCUTG models.

67700115 7" Headlamp.

Fits '08-later FLS, FLSS, FLSTF, FLSTFB, FLSTFBS and FLSTN and '15-later FLRT models.

67700116 5-3/4" Headlamp.

Fits '05 VRSCB, '06-'08 VRSCD, '07-'11 VRSCDX, '04-later XL883L, XL883N, XL883R, XL1200R, XL1200N, XL1200T, XL1200X, '04-'11 XL883C, XL1200C, '16-later XL1200CX, '93-later Dyna® (except FLD and FXDF) and '11-'13 FXS and '13-later FXSB models.

67700117 4" Passing Lamp.

Fits '62-later models equipped with Original Equipment or accessory Auxiliary Lamp Kits. Sold in pairs.



B. HEADLAMP TRIM RING – GLOSS BLACK
(ROAD KING SHOWN)



B. HEADLAMP TRIM RING – GLOSS BLACK
(FAT BOY SPECIAL SHOWN)

C. CONTOURED HEADLAMP TRIM RING

Add an integrated look to your headlamp. The Contoured Headlamp Trim Ring, introduced on the Screamin' Eagle® Road King® model, is designed to visually reduce the space between the headlamp bulb and the headlamp housing for a sleek, custom style. The bright chrome finish matches the headlamp housing for a factory original look.

69604-03A

Fits '83-later Touring (except Tour Glide® and Road Glide®). Also fits '86-later FL Softail® models with Freight Train Headlight Nacelle. Does not fit Trike models.



B. HEADLAMP TRIM RING – GLOSS BLACK
(IRON 883 SHOWN)



C. CONTOURED HEADLAMP TRIM RING



D. TRIM RING COLLECTION – GLOSS BLACK (ELECTRA GLIDE SHOWN)



D. TRIM RING COLLECTION – GLOSS BLACK (ROAD KING SHOWN)



E. VISOR STYLE TRIM RING COLLECTION – GLOSS BLACK (ELECTRA GLIDE SHOWN)



E. VISOR STYLE TRIM RING COLLECTION – GLOSS BLACK (ROAD KING SHOWN)



F. FREIGHT TRAIN HEADLIGHT NACELLE – CHROME



F. FREIGHT TRAIN HEADLIGHT NACELLE – GLOSS BLACK

D. TRIM RING COLLECTION – GLOSS BLACK

This easy to install Headlamp Trim Ring extends forward, giving the headlamp assembly a "frenched" look reminiscent of classic hot rod car designs by recessing the headlamp and adding the appearance of depth. Does not fit with accessory Headlamp Visors or Passing Lamp Visors.

61400294 7" Headlamp – Gloss Black.
Fits '14-later Electra Glide®, Street Glide®, Ultra Limited and Tri Glide® models.

61400295 7" Headlamp – Gloss Black.
Fits '12-'16 FLD, '83-'13 Touring (except Tour Glide® and Road Glide®), '94-later Road King® and '08-'13 Trike models. Also fits '86-later FL Softail® models with Freight Train Headlight Nacelle. Does not fit with Fairing Bra P/N 57800-00.

E. VISOR STYLE TRIM RING COLLECTION – GLOSS BLACK

These easy to install Visor Style Trim Rings recess the headlamp into the housing and add a traditional "eyebrow" design to the headlamp shell. The trim ring stretches the profile of the bike for a long, lean appearance.

61400292 7" Headlamp – Gloss Black.
Fits '14-later Electra Glide, Street Glide, Ultra Limited and Tri Glide models.

61400293 7" Headlamp – Gloss Black.
Fits '12-'16 FLD, '83-'13 Touring (except Tour Glide and Road Glide), '94-later Road King and '08-'13 Trike models. Also fits '86-later FL Softail models with Freight Train Headlight Nacelle. Does not fit with Fairing Bra P/N 57800-00.

F. FREIGHT TRAIN HEADLIGHT NACELLE

If the shape of this nacelle seems to reflect the image of the 1960s FL models, that's because the spirit of the past is built right in. Bold locomotive styling adds visual strength to the bike's profile and stretches the rider's view to the horizon when looking over the headlamp. Coupled with the separate purchase of the Nacelle Hardware Kit P/N 67897-96B, the nacelle fits with an existing H-D® windshield and/or passing lamps. Kit includes hardware required for installation of the nacelle with a detachable windshield without passing lamps. Separate Hardware Kit is required when installing nacelle with passing lamps or rigid mount windshield.

Fits '86-later FLST, FLSTF, FLSTFB, FLSTFBS and FLSTC models. '07-later FLSTF, FLSTFB and FLSTFBS models with Original Equipment 1.25" handlebar require separate purchase of Riser Kit P/N 56789-05. '09-later FLSTC models with Original Equipment 1.0" handlebar requires separate purchase of Riser Kit P/N 46809-09.

61300420 Chrome.

61300421 Gloss Black.

Model Family Fitment:

- V-ROD
- SPORTSTER
- DYNA
- SOFTAIL
- TOURING

Not all products are available in all countries – please consult your dealer for details.

758 LIGHTING

Headlamp Trim Rings

A. LAMP VISORS

This complete collection of Lamp Visors dresses your bike for a true custom look.

Headlamp

Fits 7" Headlamp (except '14-later FLHTCU, FLHTCUL, FLHTK, FLHTKL and FLHTCUTG). (Does not fit with Accessory Headlamp Trim Rings.)

69793-07 Skull.

67752-77T Classic Chrome.

67791-91T Eagle Wing.

Headlamp

Fits 5-3/4" Headlamp. (Does not fit Springer®, XL883C, XL1200C, XL1200V or models with Accessory Headlamp Trim Rings.)

69794-07 Skull.

67750-88T Classic Chrome.

67751-91T Eagle Wing.

Passing Lamp

Fits all Passing Lamps. ('87-later models require Passing Lamp Trim Rings P/N 68775-93TA.) (Does not fit models with Passing Lamp Trim Rings P/N 69622-99B or 69732-05.) Sold in pairs.

69795-07 Skull.

67783-78T Classic Chrome.

67796-91T Eagle Wing.

Flat Lens Turn Signal

Fits front turn signals on '88-later FLSTC, '94-later FLHR, '07-later FLHRC, '86-'09 FLHT, '86-'13 FLHTC, '89-'13 FLHTCU and '10-'13 FLHTK models. Sold in pairs.

69791-07 Skull.

67734-88T Classic Chrome.

67735-91T Eagle Wing.

Flat Lens Turn Signal

Fits rear turn signals on '86-'92 FXRT, '86-'90 FLST, '88-later FLSTC, '94-later FLHR, '07-later FLHRC, '86-'09 FLHT, '86-'13 FLHTC, '89-'13 FLHTCU and '10-'13 FLHTK models. Also fits front and rear turn signals on '88-'91 FLTC, '89-'96 FLTCU and '99-'03 FLTR models. Sold in pairs.

69792-07 Skull.

67737-88T Classic Chrome.

67738-91T Eagle Wing.

Also available:

ROAD KING® HEADLAMP VISOR MOUNTING KIT

Allows 7" headlamp visors to be mounted on Road King motorcycle.

67761-96


Fits '94-later FLHR models. Visor and Trim Ring not included.

Also available:

PASSING LAMP TRIM RINGS

68775-93TA

Replaces Original Equipment P/N 68725-62. Required for proper installation of H-D® Passing Lamp Visors on '87-later models (except FXSTD).



A. SKULL COLLECTION LAMP VISORS



A. CLASSIC CHROME LAMP VISORS



A. EAGLE WING LOGO LAMP VISORS

LIGHTING 759

Illuminated Head Lamp & Fairing Trim



B. ELECTRA GLO LIGHT RINGS (SHOWN WITH ELECTRA GLO FAIRING EDGE LIGHTS)



B. ELECTRA GLO LIGHT RINGS – CHROME



B. ELECTRA GLO LIGHT RINGS – GLOSS BLACK



C. ILLUMINATED WINDSHIELD TRIM – CHROME



C. ILLUMINATED WINDSHIELD TRIM – GLOSS BLACK

B. ELECTRA GLO LIGHT RINGS

Capture the attention of everyone you pass. These euro-inspired Electra Glo Light Rings add a dramatic visual element to the front of your bike. Featuring a brilliant arc of individual white LED lamps, these rings add a distinctive look that defines your style. Sized to fit headlamp and auxiliary lamps on a wide variety of models, the Light Rings are available in chrome and black finishes to complement your customizing direction.

Fits '83-later Touring (except Tour Glide® and Road Glide®) and '09-later Trike models. Fits '12-'16 FLD, '97-later FL Softail® and '94-later FLHR and FLRT models with Headlight Nacelle. Softail models require separate purchase of Wiring Harness P/N 69200602. '14-later FLHR models require the separate purchase of Harness Kit P/N 69200850. '14-later Electra Glide®, Street Glide® and Tri Glide® require separate purchase of Fairing Power Extension Harness P/N 69200921 if installed with Hidden AM/FM/WB Antenna P/N 76000513 or Electra Glo Fairing Edge Lights.

61400152A 7" Headlamp, Chrome.

61400153A 7" Headlamp, Gloss Black.

Fits '97-later FLS, FLSS, FLSTF, FLSTFB, FLSTFBS and FLSTN models. Does not fit models with Headlight Nacelle.

61400154 7" Headlamp, Chrome.

61400155 7" Headlamp, Gloss Black.

Fits '97-later Softail, '83-later Touring (except Tour Glide and Road Glide), '08-later Trike models equipped with original equipment or accessory auxiliary lights. Fits '96-later Dyna® and '04-later Sportster® models equipped with accessory auxiliary lights. '14-later FLHR models require the separate purchase of Harness Kit P/N 69200850 (if not already installed for a 7" ring) '14-later Electra Glide, Street Glide and Tri Glide require separate purchase of Fairing Power Extension Harness P/N 69200921 if installed with Hidden AM/FM/WB Antenna P/N 76000513 or Electra Glo Fairing Edge Lights. Does not fit with lamp visors.

61400094 4" Auxiliary Lamp, Chrome.

61400141 4" Auxiliary Lamp, Gloss Black.

Also available: (not shown)

ELECTRA GLO HEADLAMP TRIM WIRING HARNESS

69200602

Required when installing 7" Electra Glo Light Rings on '97-later FL Softail models equipped with Headlight Nacelle.

69200850

Required when installing 7" and 4" Electra Glo Light Rings on '14-later FLHR models.

C. ILLUMINATED WINDSHIELD TRIM

Smoked lenses hide bands of amber LED lamps that glow as running lamps when the ignition is on, and the two outer clusters function as auxiliary directional indicators when the turn signals are activated. The wiring is concealed inside the fairing for a clean, custom appearance. Complete kit includes all necessary mounting hardware.

Fits '14-later Electra Glide, Street Glide, Ultra Limited and Tri Glide models. Installation on CVO models requires removal of current windshield trim. Not for use with Three-Pocket Fairing Pouch P/N 93300054B.

57000394 Chrome.

57000395 Gloss Black.

Model Family Fitment:

- V-ROD
- SPORTSTER
- DYNA
- SOFTAIL
- TOURING

Not all products are available in all countries – please consult your dealer for details.

760 LIGHTING

Turn Signals

A. LED BULLET TURN SIGNAL INSERT KIT

Grab the attention of the traffic around you. These LED Turn Signal Inserts feature a single bright, fast-acting amber or red LED lamp sealed in a waterproof housing. The multi-faceted reflector amplifies the light, and the focused lens spreads the light across the lamp's surface. The drop-in lamp assembly replaces the bulb and reflector in the stock bullet turn signal housing for a simple on-bike installation, and the included plug-in harness and crimp connectors attach directly to the existing turn signal wiring. Installation does not require a control box or load equalizer for correct operation. Kit includes 2 LED modules, 2 wiring harnesses, and crimping connectors. Customize the look with your choice of outer lens cover color. Lenses sold separately. Amber Inserts are DOT/ECE compliant. Red Inserts are DOT compliant.

Fits '14-later XL, '12-'16 FLD and FXDC, '12-later FLS and FLSS, '11-later FLSTN and FXST, '16-later FLSTF, FLSTFB, FLSTFBS and FXSB, '12 FLSTSE and '14-later Touring and Trike models.

67800639†† Amber LED Insert.

67800640 Red LED Insert.

B. LENSES FOR LED BULLET TURN SIGNAL INSERTS

Add a unique touch to your bike. These Turn Signal Lens Kits replace the Original Equipment lenses when you install LED Bullet Turn Signal Inserts P/N 67800639 or 67800640. Available in amber, clear, smoked and red to match your style or functional needs. Kit contains 2 lenses.

67800642†† Amber Lenses.

For use with Amber LED Bullet Turn Signal Insert Kit. Fits most models with Original Equipment bullet style turn signals. Does not fit accessory LED Bullet Turn Signal Kit. ECE/DOT compliant.

67800643†† Smoked Lenses.

For use with Amber or Red LED Bullet Turn Signal Insert Kit. Fits most models with Original Equipment bullet style turn signals. Does not fit accessory LED Bullet Turn Signal Kit. ECE/DOT compliant with Amber insert. DOT compliant with Red insert.

67800644†† Clear Lenses.

For use with Amber or Red LED Bullet Turn Signal Insert Kit. Fits most models with Original Equipment bullet style turn signals. Does not fit accessory LED Bullet Turn Signal Kit. ECE/DOT compliant with Amber insert. DOT compliant with Red insert.

67800645 Red Lenses.

For use with Red LED Bullet Turn Signal Insert Kit. Fits most models with Original Equipment bullet style turn signals. Does not fit accessory LED Bullet Turn Signal Kit. DOT compliant.

†† E




A. LED BULLET TURN SIGNAL INSERT KIT



A. LED BULLET TURN SIGNAL INSERT KIT – AMBER (SHOWN WITH CLEAR LENS)



A. LED BULLET TURN SIGNAL INSERT KIT – RED (SHOWN WITH CLEAR LENS)



B. LENSES FOR LED BULLET TURN SIGNAL INSERTS – AMBER



B. LENSES FOR LED BULLET TURN SIGNAL INSERTS – SMOKED



B. LENSES FOR LED BULLET TURN SIGNAL INSERTS – CLEAR



B. LENSES FOR LED BULLET TURN SIGNAL INSERTS – RED

Not all products are available in all countries – please consult your dealer for details.



C. LED BULLET TURN SIGNAL KIT – TOURING, CHROME



C. LED BULLET TURN SIGNAL KIT – TOURING, GLOSS BLACK



C. LED BULLET TURN SIGNAL KIT – AMBER LENS



C. LED BULLET TURN SIGNAL KIT – SMOKED LENS



C. LED BULLET TURN SIGNAL KIT – RED LENS



D. TURN SIGNAL LENS KIT – CLEAR, BULLET LENS



D. TURN SIGNAL LENS KIT – SMOKED, BULLET LENS

C. LED BULLET TURN SIGNAL KIT

These Turn Signals feature fast-acting, extra bright LEDs set in compact bullet-shaped die-cast chrome housings. In the front, the lights function as running light and directional indicators. In the rear, the lights function as running light, brake light and directional indicators. The front amber lights are available in your choice of smoked or amber lens and the red rear lights are offered with either smoked or red lens. Installation does not require installation of a "control box" or load equalizer and the turn signals attach directly to existing wiring without cutting or splicing. Featuring a Bar & Shield® medallion, these signals are the perfect match for the available LED Tail Lamps. Sold in pairs. Meets DOT requirements.

Fits '14-later Touring and Tri Glide® models with bullet turn signals.

67800477 Chrome – Amber Lens.

67800478 Chrome – Smoked Lens.

67800479 Black – Amber Lens.

67800480 Black – Smoked Lens.

Fits '12-later Dyna® (except '15-later FXDBC), '11-later FLS, FLSS, FLSTF, FLSTFB, FLSTFBS and FXS and '08-'11 FLSTSB models. Does not fit '11-'12 FLSTSE models.

67800061 Front, Amber Lens.

67800060 Front, Smoked Lens.

Fits '12-later FXDC, '12-'13 FXDF, '11-later FLS, FLSS, FLSTF, FLSTFB and FLSTFBS and '08-'11 FLSTSB models. Does not fit '11-'12 FLSTSE models. Not for use with Layback License Plate Kit P/N 60215-06.

67800055A Rear, Smoked Lens.

67800056A Rear, Red Lens.

D. TURN SIGNAL LENS KIT – SMOKED AND CLEAR

Add a unique touch to your bike. These Turn Signal Lens Kits replace the amber lenses for a clean front and rear appearance. Available in clear and smoked versions. Meets DOT requirements.

Fits '00-later models with bullet turn signals (except VRSC™ and models equipped with rear red lens stop/turn/tail signals). Will also fit V-Rod® models equipped with Chrome Turn Signal Kit P/N 69374-05 or 69065-05. Kit includes 4 lenses and 4 amber bulbs.

69303-02 Clear – Bullet Lens.

69304-02 Smoked – Bullet Lens.

Fits front lenses on '08-later XL883N, XL1200CX, XL1200N, XL1200T and XL1200X, '11-later XL1200C and XL1200V, '12-later FLS and FLSS, '08-'11 FXCW and FXCWC, '16-later FXDLS, '11-'13 FXS and '16-later FXSE models. This kit includes 2 lenses and 2 amber bulbs.

69208-09 Smoked – Bullet Lens.

Model Family Fitment:

- V-ROD
- SPORTSTER
- DYNA
- SOFTAIL
- TOURING

Not all products are available in all countries – please consult your dealer for details.

762 LIGHTING

Turn Signals

A. LED FLAT LENS TURN SIGNALS

Beautiful signature light for models with Flat Lens Turn Signals. These turn signals feature fast-acting, extra bright LEDs set in low-profile die-cast chrome housings. In the front, the lights function as running light and directional indicators. In the rear, the lights function as running light, brake light and directional indicators. The front amber lights are available in your choice of smoked or amber lens and the red rear lights are offered with either smoked or red lens. Installation does not require installation of a "control box" or load equalizer and the turn signals attach directly to existing wiring without cutting or splicing. Featuring pillow-style optics, a horizontal chrome band and a Bar & Shield® medallion, these signals are the perfect match for the available LED Tail Lamps. Sold in pairs. Meets DOT requirements.



A. LED FLAT LENS TURN SIGNAL – AMBER

Fits '14-later Touring models equipped with flat lens turn signals.

67800374 Front, Amber Lens.

67800375 Front, Smoked Lens.

Fits '01-later FLSTC and '01-'13 Touring models equipped with flat lens turn signals.

68411-10 Front, Amber Lens.

68435-10 Front, Smoked Lens.

Fits '99-later FLSTC and '01-later Touring models equipped with flat lens turn signals.

68127-10 Rear, Smoked Lens.

68128-10 Rear, Red Lens.



A. LED FLAT LENS TURN SIGNAL – SMOKED

B. TURN SIGNAL LENS KIT – SMOKED AND CLEAR

Add a unique touch to your bike. These Turn Signal Lens Kits replace the amber lenses for a clean front and rear appearance. Available in clear and smoked versions. Meets DOT requirements.

Fits '86-later models with Flat Turn Signal Lenses. Kit includes 4 lenses and 4 amber bulbs.

69307-02 Clear – Flat Lens.

69308-02 Smoked – Flat Lens.



A. LED FLAT LENS TURN SIGNAL – RED



B. TURN SIGNAL LENS KIT –
FLAT LENS, CLEAR

B. TURN SIGNAL LENS KIT –
FLAT LENS, SMOKED

LIGHTING 763

Turn Signals



C. LIGHT BAR WITH LED BULLET TURN SIGNALS – BLACK WITH SMOKED LENSES

C. LIGHT BAR WITH LED BULLET TURN SIGNALS

These Turn Signals feature fast-acting, extra bright LEDs set in compact bullet-shaped die-cast housings. Available with red or smoked lenses, these lamps glow a bright red color when functioning as brake lamps, running lights and directional indicators. The kit includes the Rear Light Bar with integrated down-lighting for the license plate, bullet lamp housings and wiring. Installation does not require installation of a "control box" or load equalizer and the turn signals attach directly to existing wiring without cutting or splicing. These LED signals are the perfect match for the available LED Front Turn Signals. Meets DOT requirements.

Fits '14-later FLHX, FLHXS, FLTRX, and FLTRXS models with Original Equipment rear bullet stop/turn/tail light bar.

67800493 Black – Red Lens.

67800494 Black – Smoked Lens.

67800491 Chrome – Red Lens.

67800492 Chrome – Smoked Lens.

D. CENTER-MOUNT AUXILIARY RUNNING AND BRAKE LIGHT*

Brilliant red center-mount running and brake light grabs the attention of following vehicles. The fast-acting long life LEDs glow red when ignition is on and intensify when the brakes are applied. The low-profile chrome shell attaches to and hugs the contour of the turn signal bar for a custom look. Plug-in connection for easy installation.

68000119A

Fits '14-later FLHX, FLHXS, FLTRX and FLTRXS models.

68000029A

Fits '10-'13 FLHX and FLTRX models.



C. LIGHT BAR WITH LED BULLET TURN SIGNALS – CHROME WITH RED LENSES



C. LIGHT BAR WITH LED BULLET TURN SIGNALS



D. CENTER-MOUNT AUXILIARY RUNNING & BRAKE LIGHT



***WARNING:** Disconnecting your DOT required tail, brake and turn signal lighting could reduce your visibility to others and result in death or serious injury.

Model Family Fitment:

- V-ROD
- SPORTSTER
- DYNA
- SOFTAIL
- TOURING

Not all products are available in all countries – please consult your dealer for details.

764 LIGHTING

Turn Signals

A. BULLET REAR LIGHT BAR – GLOSS BLACK

Complete the "blacked-out" treatment of your custom Touring bike. This complete kit replaces the Original Equipment chrome bar and lamps with a sinister black edition for a minimalistic look. The kit includes the Rear Light Bar with integrated down-lighting for the license plate, bullet lamp housings and wiring.

Fits '10-later Street Glide® and Road Glide® models with Original Equipment rear bullet turn signal light bar.

67800483†† Domestic.

67800484†† International.



A. BULLET REAR LIGHT BAR – GLOSS BLACK

B. BULLET REAR TURN SIGNAL BAR KIT – CHROME

Give your bike a new sporting attitude with the Bullet Turn Signal Kit. The chrome-plated bar and bullet turn signal housings provide a custom look and the narrow profile places the signal lamps between the saddlebag and the rear fender for a sleek appearance.

Fits '99-'08 Touring models (except FLHX), '09-'13 FLHRC, FLHTC, FLHTCU, and FLHTK models (Original Equipment on FLTRU). Also fits '99-later FLST and FLSTC and '17-later FLSTN Softail models. Will not fit FLSTC models with '00-later Original Equipment Heritage Classic Saddlebags.

68615-04 Domestic.

68617-04 International.



B. BULLET REAR TURN SIGNAL BAR KIT – CHROME


C. BULLET REAR TURN SIGNAL BAR AND LICENSE PLATE RELOCATION KIT

Accent the long and lean look of your Touring bike. This complete kit moves your license plate from the support bar to the rear fender tail for a true custom look. The kit includes a Bullet Turn Signal Bar with integrated down-lighting for the license plate, bullet turn signals, chrome rear fender tip and decorative trim to cover the original license plate mounting holes.

53702-04A

Fits '99-'08 Touring models. '99-early '03 models require the separate purchase of Tail Light Socket P/N 68370-03A.

††



C. BULLET REAR TURN SIGNAL BAR AND LICENSE PLATE RELOCATION KIT

Model Family Fitment:

- V-ROD SPORTSTER DYNA
- SOFTAIL TOURING

Not all products are available in all countries – please consult your dealer for details.



D. TURN SIGNAL VISOR TRIM RINGS – BULLET STYLE

D. TURN SIGNAL TRIM RINGS

Trim ring contour matches the turn signal housing and extends out past the lens for a sleek appearance. These easy-to-install chrome-plated trim rings look great alone or in combination with Headlamp Trim Rings. Available in Visor Style for a nostalgic look or in Trim Ring style for contemporary "frenched" contour. Sold in pairs.

Bullet Front or Rear, Amber Lenses

Fits models equipped with rear bullet style turn signals (except VRSC™, XL883N, XL1200N, XL1200V, XL1200X, FXDB, FLS, FLSS, FLSTC, FXCW, FXCWC, FXDLS, FXS, FXSB, FXSBSE, FXSE, models with Original Equipment or accessory LED turn signals and models equipped with Auxiliary Turn Signal Brake Light Kit P/N 69465-06A, 69463-06 or 69462-06B).

69756-05 Amber, Visor Ring Style.

69739-01 Amber, Trim Ring Style.

Bullet Front, Lenses with Amber Bulbs

Fits models equipped with front bullet style turn signals (except VRSC, XL883N, XL1200X, FXDLS, FLSTC, FXSE, FLHP, FLHR, FLHRC, and models equipped with Original Equipment or Accessory LED turn signals).

69758-05 Smoked, Visor Ring Style.

69752-04 Smoked, Trim Ring Style.

69760-05 Clear, Visor Ring Style.

69754-04 Clear, Trim Ring Style.

Bullet Rear, Lenses with Amber Bulbs

Fits models equipped with rear bullet style turn signals (except VRSC, XL883N, XL1200N, XL1200V, XL1200X, FLSTC, FXCW, FXCWC, FXDLS, FXS, FXSB, FXSBSE, FXSE, FXST-Aus, '09-later FXDB, FXDWG, FLS and FLSS models with Original Equipment or accessory LED turn signals and models equipped with Auxiliary Turn Signal Brake Light Kit P/N 69465-06A, 69463-06 or 69462-06B).

69759-05 Visor Ring Style.

69753-04 Trim Ring Style.


69761-05 Clear, Visor Ring Style.

Bullet Rear, Red Lenses

Fits rear of models equipped with bullet style turn signals (except VRSC, FXDB, FLSTC, FXDLS, FXSB, FXSBSE, FXSE, FXST-Aus and International models with LED turn signals) and Auxiliary Brake Light Kit P/N 69465-06A or 69462-06B.

69757-05 Red, Visor Ring Style.

69736-02 Red, Trim Ring Style.



D. TURN SIGNAL TRIM RINGS – BULLET STYLE

E. BULLET TURN SIGNAL VISOR TRIM RING – BLACK

Visor-shaped trim rings add a traditional look to the contemporary style of the bullet turn signal. These easy-to-install black finish trim rings are available with smoked or red lenses to match your customizing direction. Sold in pairs.

73342-09 Front, Smoked Lens, Amber Bulb.

Fits '08-later XL883N, XL1200N and XL1200X, '11-'13 XL1200C, '16-later XL1200CX and '08-later FL Softail® models. Does not fit FLSTC or models equipped with Original Equipment or accessory LED signal lamps.

73343-09 Rear, Smoked Lens, Amber Bulb.

Fits '09-later FLSTSB models (except models equipped with Original Equipment or accessory LED turn signals).

73344-09 Rear, Red Lens.

Fits '08-later XL883N and XL1200N, '11-later XL1200C, '16-later XL1200CX and '08-'13 XL1200V and XL1200X models (except models equipped with Original Equipment or accessory LED turn signals). Also fits FL Softail models equipped with Auxiliary Turn Signal and Brake Light Kit P/N 69462-06B.



E. BULLET TURN SIGNAL VISOR TRIM RINGS – BLACK

766 LIGHTING

Turn Signal Relocation Kits

A. FRONT TURN SIGNAL RELOCATION KIT

This kit includes the required hardware and wiring to move the front directional from the handlebar to the lower triple clamp.

Fits '88-later XL (except XL1200CX, XL1200T, XL1200X and '11-later XL883L and XL1200C) and '91-'05 Dyna® models (except FXDWG and FXDXT).

68517-94A Chrome.

68643-09 Gloss Black.

Fits '10-'15 XL1200X models.

67800452 Satin Black.

Fits '16-later XL1200X models.

67800557 Gloss Black.



A. FRONT TURN SIGNAL RELOCATION KIT – CHROME, (68517-94A SHOWN)



A. FRONT TURN SIGNAL RELOCATION KIT – GLOSS BLACK, (68643-09 SHOWN)

B. FRONT TURN SIGNAL RELOCATION KIT

Styled to blend with the lower triple clamp. This chrome-plated Turn Signal Relocation Kit moves the Original Equipment bullet-style turn signals from the handlebar to the front fork for a clean, streamlined look. Kit includes left and right mounting stalk and all required hardware.

69433-08A

Fits '08-later Dyna models (except FLD and FXDSE).

68564-06

Fits '06-'07 Dyna models (except FXDSE).

58742-05

Fits '93-'05 FXDWG, '86-'15 FXST, FXSTB and FXSTC and '00-'07 FXSTD models.



A. FRONT TURN SIGNAL RELOCATION KIT – XL1200X MODELS



B. FRONT TURN SIGNAL RELOCATION KIT – (69433-08A SHOWN)



B. FRONT TURN SIGNAL RELOCATION KIT – (68564-06 SHOWN)



B. FRONT TURN SIGNAL RELOCATION KIT – (58742-05 SHOWN)

Model Family Fitment:

V-ROD
 SPORTSTER
 DYNA
 SOFTAIL
 TOURING

Not all products are available in all countries – please consult your dealer for details.


Turn Signal Relocation Kits



C. FRONT TURN SIGNAL RELOCATION KIT



D. FRONT TURN SIGNAL SWIVEL ASSEMBLY KIT - CHROME



E. FRONT TURN SIGNAL MOUNT KIT - CHROME



F. BULLET STYLE TURN SIGNAL KIT - FRONT, SMOKED LENS



F. BULLET STYLE TURN SIGNAL KIT - REAR, SMOKED LENS



F. BULLET STYLE TURN SIGNAL KIT - SMOKED LENS

C. FRONT TURN SIGNAL RELOCATION KIT

Allows the relocation of the front turn signal from the handlebar to the front fork, paving the way for use of a variety of custom and flat profile handlebars.

68952-98

Fits '93-'05 FXDWG and '84-'15 FXS, FXST, FXSTB and FXSTC models.

D. FRONT TURN SIGNAL SWIVEL ASSEMBLY KIT - CHROME

Add a subtle chrome detail to match your own chrome accessories with this swivel kit, a durable stylish replacement for the stock zinc-plated swivel.

68185-00

Fits '88-'03 XLH883, XLH883 Hugger®, XL1200C and XL1200S, '88-later FXR, FXRS and FXLR, '91-'08 FXDWG, '91-later FXD, FXDL, FXDX and FXDXT, '88-later FLS, FLSS, FLSTF, FLSTFB, FLSTFBS, FXST, FXSTB, FXSTC, FXSTD, FXSTS and FXSTSB and '97-'03 FLSTS models. (Does not fit with Turn Signal Relocation Kits or '03 FXSTDSE or FLHRSE.)

E. FRONT TURN SIGNAL MOUNT KIT - CHROME

Chrome left and right turn signal mounting bracket with swivel adjustment. Fits models equipped with handlebar mounted bullet front turn signals.

68266-03

Fits XL (except '04-later XL), Dyna® and Softail® models equipped with handlebar mounted bullet-style turn signals. Stock on '10 FXDWG and '05-later FLSTSC.

F. BULLET STYLE TURN SIGNAL KIT

Streamline the styling by replacing the front and rear flat lens turn signal lamps with sleek bullet signals. The bullet-shaped housings attach to the Original Equipment turn signal mounting brackets. The kit includes two front and two rear turn signal assemblies and the necessary hardware for installation.

Fits '96-later FLSTC, '93-'96 FLSTN, '94-later FLHR and FLHRC, '94-'13 later FLHT, FLHTC and FLHTCU and '98-'03 FLTR models.

69153-03A

Smoked Lens and Amber Bulb, Domestic.

69063-03A

Amber Lens and Clear Bulb, Domestic.

768 LIGHTING

Turn Signals

A. CUSTOM TOURING FRONT BULLET TURN SIGNAL KIT

Add the lean, stripped-down look of the FLHX models to your Electra Glide® or Road King® motorcycle. Complete kit replaces the Original Equipment passing lamps and flat lens turn signal mounts with streamlined bullet-style turn signals. The chrome-plated brackets serve as stylized mounting points for the turn signals and conceal the wiring for a clean, custom appearance.

69577-06A Chrome with Amber Lens.

Fits '94-later Road King models. Will not fit models equipped with Non-Vented Fairing Lower.

69492-05 Chrome with Amber Lens.

Fits '96-'13 FLHT and FLHTC, '05-'13 FLHTCU and FLHTK and '09-'13 FLHTCUTG models. Will not fit vehicles equipped with Non-Vented Fairing Lower.

67800167 Gloss Black with Smoked Lenses.

Fits '96-'13 FLHT, FLHTC and FLHX, '05-'13 FLHTCU and FLHTK and '09-'13 FLHTCUTG models. Will not fit vehicles equipped with Non-Vented Fairing Lower.



A. CUSTOM TOURING FRONT BULLET TURN SIGNAL KIT – CHROME

B. STREET GLIDE® FRONT BULLET TURN SIGNAL MOUNT KIT – GLOSS BLACK

Complement the lean, stripped-down look of your Street Glide model. Manufactured from Original Equipment components, these rich gloss black Turn Signal Mounts replace the factory-installed chrome mounts to complete the blacked-out look. The brackets serve as stylized mounting points for the Original Equipment or accessory LED bullet turn signals, and conceal the wiring for a clean, custom appearance. Kit includes left and right mounting bracket.

67800706

Fits '14-later FLHX, FLHXS and FLHXSE models.



A. CUSTOM TOURING FRONT BULLET TURN SIGNAL KIT – GLOSS BLACK

C. ROAD GLIDE® FRONT BULLET TURN SIGNAL MOUNTS – GLOSS BLACK

Complete the sinister look of your Road Glide model. Manufactured from Original Equipment components, these rich gloss black Turn Signal Mounts replace the factory-installed chrome mounts, and continue the blacked-out look. The brackets serve as stylized mounting points for the Original Equipment or accessory LED bullet turn signals, and are the perfect complement to Gloss Black Fairing Support P/N 47200278, a gloss black engine guard and gloss black front end components. Kit includes right and left hand mounts.

67800707

Fits '15-later Road Glide models.



B. STREET GLIDE FRONT BULLET TURN SIGNAL MOUNT KIT – GLOSS BLACK



C. ROAD GLIDE FRONT BULLET TURN SIGNAL MOUNTS – GLOSS BLACK

LIGHTING 769

Turn Signals & Brake Lamps



D. AUXILIARY BRAKE LIGHT/RUNNING LIGHT/TURN SIGNAL CONVERSION KIT – FLAT LENS STYLE

D. AUXILIARY BRAKE LIGHT/RUNNING LIGHT/TURN SIGNAL CONVERSION KIT*

Turn signal module adds an auxiliary brake light and running light function to your existing turn signals for auxiliary rear lighting. Red lenses glow when the headlamp is on and increase in intensity when brakes or turn signals are activated. Easy to install, the kit simply plugs into your existing wiring harness. Red turn signal lenses are included. Meets DOT requirements.

68000123A Flat Lens.

Fits '14-later Touring models equipped with Original Equipment flat lens style turn signals.

69461-06D Flat Lens.

Fits '96-later Softail® and '97-'08 Touring models (except FLHX) equipped with Original Equipment flat lens style turn signals. Also fits '09-'13 FLHR, FLHRC, FLHTC, FLHTCU and FLHTK models. (Does not fit with Narrow Chrome Directional Bar P/N 68611-98.)

69200765A Bullet Lens.

Fits '14-later XL models (except XL883N, XL1200CX, XL1200N, XL1200T and XL1200X).

69462-06D Bullet Lens.

Fits '02-'03 XL, '02-later Dyna® (except FXDXT and '09-later FXDB and FXDWG) and '02-later Softail (except FXS, FXSB, FXSBSE, FXSTD and FXSTDI) models with stock bullet-style turn signals. (NOTE: Not intended for use on '05-later FLSTN, '04-later FLHRS, FLHTCSE, FLHX and FLTR or models equipped with Bullet Turn Signal Bar Kit P/N 68615-04 or 68617-04. If installed on these models, the system will function properly but will not meet the DOT minimum separation requirements for a red tail light to red turn signal.)

69463-06B Bullet Lens.

Fits '04-'13 XL models (except XL883N, XL1200N, XL1200X and '11-later XL1200C).

E. TOUR-PAK™ BRAKE LIGHT/RUNNING LIGHT/TURN SIGNAL CONVERSION KIT*

Turn signal module adds an auxiliary brake light and turn signal function to your Original Equipment Tour-Pak rear lighting. Red lenses glow when the headlamp is on and increase in intensity when brakes or turn signals are activated. Easy to install, the kit simply plugs into your existing wiring harness.

69200042A

Fits '97-'13 FLHTCU, FLHTK, FLTRU, FLHTCUTG and other models equipped with Ultra-style Tour-Pak. (Does not fit '10-'13 FLHTCUSE.)



D. AUXILIARY BRAKE LIGHT/RUNNING LIGHT/TURN SIGNAL CONVERSION KIT



E. TOUR-PAK BRAKE LIGHT/RUNNING LIGHT/TURN SIGNAL CONVERSION KIT



***WARNING:** Disconnecting your DOT required tail, brake and turn signal lighting could reduce your visibility to others and result in death or serious injury.

Model Family Fitment:

- V-ROD
- SPORTSTER
- DYNA
- SOFTAIL
- TOURING

Not all products are available in all countries – please consult your dealer for details.

770 LIGHTING

Tail Lamps – LED

A. LAYBACK LED TAIL LAMP

Shaped to mirror the contour of the rear fender, this Layback LED Tail Light combines style and performance in one. Featuring an array of fast acting red LED lamps arranged in a grid pattern, this bright running lamp outshines traditional incandescent lamps. And when you hit the brakes, you'll grab everyone's attention. Available in your choice of red or smoked lenses, this complete tail lamp assembly features an easy plug-in connection to the Original Equipment wiring harness. Lamp meets ECE requirements.

Fits '99-later XL (except XL883N, XL1200CX, XL1200N, XL1200V, XL1200X and '11-later XL1200C), '99-later FXDL, '03-'15 FXST, FXSTS, FXSTB and FXSTC, '00-later FLST, FLSTF, FLSTFB, FLSTFBS, FLSTSB and FLSTC and '99-'08 Touring models (except FLHX, '05 FLHTCSE, '07-'08 FLHRSE and models equipped with Licenses Plate Relocation Kit P/N 53702-04). Also fits '09-later FLHRC, FLHTC, FLHTCU, FLHTK and FLTRU models. Does not fit models with Bobtail fenders.

67800355 Red Lens with Plate Lamp.

For US and Canada.

67800356 Smoked Lens with Plate Lamp.

For US and Canada.

67800614†† Red Lens with Plate Lamp.

For all markets (except U.S. and Canada).

67800615†† Smoked Lens with Plate Lamp.

For all markets (except U.S. and Canada).

Fits '07-'08 FLHRSE, '05 FLHTCSE, '06-'09 FLHX, '09-later FLHR, FLHT and FLTR and models equipped with License Plate Relocation Kit P/N 53702-04.

67800357 Red Lens.

For US and Canada.

67800358 Smoked Lens.


For US and Canada.

67800616†† Red Lens.

For all markets (except U.S. and Canada).

67800617†† Smoked Lens.

For all markets (except U.S. and Canada).




A. LAYBACK LED TAIL LAMP – RED



A. LAYBACK LED TAIL LAMPS



A. LAYBACK LED TAIL LAMP – RED



A. LAYBACK LED TAIL LAMP – SMOKED

B. LED TAIL LAMP

Combine LED technology and contemporary styling for a bright new look. Featuring a full array of 20 fast-acting red LED lamps, this brilliant running and brake lamp will grab everyone's attention. Designed to fit the contour of both Bobtail and full rear fenders, the smoked or red lens Bar & Shield® logo-accented tail lamp complements any custom direction. The black or chrome bezel is wrapped in a clear outer housing for a mirror-like finish. Easy plug-in connection to the Original Equipment wiring harness.

Fits '99-later XL (except XL883N, XL1200CX, XL1200N, XL1200V, XL1200X and '11-later XL1200C), '99-later FXDL, '03-'15 FXST, FXSTS, FXSTB and FXSTC, '00-later FLST, FLSTC, FLSTF, FLSTFB, FLSTFBS and FLSTSB, '09-'13 FLHRC, '09-later FLHTC, FLHTCU, FLHTK and FLTRU and '99-'08 Touring models (except FLHX, '05 FLHTCSE, '07-'08 FLHRSE and models equipped with Licenses Plate Relocation Kit P/N 53702-04).

68085-08 Red Lens/Chrome Bezel.

68087-08 Smoked Lens/Black Bezel.

68086-08 Smoked Lens/Chrome Bezel.

Fits '06-'09 FLHX, '07 FLHTCUSE, '07-'08 FLHRSE, '09-later Road King®, Electra Glide®, Ultra Limited, Road Glide® and models equipped with License Plate Relocation Kit P/N 53702-04.

68117-08 Smoked Lens/Chrome Bezel.

68118-08 Smoked Lens/Black Bezel.

68116-08 Red Lens/Chrome Bezel.

Fits '09-later FLHTCUTG models. Sold in pairs.

67800133 Red Lens/Chrome Bezel.

67800134 Smoked Lens/Chrome Bezel.

Fits '15-later FLRT models. Sold in pairs.

67800457 Red Lens/Chrome Bezel.


67800459 Smoked Lens/Chrome Bezel.



B. LED TAIL LAMP – SMOKED LENS/
CHROME BEZEL – ON



B. LED TAIL LAMP –
SMOKED LENS/BLACK BEZEL



Red Lens
Chrome Bezel

Smoked Lens
Chrome Bezel

Smoked Lens
Black Bezel

B. LED TAIL LAMPS

Not all products are available in all countries – please consult your dealer for details.

†† (E)



C. CHOPPED FENDER EDGE LIGHT – DYNA® WIDE GLIDE



C. CHOPPED FENDER EDGE LIGHT – SPORTSTER



D. TRI-BAR LED TAIL LIGHT – OFF



D. TRI-BAR LED TAIL LIGHT – ON



E. NARROW MOUNTING KIT FOR REAR TURN SIGNALS



F. NARROW REAR DIRECTIONAL BAR – CHROME

C. CHOPPED FENDER EDGE LIGHT*

Style and function in one. This center-mount auxiliary running and brake light commands the attention of following vehicles. The bright, fast-acting LED lamp glows red when the ignition is on and intensifies when the brakes are applied. The low-profile lamp is contoured to hug the curve of the chopped rear fender and adds a stylish touch of color, even when the bike is parked.

73416-11 Red Lens.
Fits '10-later FXDWG models.

73420-11 Red Lens.
Fits '04-'13 XL883N, XL1200N, XL1200V, XL1200X and models equipped with Chopped Rear Fender Kit P/N 60236-XX and side-mount license plate. Will not fit models with center-mount license plates.

68000105 Red Lens.
Fits '14-later XL883N, XL1200V, XL1200X and '14-later models equipped with Chopped Rear Fender Kit P/N 60236-XX and side-mount license plate. Will not fit models with center-mount license plates.

D. TRI-BAR LED TAIL LIGHT

This bobtail fender-styled tail lamp features fast-reacting LED lamps behind a smoked outer lens. Internally masked to form three distinct light bands, the smoked lens glows red in the running mode and rapidly increases in intensity when the brakes are applied. The lamp assembly fills the fender opening for a custom look and the minimalist license plate bracket continues the streamlined appearance. Features easy plug-in connection to the Original Equipment wiring harness. DOT and TUV compliant.

69817-07A†† Smoked Lens.
Fits '06-'15 FXST, FXSTB, FXSTC, FXSTS and FLSTSB models. Original Equipment on '07-'08 FXSTSSE models. Will fit with Bobtail Fender Racks P/N 53979-07A and 56452-07 when used with Installation Kit P/N 59320-07A. Does not fit with Bobtail Fender Rack P/N 56452-07, 60161-06 or 53979-07.

68546-09†† Smoked Lens.
Fits '08-'13 FXDF models. Original Equipment on '09-'10 FXDFSE.

E. NARROW MOUNTING KIT FOR REAR TURN SIGNALS

Tuck the rear turn signals close to the fender struts. These sleek chrome-plated turn signal mounts move the Original Equipment bullet turn signals 1 inch closer to the rear fender for a custom narrow profile.

69820-06
Fits '02-later FXD, FXD35, FXDB, FXDC, FXDL, FXDX, '07-'08 FXDB, '02-'05 FXDWG, '02-later FLSTF, FLSTFB, FLSTFBS, FLSTS and FLSTSC and '02-'05 FXST, FXSTS and FXSTB models. Will not fit with saddlebags or FLD rear light bar.

F. NARROW REAR DIRECTIONAL BAR – CHROME

Enhance the rear profile of your Softail® or Touring model with this Narrow Chrome Directional Bar that enhances the visual proportions of the bike. At 10 inches wide, this die-cast, chrome-plated bar is 3 inches shorter than the stock bar and features the same great quality.

68611-98
Fits '86-later FLST and FLSTC, '93-'96 FLSTN, '17-later FLSTN, '09-'13 FLHTC, FLHTCU and FLHTK and '91-'08 Touring models (except '04-later FLHRS and FLTR). (Does not fit with Flat Lens Turn Signal Module P/N 91699-99A.)

†† (E)

***WARNING:** Disconnecting your DOT required tail, brake and turn signal lighting could reduce your visibility to others and result in death or serious injury.

Model Family Fitment:

V-ROD
 SPORTSTER
 DYNA
 SOFTAIL
 TOURING

Not all products are available in all countries – please consult your dealer for details.

772 LIGHTING

Tail & Brake Lamps

A. ELECTRA GLO LED SADDLEBAG RUN/BRAKE/TURN LAMP*

Add functional lighting to the rear of your Touring bike. These running, directional and brake lights command the attention of following vehicles. The bright, fast-acting LED lamps glow red when the ignition is on, and intensify when the turn signals or brakes are activated. The lamps act as a supplement to the Tour-Pak™ Luggage mounted rear lighting. The lamps are housed in a low-profile frame that is contoured to hug the curve of the hard saddlebags. The self-adhesive lamps fit seamlessly beneath the saddlebag lid and add a stylish touch of color, even when the bike is parked. Complete kit includes left and right lamps, modulator and quick-disconnect wiring harness.

Fits '14-later FLHTCU, FLHTCUL, FLHTK, FLHTKL, FLTRU and '16-later FLHTKSE or FLTRUSE models.

- 67800241A** Chrome Housing/Red Lens.
- 67800242** Chrome Housing/Smoked Lens.
- 67800607** Black Housing/Red Lens.
- 67800604** Black Housing/Smoked Lens.

Fits '14-later FLHX, FLHXS, FLTRX and FLTRXS models. Does not fit Canadian models.

- 67800448A** Chrome Housing/Red Lens.
- 67800450A** Chrome Housing/Smoked Lens.
- 67800608** Black Housing/Red Lens.
- 67800605** Black Housing/Smoked Lens.

Fits '14-later FLHR models, '14-'15 FLHTKSE, '14 FLHRSE, and '15 FLTRUSE models. Also fits Canadian FLHX, FLHXS, FLTRX and FLTRXS models.

- 67800449A** Chrome Housing/Red Lens.
- 67800451A** Chrome Housing/Smoked Lens.
- 67800609** Black Housing/Red Lens.
- 67800606** Black Housing/Smoked Lens.



A. ELECTRA GLO LED SADDLEBAG RUN/BRAKE/TURN LAMP



A. ELECTRA GLO LED SADDLEBAG RUN/BRAKE/TURN LAMP – CHROME HOUSING/SMOKED LENS



A. ELECTRA GLO LED SADDLEBAG RUN/BRAKE/TURN LAMP – BLACK HOUSING/RED LENS



A. ELECTRA GLO LED SADDLEBAG RUN/BRAKE/TURN LAMP – BLACK HOUSING/SMOKED LENS



***WARNING:** Disconnecting your DOT required tail, brake and turn signal lighting could reduce your visibility to others and result in death or serious injury.

Not all products are available in all countries – please consult your dealer for details.



NEW

B. ELECTRA GLO KEYSTONE AUXILIARY LED RUN/BRAKE/TURN LAMPS – IGNITION ON



NEW

B. ELECTRA GLO KEYSTONE AUXILIARY LED RUN/BRAKE/TURN LAMPS – BRAKES APPLIED



NEW

B. ELECTRA GLO KEYSTONE AUXILIARY LED RUN/BRAKE/TURN LAMPS – OFF



NEW

B. ELECTRA GLO KEYSTONE AUXILIARY LED RUN/BRAKE/TURN LAMPS



NEW

C. ELECTRA GLO STEALTH AUXILIARY LED RUN/BRAKE/TURN LAMP – ON



NEW

C. ELECTRA GLO STEALTH AUXILIARY LED RUN/BRAKE/TURN LAMP – OFF



NEW

C. ELECTRA GLO STEALTH AUXILIARY LED RUN/BRAKE/TURN LAMPS

B. ELECTRA GLO KEYSTONE AUXILIARY LED RUN/BRAKE/TURN LAMPS*

Nestled in the fender strut opening, these Keystone LED lamps add stylish and practical lighting to the rear of the bike. The red LED lights emit a soft neon-like glow when the ignition is on and the center row of fast-acting LED lamps burn brightly when the brakes or turn signals are activated. And when the bike is parked, the dark lamps fill the gap between the fender and saddlebags for a clean, uncluttered look. The easy-to-install lamps are mounted in a sealed housing that slips into the opening, and are held in place with the saddlebag support hardware and an adhesive pad. Complete kit includes left and right lamps and a plug-and-play wiring harness.

67800589

Fits '14-later FLHTCU, FLHTCUL, FLHTK, FLHTKL and FLTRU models.

C. ELECTRA GLO STEALTH AUXILIARY LED RUN/BRAKE/TURN LAMPS*

Keep a low profile while drawing maximum attention. These covert lamps hug the bottom edge of the saddlebags, and provide a subtle band of red light beneath the bike when the ignition is on. To help grab the attention of following drivers, the fast-acting LED lamps increase in intensity when the brakes or turn signals are applied. Strong adhesive pads secure the water- and shock-proof housings to the bags, and the quick-release wiring harness connects to the bike's wiring without splicing. Kit includes left and right lamp and quick-disconnect wiring harness.

Fits '14-later Touring models with standard hard saddlebags. Does not fit models equipped with Original Equipment or accessory Stretched Saddlebags or with some 4.5" accessory mufflers.

67800554 Red Lens.

67800555 Smoked Lens.

Fits '93-'13 Touring models with standard hard saddlebags. Does not fit models equipped with Original Equipment or accessory Stretched Saddlebags.

67800574 Red Lens.

67800575 Smoked Lens.



***WARNING:** Disconnecting your DOT required tail, brake and turn signal lighting could reduce your visibility to others and result in death or serious injury.

Model Family Fitment:

V-ROD
 SPORTSTER
 DYNA

 SOFTAIL
 TOURING

Not all products are available in all countries – please consult your dealer for details.

774 LIGHTING

LED Decorative Lighting

A. ELECTRA GLO SADDLEBAG SIDE MARKER LIGHT KIT*

This wrap-around Side Marker Light Kit adds a splash of light to the lower edge of the color-matched saddlebags. Available in your choice of red or smoked lens, the bright band of LED lamps is housed in a mirror chrome frame that hugs the bottom of the saddlebag. The low-profile self-adhesive Electra Glo lamps can be installed on models equipped with standard-length saddlebags, and are compatible with optional saddlebag guard rails. Easy to install kit includes left and right lamp and quick-disconnect wiring harness.

Fits '14-later Touring models with hard saddlebags. Not compatible with CVO or other models equipped with Stretched Saddlebags. '14-later models require separate purchase of Electrical Harness Extension P/N 69200722. '17-later models require Electrical Harness Extension P/N 69201599.

- 68000082** Red Lens.

- 68000083** Smoked Lens.



A. ELECTRA GLO SADDLEBAG SIDE MARKER LIGHT KIT – RED LENS

B. CURVED LICENSE PLATE FRAME WITH LED LIGHTING

Dress up the rear of your Street Glide® or Road Glide® model and add practical auxiliary lighting at the same time. Designed to replace the Original Equipment black license plate bracket, this curved license plate frame is shaped to hug the contours of the rear fender. The mount attaches to the underside of the rear turn signal bar, and the smooth license plate frame with signature Harley-Davidson® script appears to float above the fender for a custom look. The frame features two vertical LED halo lights that glow while in the run mode and burn brightly when the brakes are applied. Kit includes all necessary harnesses and connectors to enable complete installation – no drilling or wire splicing is required. Available in your choice of chrome or gloss black finish.

Fits '10-later FLHX, FLHXS, FLTRX and FLTRXS models.

- 67900275** Chrome.

- 67900273** Gloss Black.



A. ELECTRA GLO SADDLEBAG SIDE MARKER LIGHT KIT – SMOKED LENS



A. ELECTRA GLO SADDLEBAG SIDE MARKER LIGHT KIT – RED AND SMOKED LENS

*NOTE: It is possible to overload your motorcycle's charging system by adding too many electrical accessories. If your combined electrical accessories operating at any one time consume more electrical current than your vehicle's charging system can produce, the electrical consumption can discharge the battery and cause vehicle electrical system damage. Ask your dealer for advice about the amount of current consumed by additional electrical accessories.

Model Family Fitment:

- V-ROD
- SPORTSTER
- DYNA
- SOFTAIL
- TOURING

Not all products are available in all countries – please consult your dealer for details.



B. CURVED LICENSE PLATE FRAME WITH LED LIGHTING – CHROME



B. CURVED LICENSE PLATE FRAME WITH LED LIGHTING – GLOSS BLACK



C. LED KING TOUR-PAK BRAKE/TURN/TAIL LAMP KIT – SMOKED LENS

C. LED KING TOUR-PAK™ BRAKE/TURN/TAIL LAMP KIT – SMOKED*

Add a sinister touch to the rear of your bike. This smoked LED lamp kit is a direct plug-in replacement for the stock LED red lens wrap-around Tour-Pak light. The bright fast-acting LEDs glow bright red when activated, but nearly disappear behind the dark smoke lens when off. The lamp features a flat black surround that complements any solid or two-tone paint color and accommodates single and dual-antenna applications. No cutting or splicing is required for installation.

67800368 Smoked Lens.
Fits '14-later FLHTCU, FLHTCUL, FLHTK, FLHTKL, FLTRU and FLHTCUTG models.



D. LED KING TOUR-PAK BRAKE/TURN/TAIL LAMP KIT – SMOKED LENS



D. LED KING TOUR-PAK BRAKE/TURN/TAIL LAMP KIT – RED LENS

D. LED KING TOUR-PAK BRAKE/TURN/TAIL LAMP KIT*

Add high-mount turn signals, running and brake lamps to your Classic and Ultra King Tour-Pak Luggage. This wrap-around light kit is equipped with bright, fast-acting LED lamps that grab the attention of following traffic. The corner lights operate in run/brake/turn mode and the center lamp functions as a run and brake lamp. The slim-line design mounts to the exterior surface of the Tour-Pak Luggage and can be used to replace the Original Equipment Ultra-style lamp. When equipped with Tour-Pak Liner P/N 53302-07 (sold separately), this kit eliminates the interior bulges and maximizes the carrying capacity inside. Available with smoked or red lens, the lamp features a flat black surround that complements any solid or two-tone paint color. Kit accommodates single and dual-antenna applications. No cutting or splicing is required for installation and kit includes a simple drilling template, interior mounting plates, mounting hardware and wiring harness.

Fits '97-'13 Touring models (except CVO) equipped with King Tour-Pak Luggage.

67931-11 Smoked Lens.

67932-11 Red Lens.



E. TOUR-PAK SIDE MARKER LIGHT KIT – SMOKED LENS



E. TOUR-PAK SIDE MARKER LIGHT KIT – RED LENS

E. TOUR-PAK SIDE MARKER LIGHT KIT

This wrap-around Side Marker Light Kit adds a splash of light to the lower edge of the Tour-Pak Luggage System. Kit replaces the chrome side trim along the lower edge of the Tour-Pak Luggage on Electra Glide® Classic models or replaces the Original Equipment red lens featured on Ultra Classic™ Electra Glide Ultra Limited and Tri Glide® models. Available in your choice of red or smoked lens. The smoked lens remains stealthy while the ignition is off, but glows red when the lights are switched on. Complete kit includes left and right lens housings, wiring harness and all required installation hardware.

Fits '06-later Touring and Trike models equipped with King Tour-Pak Luggage.

54352-09 Smoked Lens.

69494-06 Red Lens.

F. KING TOUR-PAK BRAKE/TAIL LAMP KIT*

Dual filament bulbs provide both brake and tail lamp. Meets DOT requirements. Includes template to assist in cutting out lens housing openings, step-by-step instructions, wiring and all necessary mounting hardware. Dealer installation recommended.

68172-06 Red Lens.
Fits '97-'13 FLHTCU, FLHTK, FLTRU, FLHTCUTG and other models equipped with Ultra-style Tour-Pak Luggage. (Does not fit '10-'13 FLHTCUSE.)

NOTE: Original Equipment on Ultra Classic Models.



F. KING TOUR-PAK BRAKE/TAIL LAMP KIT

!WARNING: Disconnecting your DOT required tail, brake and turn signal lighting could reduce your visibility to others and result in death or serious injury.

Not all products are available in all countries – please consult your dealer for details.

776 LIGHTING

Tail & Brake Lamps

A. REAR FENDER TIP LIGHT – AUXILIARY RUNNING LIGHT/BRAKE LIGHT*

Upgrade your Touring model's Original Equipment fender tip light from a single-mode running light to a dual-mode running and brake light. The brilliant lamp glows red in the running mode and increases in intensity when the brakes are applied. The available smoked or red lenses complement any styling direction. Easy plug-in connection to the Original Equipment wiring harness.

Fits '09-'16 FLHTC, FLHTCU, FLHTCUL, FLHTK, FLHTKL and '16 FLTRU models.

59685-10 Red Lens.

59776-10 Smoked Lens.



A. REAR FENDER TIP LIGHT – AUXILIARY RUNNING LIGHT/BRAKE LIGHT

B. LED FENDER TIP LENS – SMOKED

Add a custom look to the fender tip lens on your bike. Smoked lenses replace the Original Equipment lenses and self-contained LED lamp replaces the bulb.

59338-09 Front Fender.

Fits '86-'08 FLSTC, '93-'96 FLSTN and '80-'13 FLHR, FLHS, FLHT and FLT models. Does not fit models with clean front fender.

59336-09 Rear Fender.

Fits '86-'08 FLSTC, '93-'96 FLSTN and '80-'08 FLHR, FLHS, FLHT and FLT models.

59380-05 Front and Rear Fender.

Fits '86-'08 FLSTC, '93-'96 FLSTN and '80-'08 FLHR, FLHS, FLHT and FLT, '86-'08 FLSTC and '93-'96 FLSTN models. Does not fit FLST, FLSTS, FLSTSB, FLSTSC, FLHRS, FLHX, FLTR or models equipped with clean front fender.



B. LED FENDER TIP LENS – SMOKED FRONT FENDER



B. LED REAR TIP LENS – SMOKED REAR FENDER

C. TRI-BAR LIGHT UPGRADE – AUXILIARY RUNNING LIGHT/BRAKE LIGHT*

Upgrade the Original Equipment Tri-Bar fender light from a single-mode running light to a dual-mode running and brake light. The three smoked light bands glow red in the running mode and increase in intensity when the brakes are applied.

68358-07A

Fits '06-'09 FLHX models.

67774-10

Fits '10-later FLHX and FLTRX models (except HDI models).



C. TRI-BAR LIGHT UPGRADE – AUXILIARY RUNNING LIGHT/BRAKE LIGHT




***WARNING:** Disconnecting your DOT required tail, brake and turn signal lighting could reduce your visibility to others and result in death or serious injury.

Model Family Fitment:

V-ROD
 SPORTSTER
 DYNA

 SOFTAIL
 TOURING

Not all products are available in all countries – please consult your dealer for details.



D. CHROME TAIL LIGHT VISOR – CLASSIC CHROME



D. TAIL LIGHT VISOR – SKULL COLLECTION



D. TAIL LIGHT VISORS

Mirror-finish chrome visor dresses the tail light in style. Available in your choice of design, this easy to install visor adds a finishing touch.

Fits '73-later models (except VRSC™, XG, XR, XL883N, XL1200CX, XL1200N, XL1200V, XL1200X, FXDF, FXDLS, FXDWG, FXWG, FLS, FLSS, FLSTN, FLSTS, FLSTSB, FX Softail®, FXSE, FLHX, FLHTCUTG, FLRT, FLTRX and FLTRXS, '11-later XL1200C, '09-later FXDB, '14-later FLHXS, FLHRSE and FLHTKSE and '09-later FLHR and FLTR models).

68006-83T Classic Chrome.

69790-07 Skull Collection.

68011-91T Eagle Wing Gold.

68011-88T Eagle Wing Chrome.

Fits '06-'09 FLHX and '09-later FLHR, FLHRC and FLHT and '06-'09 FLTR and FLHTCUTG models with Original Equipment tail lamp. Also fits Touring models equipped with Bullet Turn Signal and License Plate Relocation Kit P/N 53702-04A.

69787-07 Skull Collection.

E. TAIL LIGHT COLLAR – CHROME

This chrome-plated ABS tail light collar dramatically changes the appearance of your rear fender. The collar is easy to install and the kit includes all mounting hardware.

68311-01

Fits '73-later models (except VRSC, XG, XR, XL883N, XL1200CX, XL1200N, XL1200V, XL1200X, FXDF, FXDLS, FXDWG, FXWG, FLS, FLSS, FLSTN, FLSTS, FLSTSB, FX Softail, FXSE, FLHX, FLHTCUTG, FLRT, FLTRX and FLTRXS, '11-later XL1200C, '09-later FXDB, '14-later FLHXS, FLHRSE and FLHTKSE and '09-later FLHR and FLTR models).

68332-08

Fits '06-'09 FLHX and '09-later FLHR, FLHRC and FLHT and '06-'09 FLTR and FLHTCUTG models with Original Equipment tail lamp. Also fits Touring models equipped with Bullet Turn Signal and License Plate Relocation Kit P/N 53702-04A.

F. ILLUMINATED FASCIA ACCENT TRIM*

Sweeping chrome trim dresses the trunk fascia for a distinctive yet functional look. The inset LED light bar glows as a running lamp when the ignition is on and functions as an auxiliary red lamp when the brakes are applied. Available with smoked or red LED lens to match your customizing direction. Can be installed on models equipped with Trunk Guard.

Fits '14-later Tri Glide® models. Will not fit with Exhaust Trim P/N 83843-09.

68000128 Smoked Lens.

68000129 Red Lens.

Fits '09-'13 Trike models. Will not fit with Exhaust Trim P/N 83843-09.

84023-11 Red Lens.



D. LOGO TAIL LIGHT VISOR – EAGLE WING



E. TAIL LIGHT COLLAR – CHROME



F. ILLUMINATED FASCIA ACCENT TRIM – RED LENS



***WARNING:** Disconnecting your DOT required tail, brake and turn signal lighting could reduce your visibility to others and result in death or serious injury.

Not all products are available in all countries – please consult your dealer for details.

778 LIGHTING

LED Decorative Lighting

A. ELECTRA GLO FAIRING EDGE LIGHT KIT

Amplify your ride. The Electra Glo Fairing Edge Light kit adds forward-facing white LED accent lights to the front profile of your bike. Formed to follow the contour of the batwing fairing, the slim strip of lamps adds a strong visual element to the iconic shape of the Electra Glide model. The electrifying appearance adds conspicuity to get you noticed and the smoked housing conceals the lights and blends into the background when switched off. Simple "plug in" connections with no cutting or splicing of wires required.

68000104

Fits '14-later Electra Glide®, Street Glide®, Ultra Limited and Tri Glide® models. Separate purchase of Fairing Power Extension Harness P/N 69200921 is required if installed with Hidden AM/FM/WB Antenna P/N 76000513 or Electra Glo Light Rings.

68000035

Fits '96-'13 Electra Glide, Street Glide and Trike models.

B. ELECTRA GLO LIGHT POD KIT*

Light up the night. These compact LED Light Pods radiate a neon-like glow to accent almost any part of the motorcycle. Featuring a solid-state circuit board sealed against the weather, these self-adhesive lights can be placed under the tank, behind the air cleaner or almost anywhere your imagination takes you. Electra Glo LED lighting draws minimal amperage, allowing lights to be left on for hours when parked. Light Pods connect directly to the motorcycle wiring harness and the one-way wiring simplifies installation.

The complete kit includes 6 light pods, basic wiring in a selection of lengths, adhesive wire ties and a compact on/off switch with rheostat to control the lighting intensity. Available Expansion Kits provide plug-in installation of additional lighting.

Fits all models. Lights are intended for display use only. Some local regulations prohibit using colored lights during vehicle operation on public streets.

67679-09 Amber.

67680-09 Red.

67695-09 Blue.

Also available:

ELECTRA GLO LIGHT POD EXPANSION KIT*

Highlight additional areas of your custom motorcycle. Expansion Kit features simple plug-in installation to the basic Electra Glo Light Pod Kit. Kit contains 4 Light Pods and basic wiring assortment.

67610-09 Amber.

67620-09 Red.


67671-09 Blue.



A. ELECTRA GLO FAIRING EDGE LIGHT KIT



B. ELECTRA GLO LIGHT PODS



B. ELECTRA GLO LIGHT POD KIT

*NOTE: It is possible to overload your motorcycle's charging system by adding too many electrical accessories. If your combined electrical accessories operating at any one time consume more electrical current than your vehicle's charging system can produce, the electrical consumption can discharge the battery and cause vehicle electrical system damage. Ask your dealer for advice about the amount of current consumed by additional electrical accessories.

NOTE: Some local regulations prohibit using colored lights during vehicle operation on public streets. May not conform to local lighting regulations.

Model Family Fitment:

- V-ROD
- SPORTSTER
- DYNA
- SOFTAIL
- TOURING

Not all products are available in all countries – please consult your dealer for details.

NEW



NEW



C. CURVED LICENSE PLATE FRAME WITH LED LIGHTING – CHROME

C. CURVED LICENSE PLATE FRAME WITH LED LIGHTING – GLOSS BLACK

C. CURVED LICENSE PLATE FRAME WITH LED LIGHTING

Dress up the rear of your Street Glide® or Road Glide® model and add practical auxiliary lighting at the same time. Designed to replace the Original Equipment black license plate bracket, this curved license plate frame is shaped to hug the contours of the rear fender. The mount attaches to the underside of the rear turn signal bar, and the smooth license plate frame with signature Harley-Davidson® script appears to float above the fender for a custom look. The frame features two vertical LED halo lights that glow while in the run mode and burn brightly when the brakes are applied. Kit includes all necessary harnesses and connectors to enable complete installation – no drilling or wire splicing is required. Available in your choice of chrome or gloss black finish.

Fits '10-later FLHX, FLHXS, FLTRX and FLTRXS models.

67900275 Chrome.

67900273 Gloss Black.

D. CURVED LICENSE PLATE FRAME – TOURING

Love the look of your bike but hate the appearance of your state-mandated license plate? This stylish Curved License Plate Frame is shaped to hug the contour of the rear fender. Designed to replace the Original Equipment black license plate bracket, installation requires no drilling or rewiring. The front frame cover conceals the plate's mounting holes and raw edges and the curved shape hides the unfinished rear side of the plate. Available in chrome or gloss black finish, the complete kit includes all required mounting hardware.

Fits '10-later FLHX, FLHXS, FLHXSE, FLTRX and FLTRXS and '10-'12 FLHXSE models.

67900008 Chrome.

67900058 Gloss Black.

Fits '09, FLHR, FLHT and FLTR and '06-'08 FLHX models.

67900056 Chrome.

E. CURVED LICENSE PLATE FRAME – SOFTAIL® DELUXE

Love the look of your bike but hate the appearance of your state-mandated license plate? This stylish Curved License Plate Frame is shaped to hug the contour of the rear fender and layback design reduces the "in-your-face" look of the flat, unfinished plate. Designed to replace the upright license plate mount, the front frame cover hides the plate's holes and raw edges and the solid backing plate conceals the unfinished rear side of the plate. Available in chrome, the complete kit includes all required mounting hardware.

67900007 Chrome.

Fits '05-later FLSTN and '05-'07 FLSTSC models.

F. LAYBACK LICENSE PLATE AND TURN SIGNAL RELOCATION KIT

This kit combines our popular Layback License Plate Mount with an integrated turn signal bar to add a stylish slant to the rear fender. Kit relocates the Original Equipment bullet-style turn signals from the fender strut to the turn signal bar to allow clearance for saddlebags. This kit is a stylish alternative to Turn Signal Relocation Kit P/N 68732-02A and includes all necessary mounting hardware.

60215-06

Fits '04-later XL (except XL883N, XL1200C, XL1200CX, XL1200N, XL1200T, XL1200V and XL1200X) and '02-later Dyna® models (except FLD, FXDF, FXDWG and '09-later FXDB). Does not fit models equipped with side-mount license plates.



D. CURVED LICENSE PLATE FRAME – TOURING, CHROME



D. CURVED LICENSE PLATE FRAME – TOURING, GLOSS BLACK



E. CURVED LICENSE PLATE FRAME – SOFTTAIL DELUXE, CHROME



F. LAYBACK LICENSE PLATE AND TURN SIGNAL RELOCATION KIT

780 LIGHTING

License Plate Frames & Mounts

A. FRAMED LAYBACK LICENSE PLATE MOUNT


Wrap your license plate in chrome. This mirror-finish license mount tips the plate back for a sleek appearance and conceals the mounting hardware for a custom look. The front frame covers the license holes and the mirror-smooth back plate hides the unfinished rear of the plate. Kit accepts plates measuring to 7.25" x 4.25" (184 x 108mm). Kit includes installation hardware and rear fender reflector.

60193-07 Fender Top.

Fits license plate up to 7-1/4" x 4-1/4". Fits models with a three-hole rear fender mount license plate bracket. (Does not fit VRSC™, XL883N, XL1200CX, XL1200N, XL1200T, XL1200V, XL1200X, FLD, FXDS-CONV, FXDXT, FLSTS, FXCW, FXCWC, Touring, Trike, models with a Bobtail Rear Fender, '00-'01 FXDX, '11-later XL1200C, '09-later FXDB and '10-later FLS, FLSS, FXDWG, FXS, FXSB and FXSBSE models). (Check for clearance before installing with rear fender rack.)

60210-07 Touring.

Fits '99-'08 Road King®, Road Glide® and Electra Glide® Standard models with 7.25" x 4.25" license plate.



A. FRAMED LAYBACK LICENSE PLATE MOUNT – FENDER TOP



A. FRAMED LAYBACK LICENSE PLATE MOUNT – TOURING

B. LAYBACK LICENSE PLATE MOUNT

Showcase your laid-back attitude by replacing the stand-up license plate mount. Chrome-plated die-cast mount tips the license plate back for a low-profile style. Kit accepts plates measuring to 7.25" x 4.25" (184 x 108mm). Kit includes chrome-plated license mounting hardware, installation hardware and rear fender reflector.

60280-07 Fender Top.

Fits license plate up to 7.25" x 4.25". Fits models with a three-hole rear fender mount license plate bracket. (Does not fit VRSC, XL883N, XL1200CX, XL1200N, XL1200T, XL1200V, XL1200X, FLD, FXDS-CONV, FXDXT, FLSTS, FXCW, FXCWC, Touring, Trike, models with a Bobtail Rear Fender, '00-'01 FXDX, '11-later XL1200C, '09-later FXDB and '10-later FLS, FLSS, FXDWG, FXS, FXSB and FXSBSE models). (Check for clearance before installing with rear fender rack.)

60277-07 Touring.

Fits '99-'08 Road King, Road Glide and Electra Glide Standard models with 7.25" x 4.25" license plate.



B. LAYBACK LICENSE PLATE MOUNT – FENDER TOP



B. LAYBACK LICENSE PLATE MOUNT – TOURING

C. HARLEY-DAVIDSON® LICENSE PLATE FRAME


Make your plate shine with this chrome-plated license plate frame, featuring a black paint-filled Harley-Davidson logo. Includes chrome-plated stainless steel mounting hardware.

60051-01

Fits 7.25" x 4.25" license plates (except XR, '14-later Touring, '09-later Trike, and models equipped with layback license plate mounting kits or side-mount license plates).



C. HARLEY-DAVIDSON LICENSE PLATE FRAME



D. HARLEY-DAVIDSON SCRIPT LICENSE PLATE FRAME

D. HARLEY-DAVIDSON SCRIPT LICENSE PLATE FRAME

If a license plate is required, you might as well make it look good. This decorative, chrome-plated license plate frame has three-dimensional twist contours, a black Harley-Davidson script and a DOT compliant reflector. Stainless steel mounting hardware included.

59141-98

Fits 7.25" x 4.25" license plates (except XR, FXDLS, FXSE, '14-later Touring models, '09-later Trike, and models equipped with layback license plate mounting kits or side-mount license plates).

E. USA LICENSE PLATE FRAME

Ride with pride. This chrome-plated license plate frame combines Bar & Shield® logos with multi-color red, white and blue "USA" lettering. Includes chrome-plated stainless steel mounting hardware.

60065-03

Fits 7.25" x 4.25" license plates (except XR, '14-later FLHTCU, FLHTCUL, FLHTK, FLHTKL, FLTRU, '09-later Trike, and models equipped with layback license plate mounting kits or side-mount license plates).



E. USA LICENSE PLATE FRAME



F. BILLET LICENSE PLATE FRAME



G. LICENSE PLATE FRAME - CHROME



H. SKULL LICENSE PLATE MOUNTING HARDWARE



I. BAR & SHIELD LOGO LICENSE PLATE MOUNTING HARDWARE KIT



J. WILLIE G SKULL COLLECTION LICENSE PLATE HARDWARE KIT



K. BAR & SHIELD LOGO LICENSE PLATE HARDWARE KIT



L. LICENSE PLATE MOUNTING KIT WITH BUTTON HEAD SCREWS



M. LICENSE PLATE MOUNTING KIT

F. BILLET LICENSE PLATE FRAME

Make a custom statement. Manufactured from billet aluminum, this mirror-polished license plate frame features hidden hardware and bright chrome backing plate for a clean look. The kit includes Harley-Davidson®, Sportster®, Fat Boy® and Road King® logo engraved inserts for the ultimate finishing touch. Chrome-plated stainless steel mounting hardware included.

60060-04

Fits 7.25" x 4.25" license plates (except XR, FXDLS, FXSE, '14-later FLHTCU, FLHTCUL, FLHTK, FLHTKL, FLTRU, '09-later Trike, CVO and models equipped with layback license plate mounting kits or side-mount license plates. Will fit '15-'16 FLHXSE models with replacement of Original Equipment Reflector).

G. LICENSE PLATE FRAME - CHROME

59863-94T

Fits 7.25" x 4.25" license plates (except XR, XL883N, XL1200CX, XL1200V, XL1200X, FXDB, FXDF, FXDLS, FXCW, FXCWC, FXSB, FXSE, Trike and '10 FXDWG models).

H. SKULL LICENSE PLATE MOUNTING HARDWARE

Leave them looking at your "attitude." This complete license plate hardware kit features chrome-plated skull-shaped bolts with sinister black-filled eyes. The hardware is installed with a special open wrench to reduce the possibility of license plate theft. Kit includes 4 skull bolts, nuts, lock washers and the special wrench.

94546-05 Universal (except FLHTCUTG).

I. BAR & SHIELD® LOGO LICENSE PLATE MOUNTING HARDWARE KIT

Proudly display the Bar & Shield. The Bar & Shield logo shaped bolt heads on this unique chrome-plated stainless steel License Plate Mounting Kit stand out from the pack. The hardware is installed with a custom Bar & Shield logo shaped wrench, reducing the possibility of license plate theft. The kit includes 4 lock nuts, washers, bolts and the special wrench.

94114-02 Universal (except FLHTCUTG).

J. WILLIE G™ SKULL COLLECTION LICENSE PLATE HARDWARE KIT

Your bike has an attitude front to back and the final view they see should reflect it. This chrome-plated hardware kit features a skull logo set off by a black background. Sold in sets of 4, includes 0.25"-20 x 0.75" fasteners with lock nuts and washers.

41170-03 Universal (except FLHTCUTG).

K. BAR & SHIELD LOGO LICENSE PLATE HARDWARE KIT

This chrome-plated hardware kit features the Bar & Shield logo set against a gloss black background. Kit includes a set of four 0.25"-20 x 0.75" fasteners with matching lock nuts and washers.

41161-01 Universal (except FLHTCUTG).

L. LICENSE PLATE MOUNTING KIT WITH BUTTON HEAD SCREWS

Kit contains two chrome button head screws, two chrome acorn nuts, two chrome flat washers and two chrome lock washers.

94109-95 Universal fitment.

M. LICENSE PLATE MOUNTING KIT

Kit contains two chrome 0.25" acorn nuts, two chrome 0.25"-20 screws and two chrome 0.25" lockwashers.

94135-93T Universal fitment.

Model Family Fitment:

- V-ROD
- SPORTSTER
- DYNA
- SOFTAIL
- TOURING

Not all products are available in all countries – please consult your dealer for details.

782 LIGHTING

Horns

A. LOUD SIDE-MOUNT HORN KIT

Get Noticed. Ride with increased confidence with a loud horn that will grab everyone's attention. Engineered to be 5dB louder (at 2 meters) than the '13-earlier Original Equipment side-mounted horn. The loud horn is stock on '14-later models equipped with side-mount horns. Designed to be a plug-in replacement that is easy to install. Fits all H-D® side-mount horn covers.

69060-90H††

Fits '91-later VRSC™, XL1200C, XL1200V, Dyna® (except '14-later FXDL), Softail® (except FLSTS, FLSTSC, FXCW, FXCWC, FXS, FXSB and FXSBSE), Touring and Trike models. Stock on '14-later models equipped with a side-mount horn.



A. LOUD SIDE-MOUNT HORN KIT

B. LOUD HORN KIT

Grab everyone's attention. Engineered to be 3dB louder (at 2 meters) than the Original Equipment front-mounted horn, this Horn Kit is tuned to a frequency that helps cut through the background noise. Designed to be a plug-in replacement for the factory horn, this easy-to-install option is available in your choice of brilliant chrome or gloss black finish. The traditional Bar & Shield® logo adds a classic finishing touch.

Fits '96-later XL and '08-'13 XR models with front-mount horn.

69000007 Chrome.

69000009 Gloss Black.



B. LOUD HORN KIT – CHROME



B. LOUD HORN KIT – GLOSS BLACK

C. SIDE-MOUNT HORN KIT – CHROME

Convert your stock Sportster® horn to the look of a Big Twin.

69112-95E††

Fits '92-later XL883, XL883C, XL883H, XL883L, XL883N, XL883R, XL1200, XL1200CX, XL1200L, XL1200N, XL1200R, XL1200V and XL1200X and '08-'13 XR models.

†† (E)



C. SIDE-MOUNT HORN KIT – CHROME

Not all products are available in all countries – please consult your dealer for details.

LIGHTING 783

Horns



D. HORN COVER KIT – GLOSS BLACK



E. HORN COVER KIT – WRINKLE BLACK



F. SMOOTH HORN COVER



G. AIR WING HORN COVER



H. BAR & SHIELD LOGO HORN COVER



I. CLASSIC HORN

D. HORN COVER KIT – GLOSS BLACK

This Horn Cover Kit is the perfect start in converting your powertrain to a striking “blacked-out” look. Manufactured from Original Equipment components, this cover is painted alongside our other components to ensure a matching black finish. Kit includes gloss black mounting bracket and hardware.

61300452

Fits '93-later models with side-mounted horn (except VRSC™ and XG).

E. HORN COVER KIT – WRINKLE BLACK

This powder coated horn cover is the perfect start in converting your powertrain to a striking “blacked-out” look. Manufactured from Original Equipment components, this cover is painted on the factory production line to ensure a matching wrinkle black finish.

69039-09A

Fits '93-later models with side-mounted horn (except VRSC and XG).

F. SMOOTH HORN COVER

Add a custom touch to your ride. Styled to complement the Smooth Air Cleaner Cover P/N 29153-07, this compact round horn cover features a mirror chrome finish. Mounts easily to the stock horn cover bracket.

68189-07A

Fits '93-later models with side-mounted horn (except VRSC and XG).

G. AIR WING HORN COVER

This exclusive Air Wing chrome-plated horn cover is styled to complement the Harley-Davidson® Billet Air Cleaner Cover and is a stylish replacement for the Original Equipment horn cover. Mounts easily to stock horn cover bracket.

69167-02B

Fits '93-later models with side-mounted horn (except VRSC and XG).

H. BAR & SHIELD® LOGO HORN COVER

Complement your engine fins with this chrome-plated horn cover with engraved inserts, which feature a Bar & Shield emblem accented by a black background. Easily mounts to stock horn bracket.

69166-01B

Fits '93-later models with side-mounted horn (except VRSC and XG).

I. CLASSIC HORN

Early style 12V horn features nostalgic Harley-Davidson Bar & Shield logo on chrome cover. To be used as an auxiliary horn only. Do not disconnect your Original Equipment horn.

69036-88A

Fits '88-'06 FXSTS models. Includes chrome mounting bracket and acorn nuts.

Model Family Fitment:

| | | |
|---|---|--|
|  V-ROD |  SPORTSTER |  DYNA |
|  SOFTAIL |  TOURING | |

Not all products are available in all countries – please consult your dealer for details.

784 LIGHTING

Electrical Accessories

A. AUXILIARY POWER SWITCH KIT – FAIRING MOUNT

Styled to match the Original Equipment fairing dash panel switches. These Auxiliary Power switches allow you to control additional fog lamps, auxiliary lighting, heated gear or electrical accessories with the touch of a finger. Kit includes two auxiliary switches, wire harnesses and installation hardware.

71400129

Fits '17-later Electra Glide®, Street Glide®, Road Glide®, Ultra Limited and Tri Glide® models. Does not fit CVO models.

71400106

Fits '14-'16 Electra Glide, Ultra Limited, Road Glide Ultra and Tri Glide models.

71400105

Fits '14-'16 Road Glide, Street Glide and Ultra Limited models. Includes dash switch assembly mount.



A. AUXILIARY POWER SWITCH KIT – FAIRING MOUNT
(71400129 SHOWN)

B. AUXILIARY ACCESSORY SWITCH HOUSING KIT

Keep your eyes on the road and your hands on the grips with these easy-to-reach Auxiliary Accessory Switch Housings. Available for left and right hand control clusters, these housings will allow you to install up to six switches (when two housings are used) to control various electrical devices. Available in black to match Original Equipment switch housings or a bright chrome finish to complement accessory Chrome Switch Housing Kits. All necessary mounting hardware is included. Switches sold separately.

Fits '96-later VRSC™, XL, XR, Dyna®, Softail® (except FLSTF, FLSTFB, FLSTFBS, FXSB and FXSE) and Touring models (except '15-later Road Glide). Does not fit Trike models. Does not fit models equipped with Large Diameter Handlebars, Handlebar-Mounted GPS, Boom! Audio Cruiser Amp & Speaker Kits or Tour-Pak™ Mounted CD Changer P/N 77184-01. '04-later XL and XR models require separate purchase of (2) Screw P/N 3832M.

70213-02C Chrome Left Side.

70248-02B Black Left Side.

Fits '96-later VRSC, XL, XR, Dyna, Softail (except FLSTF, FLSTFB, FLSTFBS and FXSE) and Touring models (except '15-later Road Glide). Does not fit Trike models. Does not fit models equipped with Large Diameter Handlebars, Handlebar-Mounted GPS, Boom! Audio Cruiser Amp & Speaker Kits or Tour-Pak Mounted CD Changer P/N 77184-01. '04-later XL and XR models require separate purchase of (2) Screw P/N 3832M.

70255-02B Chrome Right Side.

Also available:

AUXILIARY ON/OFF SWITCH KIT

Styled to match the Original Equipment hand controls. These Auxiliary On/Off switches allow you to control additional electrical accessories with the touch of a finger when installed in the Auxiliary Accessory Switch Housing. Switches sold individually.

71718-02

Fits Auxiliary Accessory Switch Housing Kits P/N 70255-02B, 70256-02, 70213-02C and 70248-02B.



A. AUXILIARY POWER SWITCH KIT – FAIRING MOUNT
(71400106 SHOWN)



A. AUXILIARY POWER SWITCH KIT – FAIRING MOUNT
(71400105 SHOWN)

B. AUXILIARY ACCESSORY SWITCH HOUSING KIT – BLACK
(SHOWN WITH AUXILIARY ON/OFF SWITCH)

Model Family Fitment:

V-ROD
 SPORTSTER
 DYNA

 SOFTAIL
 TOURING



B. AUXILIARY ACCESSORY SWITCH HOUSING KIT – CHROME
(SHOWN WITH AUXILIARY ON/OFF SWITCH)

Not all products are available in all countries – please consult your dealer for details.

NEW



C. ELECTRICAL CONNECTION UPDATE KIT – TOURING
(69200722 SHOWN)



C. ELECTRICAL CONNECTION UPDATE KIT – TOURING
(69201599 SHOWN)



D. ELECTRICAL CONNECTION UPDATE KIT



E. FAIRING POWER EXTENSION HARNESS



F. SWITCHED CIRCUIT ADAPTER HARNESS



G. ELECTRICAL ACCESSORY ADAPTER

C. ELECTRICAL CONNECTION UPDATE KIT – TOURING*

Harness plugs into accessory connector to provide 12-volt power leads. Required to install Heated Grips, XM Radio, Cruiser Amp & Speaker Systems, zūmo® GPS, Digital Oil Pressure Gauge, Garage Door Opener Kits, Heated Seats and decorative lighting on '14-later Touring and Trike models.

69200722

Fits '14-'16 Touring and Trike models.

69201599

Fits '17-later Touring and Trike models.

D. ELECTRICAL CONNECTION UPDATE KIT*

Mini 'Y' harness plugs into data port to provide 12-volt power leads and replacement data port socket. This kit is required to easily complete the installation of accessories requiring electrical power connection. For use with accessories like Road Tech™ zūmo GPS Navigators, Boom! Audio Cruiser Amp and Speakers, Mini-Tachs, Digital Oil Pressure Gauges and Heated Grips.

72673-11

Fits '14-later XL, '12-later Dyna® and '11-later Softail® models.

E. FAIRING POWER EXTENSION HARNESS

Harness permits the addition of multiple accessories to the front fairing power connector, including Boom! Audio Hidden AM/FM/WB Antenna, Electra Glo Light Rings or Electra Glo Fairing Edge Lights.

69200921

Fits '14-later Electra Glide®, Road Glide®, Street Glide®, Ultra Limited and Tri Glide® models.

F. SWITCHED CIRCUIT ADAPTER HARNESS*

This harness allows two accessories to be connected to the switched accessory circuit featured on '94-later Touring models. You then may switch two accessories on or off simultaneously as required.

70264-94A

Fits '94-later Touring and Trike models. Required on '14-later Touring and Trike models when connecting multiple powered accessories using Electrical Connection Kit P/N 69200722, 71400129, or 69201599.

69201706

Fits '17-later Touring and Trike models. Required when connecting the CoolFlow Fan and another powered accessory using Electrical Connection Kit P/N 69201599.

G. ELECTRICAL ACCESSORY ADAPTER*

Harness accommodates the addition of multiple electrical accessories to the main battery power circuit on specified models.

70270-04A

Fits '07-later VRSC™, '04-'13 XL and XR, '04-'11 Dyna, '04-'10 Softail and '04-'13 Touring models. Also fits '14-later Touring and Trike when equipped with a third or fourth pair of Boom! Audio Stage II Speakers.

*NOTE: It is possible to overload your motorcycle's charging system by adding too many electrical accessories. If your combined electrical accessories operating at any one time consume more electrical current than your vehicle's charging system can produce, the electrical consumption can discharge the battery and cause vehicle electrical system damage. Ask your dealer for advice about the amount of current consumed by additional electrical accessories.

Not all products are available in all countries – please consult your dealer for details.



HARLEY-DAVIDSON®

WHEELS

Let your personal style roll on and on. Make more of a statement, from classic to cutting-edge forged models, and let your wheels do the talking.



GENUINE MOTOR PARTS & ACCESSORIES

NOT ALL PRODUCTS ARE AVAILABLE IN ALL COUNTRIES –
PLEASE CONSULT YOUR DEALER FOR DETAILS.



STRENGTH AND STYLE

From a visual perspective, the wheels, sprocket and brake rotors make up almost half of the motorcycle's profile, and they set the styling direction for the whole bike. Choose wisely. Harley-Davidson® forged and cast wheels undergo thousands of hours of real-world testing to meet the highest standards of performance and durability.

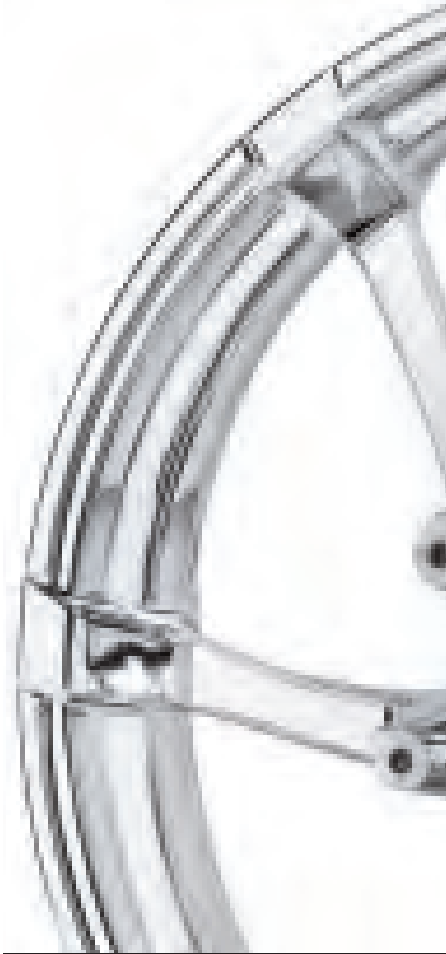
Not all products are available in all countries – please consult your dealer for details.

CONTRAST CHROME
TURBINE WHEELS

TURBINE POLISHED
FLOATING BRAKE ROTORS



WHEEL FINISH OPTIONS



MIRROR CHROME

Looking for the ultimate flash? Choose Mirror Chrome wheels. To achieve this rich look, our dedicated team of polishers spends hours preparing the wheel for its finish. All visible wheel surfaces are micro-polished to a glass smooth finish, and special masking is applied to prevent contamination to threads and bearing bores.



CONTRAST CHROME

Can't make up your mind? Choose Contrast Chrome wheels. We start with a hand polished wheel, and add a proprietary finish that features both gloss black paint and chrome highlights. The combination produces a stunning contrast that lightens the wheel's profile by visually thinning the spokes, rim and hub.



GLOSS BLACK

Want a sinister look? Choose Gloss Black. First, we polish all the surfaces. Then we apply the rich coating for a finish with incredible depth and shimmer. The all-black spoke and rim blend with the tire sidewall to deliver a massive profile on a blacked-out bike, but the deep gloss surface holds its own in the company of chrome.



CARE + MAINTENANCE

The road provides plenty of nasty elements that can be potentially damaging to the finish of motorcycle wheels. Harley Wheel & Tire Cleaner safely removes brake dust and road grime from wheels, tires and whitewalls in seconds. Just wet the wheel, spray on Wheel & Tire Cleaner, work it into tight areas with a Spoke Brush, and rinse away the dirt.

WHEEL ORDERING PROCESS

- Step 1:** Select a wheel part number for your specific fitment.
- Step 2:** Select the wheel installation kit for your specific application (model, year, and front or rear).
Note: If your model is not specified in the wheel fitment, a wheel installation kit will not make the wheel fit your model.
- Step 3:** Refer to the instruction sheet included in your wheel kit to determine the necessary parts required from the installation kit.
- Step 4:** Use only Harley-Davidson® specified tires. See a Harley-Davidson dealer. Using non-specified tires can adversely affect stability, handling or braking, which could result in death or serious injury.

790 WHEELS

Turbine



TURBINE CUSTOM WHEELS

Bring the gleam and add some edge. These cast aluminum Turbine-style wheels feature 21 spokes which extend all the way to the edge of the rim, creating the illusion of a larger wheel diameter. The visually stunning wheels are meticulously polished and chrome plated for maximum reflective effect. All Genuine Motor Accessory wheels have been certified by Harley-Davidson® to perform to our tough vehicle standards for quality and durability. Available in two unique finishes.

Requires separate purchase of model-specific Wheel Installation Kit, Sprocket hardware and Brake Rotor-specific hardware. See I-sheet for details. Installation may require separate purchase of wheel size and model-specific tire.

TURBINE CUSTOM WHEELS (SHOWN ON STREET GLIDE® MODEL)



**Mirror Chrome Turbine Wheel –
19" Front**



**Contrast Chrome Turbine Wheel –
19" Front**



Turbine Polished Rotors

19" Front

Fits '14-later Touring models (except CVO). Does not fit Trike models. Requires separate purchase of (2) Turbine Floating Brake Rotors P/N 41500120.

43300395 Mirror Chrome.

43300396 Contrast Chrome.

18" Rear

Fits '14-later Touring models (except CVO). Does not fit Trike models.

40900403 Mirror Chrome.

40900405 Contrast Chrome.

Shown with:

TURBINE POLISHED FLOATING BRAKE ROTORS

Complete the custom look with floating brake rotors, styled to complement Original Equipment or custom wheels. Floating rotors feature a steel inner carrier that is shaped to accent the wheel, with a polished and drilled stainless steel outer disc that is precision-riveted in place. Rotors are sold individually and include chrome mounting hardware.

41500120

Fits '14-later XL, '06-later Dyna® (except FXDLS), '15-later Softail® (except FXSE), '08-later Touring and '09-later Trike models with Original Equipment or accessory wheel with 3.25" bolt circle rotor mount.

WHEELS 791

Aggressor



AGGRESSOR CUSTOM WHEELS

Take the offensive. The unique forward slashing spokes echo the perfect balance of a traditional Ninja Kama blade, and blend into the rim for a seamless look. The slim spokes and surrounding rim add a light and open look to the bike's profile, but still pass all of H-D®'s rigorous tests for strength and durability. Available in two unique finishes.

Requires separate purchase of model-specific Wheel Installation Kit, Sprocket hardware and Brake Rotor-specific hardware. See I-sheet for details. Installation may require separate purchase of wheel size and model-specific tire.

AGGRESSOR CUSTOM WHEELS (SHOWN ON STREET GLIDE® MODEL)



Mirror Chrome Aggressor Wheel –
19" Front



Contrast Chrome Aggressor Wheel –
19" Front



Aggressor Polished Rotors

19" Front

Fits '09-later Touring models (except CVO unless originally equipped with Aggressor wheels). Does not fit Trike models. Requires separate purchase of Aggressor Brake Rotors P/N 41500102 (left) and 41500103 (right).

43300321 Mirror Chrome.

43300385 Contrast Chrome.

18" Rear

Fits '09-later Touring models (except CVO unless originally equipped with Aggressor wheels). Does not fit Trike models.

40900329 Mirror Chrome.

40900390 Contrast Chrome.

Shown with:

AGGRESSOR POLISHED FLOATING BRAKE ROTOR

Complete the custom look with Aggressor Floating Rotors. Styled to complement the Aggressor front wheel, the inner spider features a cutout design that mirrors the wheel's distinctive spoke pattern. Rotors include chrome mounting hardware.

Fits '09-later Touring models equipped with Aggressor Custom Front Wheel.

41500102 Front – Left.

41500103 Front – Right.

792 WHEELS

Agitator



AGITATOR CUSTOM WHEELS

Get ready to stir things up. The 7 forward-facing spokes of these Agitator Wheels dig deep into the soul for maximum custom impact. Spiraling from the custom hub, the flat profile spokes blend to the edge of the rim, minimizing the profile of the wheel and adding an open look that's easy to see around the matching Floating Brake Rotors. Available in your choice of finish, these wheels will set the stage for your custom direction.

Requires separate purchase of model-specific Wheel Installation Kit, Sprocket hardware and Brake Rotor-specific hardware. See I-sheet for details. Installation may require separate purchase of wheel size and model-specific tire.

AGITATOR CUSTOM WHEELS (SHOWN ON ROAD GLIDE® MODEL)



**Mirror Chrome Agitator Wheel –
19" Front**



**Contrast Chrome Agitator Wheel –
19" Front**



**Gloss Black Agitator Wheel –
19" Front**

19" Front

Fits '09-later Road King®, Road Glide and Street Glide® models and '14-later Ultra Classic™ and Ultra Limited models (except '12-later CVO unless originally equipped with Agitator wheels). Does not fit Trike models. Requires separate purchase of Agitator Floating Brake Rotors.

55071-11 Mirror Chrome.

Fits '09-later Touring models (except '12-later CVO unless originally equipped with Agitator wheels). Does not fit Trike models. Requires separate purchase of Agitator Floating Brake Rotors.

55070-11 Contrast Chrome.

43300442 Gloss Black.

18" Rear

Fits '09-later Touring models (except '12-later CVO unless originally equipped with Agitator wheels). Does not fit Trike models.

47951-10 Mirror Chrome.

40225-10 Contrast Chrome.

40900459 Gloss Black.

Shown with:

AGITATOR POLISHED BRAKE ROTORS

Front Left. Fits '09-later Touring models equipped with Agitator Custom Front Wheel.

41500007 Chrome Inner.

41500053 Gloss Black Inner.

Front Right. Fits '09-later Touring models equipped with Agitator Custom Front Wheel.

41500008 Chrome Inner.

41500052 Gloss Black Inner.



ANARCHY 5-SPOKE WHEELS

The 5 beefy spokes of this custom wheel dramatically change the look of your Touring model or Trike. The “ball-milled” spokes radiate from the unique center hub to blend with the machined rim, opening the bike for a light, sporting profile. Available in your choice of finish, these wheels add a true hot-rod direction to your ride.

Requires separate purchase of model-specific Wheel Installation Kit, Sprocket hardware and Brake Rotor-specific hardware. See I-sheet for details. Installation may require separate purchase of wheel size and model-specific tire.

ANARCHY 5-SPOKE WHEELS (SHOWN ON STREET GLIDE® MODEL)



Mirror Chrome Anarchy Wheel – 18" Front



Contrast Chrome Anarchy Wheel – 18" Front



Polished Rotors

18" Front

Fits '09-later Touring and (except '12-later CVO) FLHTCUTG models. Requires separate purchase of (2) Open Floating Brake Rotors P/N 41500012A (polished) or 44553-06A (raw).

55066-11 Mirror Chrome.

55128-11 Contrast Chrome.

18" Rear

Fits '09-later Touring models. (except '12-later CVO) Does not fit Trike models.

55067-11 Mirror Chrome.

55129-11 Contrast Chrome.

16" Rear

Fits '09-later FLHTCUTG models. Requires separate purchase of hub cap and 16" tire. See your dealer or instruction sheet for specific details.

55069-11 Mirror Chrome.

55130-11 Contrast Chrome.

Shown with:

OPEN FLOATING BRAKE ROTORS

Complete the custom look with open design Floating Brake Rotors, styled to complement a variety of custom wheels. Rotors are sold individually.

Fits '06-later VRSC™ and Dyna® models. Also fits '08-later Touring and Trike models. Requires Original Equipment or Accessory wheel with 6.7" bolt circle rotor mount. Does not fit Enforcer or Impeller wheels.

41500012A Front – Polished.

44553-06A Front – Raw.

794 WHEELS

Impeller



IMPELLER CUSTOM WHEELS

Shift into a higher gear. Add a custom touch of chrome without changing the distinctive style of your Touring motorcycle. These custom finished versions of the 10-spoke Original Equipment cast aluminum wheels are the perfect marriage of tough and mechanical with stunning and dazzling. Available in a 100% polished brilliant mirror chrome or contrast chrome finishes, these wheels have undergone hundreds of hours of real-world testing to meet the highest standards of performance and durability.

Requires separate purchase of model-specific Wheel Installation Kit, Sprocket hardware and Brake Rotor-specific hardware. See I-sheet for details. Installation may require separate purchase of wheel size and model-specific tire.

IMPELLER CUSTOM WHEELS (SHOWN ON ROAD KING® MODEL)



**Mirror Chrome Impeller Wheel –
17" Front**



**Contrast Chrome Impeller Wheel –
17" Front**



Polished Rotors

17" Front

Fits '09-later Touring models (except '12-later CVO). Does not fit Trike models.

43300386 Contrast Chrome.

43300338 Mirror Chrome.

16" Rear

Fits '09-later Touring models (except '12-later CVO). Does not fit Trike models.

40900391 Contrast Chrome.

40900348 Mirror Chrome.

Shown with:

POLISHED BRAKE ROTORS – FRONT

A perfect complement to stock or custom wheels. Manufactured to Original Equipment specifications for exact fit, these rotors are meticulously polished to achieve a chrome-like appearance. Rotors are sold individually and include chrome installation hardware.

41500094

Fits '14-later Touring models (except FLHRC, FLHRSE and FLHTKSE) with Original Equipment, Enforcer or Impeller wheels. Also fits '09-'13 Touring models equipped with Enforcer or Impeller wheels.

WHEELS 795

Enforcer



ENFORCER CUSTOM WHEELS

Bring on the bling! Add a custom touch without changing the distinctive style of your Touring motorcycle. These 100% polished and mirror chrome plated versions of the split 5-spoke Original Equipment cast aluminum wheels broadcast stunning reflections, even while standing still. These wheels have undergone hundreds of hours of real-world testing to meet the highest standards of performance and durability.

Requires separate purchase of model-specific Wheel Installation Kit, Sprocket hardware and Brake Rotor-specific hardware. See I-sheet for details. Installation may require separate purchase of wheel size and model-specific tire.

ENFORCER CUSTOM WHEELS (SHOWN ON STREET GLIDE® MODEL)



**Mirror Chrome Enforcer Wheel –
19" Front, Touring**

19" Front

43300336 Mirror Chrome.
Fits '09-later Touring models (except '12-later CVO).
Does not fit Trike models.

43300324 Mirror Chrome.
Fits '09-later Trike models.



**Mirror Chrome Enforcer Wheel –
19" Front, Trike**

16" Rear

40900346 Mirror Chrome.
Fits '09-later Touring models (except '12-later CVO).
Does not fit Trike models.

15" Rear

40900070 Mirror Chrome.
Fits '09-later Trike models.



**Mirror Chrome Enforcer Wheel –
15" Rear, Trike**

Also available:

POLISHED BRAKE ROTORS – TOURING

41500094

Fits '14-later Touring models (except FLHRC, FLHRSE and FLHTKSE) with Original Equipment, Enforcer or Impeller wheels. Also fits '09-'13 Touring models equipped with Enforcer or Impeller wheels.

POLISHED BRAKE ROTORS – TRIKE

41500107

Split 7 Spoke.
Fits '14-later XL, '06-later Dyna®, '15-later Softail®, '08-later Touring and '09-later Trike models with Original Equipment of accessory wheels with 3.25" bolt circle rotor mount.

796 WHEELS

Slicer



SLICER CUSTOM WHEELS

Cut to the bone. The seven minimalist spokes radiate from the center hub and grasp the rim with an iron fist. The mirror chrome finish and the faceted spokes collect the light and throw it back in a brilliant display. Tested to H-D®'s high standards for durability and finish, this wheel will give you years of trouble-free miles.

Requires separate purchase of model-specific Wheel Installation Kit, Sprocket hardware and Brake Rotor-specific hardware. See I-sheet for details. Installation may require separate purchase of wheel size and model-specific tire.

SLICER CUSTOM WHEELS (SHOWN ON ELECTRA GLIDE® MODEL)



**Mirror Chrome Slicer Wheel –
17" Front**

17" Front

43300388 Mirror Chrome.
Fits '14-later Touring models (except CVO unless originally equipped with Slicer wheels). Does not fit Trike models. Requires separate purchase of (2) Polished Brake Rotors P/N 41500040.



**Mirror Chrome Slicer Wheel –
16" Rear**

16" Rear

40900332 Mirror Chrome.
Fits '14-later Touring models (except CVO unless originally equipped with Slicer wheels). Does not fit Trike models.



Polished Rotors

Shown with:

POLISHED FLOATING BRAKE ROTORS

Complete the custom look with Floating Rotors. Styled to complement the Chisel and Slicer front wheel, the inner spider features a cutout design that mirrors the wheel's 7 distinctive open spokes. Rotors are polished to a mirror shine to match your customizing direction. Rotors include chrome mounting hardware.

41500040

Fits '09-later Touring models equipped with Chisel or Slicer Custom Front Wheel.

MACHETE CUSTOM WHEELS

Tempered like a fine blade, the Machete wheel holds an edge like no other. This stunning mirror chrome motion-style wheel features 3-dimensional cutting edge spokes that catch the light and shine like the full moon on a cloudless night. Tested to H-D®'s high standards for durability and finish, this wheel will give trouble-free miles year after year, and will keep attracting the crowd's attention.

Requires separate purchase of model-specific Wheel Installation Kit, Sprocket hardware and Brake Rotor-specific hardware. See I-sheet for details. Installation may require separate purchase of wheel size and model-specific tire.



MACHETE CUSTOM WHEELS (SHOWN ON SOFTAIL® DELUXE MODEL)



**Mirror Chrome Machete Wheel –
21" Front**

21" Front

43300367 Mirror Chrome.
Fits '14-later XL883N and XL1200V models. Also fits '00-'13 XL models (except XL883R, XL1200R, XL1200S, XL1200X, and '11-'13 XL883L and XL1200C).

16" Front

43300369 Mirror Chrome.
Fits '07-later FLS, FLSS, FLST, FLSTC and FLSTN models.

43300371 Mirror Chrome.
Fits '11-later XL1200C and '10-later XL1200X models.



**Mirror Chrome Machete Wheel –
16" Front**

16" Rear

40900088 Mirror Chrome.
Fits '08-later FLS, FLSS, FLSTC, FLSTN and '11-'13 FXS models.

40900370 Mirror Chrome.
Fits '00-later XL models (except '11-later XL883L and XL1200T and '16-later XL1200CX).



**Mirror Chrome Billet Sprocket
Machete Wheel**

Shown with:

MACHETE BILLET SPROCKETS

42200066 Chrome.
Fits '07-later FLS, FLSS, FLSTC, FLSTN, FLSTSC, FXCW, FXCWC, FXS, FXSB and FXSTD and '12-later FLSTF, FLSTFB, FLSTFBS, FLSTNSE, FLSTSE, FXSBSE and FXST models. Does not fit '07-'15 Japan models. Requires separate purchase of model-specific sprocket mounting hardware.

42200068 Chrome.
Fits '07-later XL and '09-'13 XR models (except Japan models). Requires separate purchase of model-specific sprocket mounting hardware.

798 WHEELS

Turbine

A. TURBINE CUSTOM WHEELS – BREAKOUT**

Bring the gleam and add some edge. These cast aluminum Turbine-style wheels feature 21 spokes which extend all the way to the edge of the rim, creating the illusion of a larger wheel diameter. Original Equipment on the CVO Breakout model, these visually stunning wheels are meticulously polished and chrome-plated for maximum reflective effect. All Genuine Motor Accessory wheels have been certified by Harley-Davidson® to perform to our tough vehicle standards for quality and durability.

21" Front

Fits '13-later FXSB and FXSBSE models.

43300047 Mirror Chrome.

43300315 Contrast Chrome.

18" Rear

Fits '13-later FXSB and FXSBSE and '16-later FXSE models.

40900057 Mirror Chrome.

40900324 Contrast Chrome.



A. TURBINE CUSTOM WHEELS – BREAKOUT
MIRROR CHROME



A. TURBINE CUSTOM WHEELS – BREAKOUT
CONTRAST CHROME

*NOTE: Requires separate purchase of model-specific Wheel Installation Kit, Sprocket hardware and Brake Rotor-specific hardware. See I-sheet for details. Installation may require separate purchase of wheel size and model-specific tire.

Model Family Fitment:

■ V-ROD ■ SPORTSTER ■ DYNA
■ SOFTAIL ■ TOURING

Not all products are available in all countries – please consult your dealer for details.

WHEELS 799

Stinger & 9-Spoke



B. STINGER CUSTOM WHEELS – MIRROR CHROME

B. STINGER CUSTOM WHEELS*

Scratch your customizing itch. This cutting edge 5-spoke Stinger Wheel is designed to draw your eye and hold your attention. The spiral spokes radiate from the fluted hub imparting a sense of motion and their slim cross section creates an open and airy profile. These fully polished and mirror chrome finished 18" wheels feature a deeply notched rim that adds visual interest and can be accented with matching Stinger Sprockets and custom wave-accented Floating Brake Rotors. These cast aluminum wheels have undergone hundreds of hours of real-world testing to meet the highest standards of performance and durability.

18" Front

41503-10 Mirror Chrome.
Fits '08-later FLSTF, FLSTFB, FLSTFBS and '08-'11 FLSTSB models.

18" Rear

41509-10 Mirror Chrome.
Fits '08-later FLSTF, FLSTFB, FLSTFBS, FLSTSB, FXST, FXSTB and FXSTC models.

Also available:

STINGER BILLET SPROCKETS

42200030

Fits '07-later FLS, FLSS, FLSTC, FLSTN, FLSTSC, FXCW, FXCWC, FXS, FXSB and FXSTD and '12-later FLSTF, FLSTFB and FLSTFBS models. Does not fit Japan models. Requires separate purchase of model-specific sprocket mounting hardware.

Shown with:

STINGER CUSTOM FLOATING BRAKE ROTORS

41500036 Front Left.
Fits '00-'14 Softail® models.

41500032 Front Left.
Fits '06-later Dyna® (except FXDLS) and '15-later Softail (except FXSE) models with barrel-shaped (3.25" bolt circle) wheel hub.

41500038 Rear.
Fits '00-later Dyna and Softail models.

C. 9-SPOKE CAST WHEELS*

Styled to match the popular 9-spoke traditional Touring wheel, these wheels utilize tooling developed specifically to give a near perfect finish without the "waves" created when polishing the Original Equipment cast wheel. The rib on the Original Equipment wheel spoke has been removed to provide a smooth uninterrupted look and countless hours of polishing result in a superior finish.

16" Front

41880-07 Mirror Chrome.
Fits '00-later FLS, FLSS, FLST, FLSTC, FLSTN, '00-'06 FLSTF, '05 FLSTFSE and '14-later FLSTNSE models.

41886-07 Mirror Chrome.
Fits '09-later FLHRC models. Also fits '00-'08 Touring models.

16" Rear

41883-07 Mirror Chrome.
Fits '03-'07 FLST, FLSTC and FLSTN, '03-'06 FLSTF, '05 FLSTFSE and '03-'05 FXST, FXSTB and FXSTS models.

41889-07 Mirror Chrome.
Fits '00-later XL (except XL1200CX, XL1200T and '11-later XL 883L), '00-'05 Dyna, '00-'02 Softail (except FXSTD) and '00-'08 Touring models.

40789-08 Mirror Chrome.
Fits '08-later FLS, FLSS, FLSTC, FLSTN, '14-'15 FLSTNSE and '11-'13 FXS models.



C. 9-SPOKE CAST WHEEL – MIRROR CHROME

*NOTE: Requires separate purchase of model-specific Wheel Installation Kit, Sprocket hardware and Brake Rotor-specific hardware. See I-sheet for details. Installation may require separate purchase of wheel size and model-specific tire.

Not all products are available in all countries – please consult your dealer for details.

800 WHEELS

Slotted 6-Spoke

A. SLOTTED 6-SPOKE WHEELS*

A dramatic look that breaks the mold in motorcycle wheel styling. Available in your choice of finish, this stylish custom wheel incorporates the strength of twelve spokes into the illusion of a lightweight 6-spoke design. Fingerlike slots radiate from the center to the uniquely rounded smooth finishes on the inner and outer rim.

21" Front

Fits '00-later FXDWG, '00-'15 FXS, FXST, FXSTB, FXSTC and FXSTD '08 FXDSE models. Does not fit FXSTDSE.

43925-07 Textured Black.

43973-08 Mirror Chrome.

Fits '14-later XL883N and XL1200V, '00-'13 XL (except XL1200X, '11-'13 XL883L and XL1200C) and '00-'05 Dyna® models (except FXDWG).

44056-07 Textured Black.

19" Front

Fits '06-later Dyna models (except FLD, FXDF, FXDFSE, FXDLS and FXDWG). Installation on models equipped with Original Equipment cast wheel will require separate purchase of Floating Brake Rotor.

43538-09 Mirror Chrome.

43577-09 Textured Black.

Fits '14-later XL883N and XL1200V, '00-'13 XL (except XL1200X, '11-'13 XL883L and XL1200C) and '00-'05 Dyna models (except FXDWG).

44057-07 Textured Black.

16" Front

Fits '00-later FLS, FLSS, FLST, FLSTC and FLSTN, '00-'06 FLSTF and '05 FLSTFSE models.

43919-07 Textured Black.

17" Rear

Fits '06-later Dyna (except FXDF, FXDFSE and FXDLS) and '00-'07 FXSTD models.

43942-07 Textured Black.

43972-08 Mirror Chrome.

16" Rear

Fits '03-'07 FLST, FLSTC and FLSTN, '03-'06 FLSTF, '05 FLSTFSE and '03-'05 FXST, FXSTB and FXSTS models.

43931-08 Textured Black.

Fits '00-later XL (except XL1200CX, XL1200T and '11-later XL883L), '00-'05 Dyna, '00-'02 Softail® (except FXSTD) and '00-'08 Touring models.

43929-08 Textured Black.



A. SLOTTED 6-SPOKE WHEELS – MIRROR CHROME



A. SLOTTED 6-SPOKE WHEELS – TEXTURED BLACK

*NOTE: Requires separate purchase of model-specific Wheel Installation Kit, Sprocket hardware and Brake Rotor-specific hardware. See I-sheet for details. Installation may require separate purchase of wheel size and model-specific tire.

Model Family Fitment:

■ V-ROD ■ SPORTSTER ■ DYNA
■ SOFTAIL ■ TOURING

Not all products are available in all countries – please consult your dealer for details.

WHEELS 801

Reaper & ThunderStar™



B. REAPER CUSTOM WHEELS – MIRROR CHROME

B. REAPER CUSTOM WHEELS*

Step out from behind the shroud. Brilliant cast wheels feature a forward slashing scythe design that radiates from the compact center hub. Honed to a razor's edge, the 5 curved blade spokes blend with the rim to provide a look of continuous motion. Cast of premium quality aluminum, the hub, spokes and rim are polished glass-smooth and finished in Mirror Chrome.

21" Front

40778-08 Mirror Chrome.
Fits '00-later FXDWG, '00-'15 FXS, FXST, FXSTB, FXSTC, FXSTD and FXSTS and '08 FXDSE models. Does not fit FXSTDSE.

19" Front

41983-08 Mirror Chrome.
Fits '06-later Dyna® models (except FLD, FXDF, FXDFSE, FXDLS, FXDWG and '14-later FXDL). Installation on models equipped with Original Equipment laced wheel will require separate purchase of Floating Brake Rotor.

17" Front

40779-08 Mirror Chrome.
Fits '08-later FLSTF, FLSTFB and FLSTFBS models. Recommend separate purchase of Floating Brake Rotor.

17" Rear

40802-08 Mirror Chrome.
Fits '08-later FLSTF, FLSTFB, FLSTFBS, FLSTSB, FXST, FXSTB and FXSTC models.

41981-08 Mirror Chrome.
Fits '06-later Dyna (except FXDF, FXDFSE and FXDLS) and '00-'07 FXSTD models.

C. THUNDERSTAR CUSTOM WHEELS*

Impressive styling and performance all rolled into one, this premium quality cast aluminum wheel is named for its striking 5-spoke design. Available in mirror chrome finish, this wheel offers a captivating style.

21" Front

43602-07 Mirror Chrome.
Fits '00-later FXWDG and '00-'15 FXS, FXST, FXSTB, FXSTC, FXSTD and FXSTS models. Does not fit FXSTDSE.

19" Front

44282-07 Mirror Chrome.
Fits '14-later XL883N and XL1200V, '00-'13 XL (except XL1200X and '11-'13 XL883L and XL1200C) and '00-'05 Dyna models (except FXDWG).

16" Front

43609-07 Mirror Chrome.
Fits '00-later FLS, FLSS, FLST, FLSTC and FLSTN, '00-'06 FLSTF and '05 FLSTFSE models.

43703-08 Mirror Chrome.
Fits '00-'08 Touring models.

16" Rear

43649-08 Mirror Chrome.
Fits '00-later XL (except XL1200CX, XL1200T and '11-later XL883L), '00-'05 Dyna, '00-'02 Softail® (except FXSTD) and '00-'08 Touring models.

44544-08 Mirror Chrome.
Fits '03-'07 FLST, FLSTC and FLSTN, '03-'06 FLSTF, '05 FLSTFSE and '03-'05 FXST, FXSTB and FXSTS models.



C. THUNDERSTAR CUSTOM WHEELS

*NOTE: Requires separate purchase of model-specific Wheel Installation Kit, Sprocket hardware and Brake Rotor-specific hardware. See I-sheet for details. Installation may require separate purchase of wheel size and model-specific tire.

Not all products are available in all countries – please consult your dealer for details.

802 WHEELS

Magnum 5 & Sprocket Covers

A. MAGNUM 5 CUSTOM WHEEL*

Click off the safety and pull the trigger for a true custom ride. The bold, brawny design is inspired by the steel of a large-frame revolver. This one-piece cast aluminum wheel features high-impact styling, with 15 individual spokes that converge to form five distinct columns. The cast-in "rivets" visually tie the oval cross-section spokes to the rim and the hub and hit the styling target like a high-velocity bullet. Requires separate purchase of model-specific Wheel Installation Kit, Sprocket hardware and Brake Rotor-specific hardware. See I-sheet for details. Installation may require separate purchase of wheel size and model-specific tire.

21" Front

43300051 Cut Back Gloss Black.
Fits '00-later FXDWG, '00-'15 FXS, FXST, FXSTB, FXSTC and FXSTD and '08 FXDSE models. Does not fit FXSTDSE.

19" Front

43300049 Cut Back Gloss Black.
Fits '06-later Dyna® models (except FLD, FXDF, FXDFSE, FXDLS, FXDWG and '14-later FXDL). Installation on models equipped with Original Equipment laced wheel will require separate purchase of Floating Brake Rotor. Does not fit with chrome Front Wheel Spacer Kit P/N 41420-08.

17" Rear

40900059 Cut Back Gloss Black.
Fits '06-later Dyna (except FXDF, FXDFSE and FXDLS) and '00-'07 FXSTD models.

B. DISC REAR WHEEL CHROME

This meticulously polished and chrome-plated version of the Original Equipment solid rear wheel retains the raised rib design. Requires separate purchase of model-specific Wheel Installation Kit, Sprocket hardware and brake rotor-specific hardware. See I-sheet for details.

41174-07 17" Rear.
Fits '06-later Dyna (except FXDF, FXDFSE and FXDLS) and '00-'07 FXSTD models.

C. SPROCKET COVER – CHROME

This Sprocket Cover gives the appearance of having a chrome sprocket at a fraction of the cost. It matches the styling of the Original Equipment sprocket and bolts on using the stock hardware.

37757-07
Fits '07-later Softail® (except FLSTNSE, FXCW, FXCWC, FXSB, FXSBSE and FXSE).

91347-00
Fits '00-'06 Softail models.

D. MAGNUM 5 SPROCKET COVER

Styled to match the distinctive Magnum 5 Custom Wheel. Available in mirror chrome or gloss black, this Sprocket Cover gives the appearance of having a custom sprocket at a fraction of the cost. Cover is easy to install with Original Equipment hardware or add the Chrome Hardware Kit P/N 94773-07 (sold separately) for a finished look.

Fits '07-later Dyna models (except FLD).

40120-09 Chrome.
42200010 Gloss Black.

Fits '07-later Softail models (except FLSTNSE, FXCW, FXCWC, FXSB, FXSBSE and FXSE).

40121-09 Chrome.
42200011 Gloss Black.



A. MAGNUM 5 CUSTOM WHEEL – CUT BACK GLOSS BLACK



B. DISC REAR WHEEL CHROME



C. SPROCKET COVER – CHROME



Chrome

Gloss Black

D. MAGNUM 5 SPROCKET COVER

*NOTE: Requires separate purchase of model-specific Wheel Installation Kit, Sprocket hardware and Brake Rotor-specific hardware. See I-sheet for details. Installation may require separate purchase of wheel size and model-specific tire.

Not all products are available in all countries – please consult your dealer for details.

WHEELS 803

Sprockets

E. BILLET SPROCKETS

Designed to complement the wheel's styling, these custom sprockets are manufactured from 6061-T6 forged billet aircraft aluminum and precision machined to exacting Original Equipment standards. Harley-Davidson® custom sprockets are finished with a proprietary process that combines the decorative chrome with a wear-resistant surface applied to the teeth.

Fits '07-later XL and '09-later XR models (except Japan models). Requires separate purchase of model-specific sprocket mounting hardware.

42200068 Machete – Chrome.

42200069 Machete – Gloss Black.

Fits '00-'05 Dyna® models. Requires separate purchase of model-specific sprocket mounting hardware.

Fits '07-later Dyna models (except Japan models and Brazilian FLD). Requires separate purchase of model-specific sprocket mounting hardware.

40451-07 Slotted 6-Spoke.

37833-10 Stinger.

42200001A Cut Back Black.

Fits '00-'06 Softail® models (except '06 FLSTFSE, FXST, FXSTB and FXSTS). FXSTD models require Spacer Kit P/N 29786-01. Requires separate purchase of model-specific sprocket mounting hardware.

40447-01 Slotted 6-Spoke.

40126-00 Chrome ThunderStar.

Fits '07-'11 FLSTF, FLSTFB, FLSTSB, FXST, FXSTB and FXSTC models (except Japan models). Requires separate purchase of model-specific sprocket mounting hardware.

37834-10 Stinger.

Fits '07-later FLS, FLSS, FLSTC, FLSTN, FLSTSC, FXCW, FXCWC, FXS, FXSB and FXSTD, '12-later FLSTF, FLSTFB, FLSTFBS, FLSTNSE, FLSTSE, FXSBSE and FXST, and '16-later FXSE models. Does not fit '07-'15 Japan models. Requires separate purchase of model-specific sprocket mounting hardware.

42200066 Machete – Chrome.

42200067 Machete – Gloss Black.

40447-07 Slotted 6-Spoke.

42200004A Cut Back Black.

42200030 Stinger.

42200007 Turbine.



Machete – Chrome



Machete – Gloss Black



Slotted 6-Spoke



Stinger



Cut Back Black



Turbine



Chrome ThunderStar



Model Family Fitment:

■ V-ROD

■ SPORTSTER

■ DYNA

■ SOFTAIL

■ TOURING

E. BILLET SPROCKETS

Not all products are available in all countries – please consult your dealer for details.

804 WHEELS

Brake Rotors

POLISHED BRAKE ROTORS

A perfect complement to stock or custom wheels. Manufactured to Original Equipment specifications for exact fit, these rotors are meticulously polished to achieve a chrome-like appearance. Rotors are sold individually and include chrome installation hardware.

- A.** Fits '09-later Touring models (except FLHRC, FLHRSE and FLHTKSE) with Enforcer or Impeller wheels.

41500094 Front.

- B.** Fits '14-later XL, '06-later Dyna® (except FXDLS), '15-later Softail® (except FXSE) and '09-later Trike models with Original Equipment or accessory wheel with 3.25" bolt circle rotor mount.

41500106 Front. Left Side.

- C.** Fits '00-'13 XL and XR, '00-'05 Dyna, '00-'14 Softail (except Springer®) and '00-'07 Touring models.

41830-05A Front. Left Side.

41831-05A Front. Right Side.

- D.** Fits '14-later FLHRC and '08-'13 Touring (except '08 FLHRSE, '10-'11 FLHXSE and '09 FLTRSE) and Trike models. Fits selected accessories wheels with standard 5 hole hub-mount brake disc. Consult wheel I-sheet for details.

44950-08 Front. Left Side.

44959-08 Front. Right Side.

- E.** Fits '06-later VRSC™ and Dyna models. Also Fits '08-later Touring and Trike models. Requires Original Equipment or accessory wheel with 6.7" bolt circle rotor mount. Does not fit Enforcer or Impeller wheels.

41500012A Front.

- F.** Fits '00-'10 XL, '00-later Dyna and Softail and '00-'07 Touring models. Separate purchase of Brake Rotor Hub Plate P/N 43837-00 is required when installing on FXSTD Original Equipment 17" wheels.

41832-05A Rear.

- G.** Fits '11-later XL and '10-'13 XR models.

41500005 Rear.



A. POLISHED BRAKE ROTOR – FRONT



A. POLISHED BRAKE ROTOR – FRONT



B. POLISHED BRAKE ROTOR – FRONT



**C. POLISHED BRAKE ROTOR – FRONT
(41831-05A SHOWN)**



**D. POLISHED BRAKE ROTOR – FRONT
(44950-08 SHOWN)**



E. POLISHED BRAKE ROTOR – FRONT



F. POLISHED BRAKE ROTOR – REAR



G. POLISHED BRAKE ROTOR – REAR

WHEELS 805

Brake Rotors



Split 7 Spoke, Polished



Split 7 Spoke, Black



Chrome



Teardrop



Vivid Black



Turbine

H. FLOATING BRAKE ROTORS

H. FLOATING BRAKE ROTORS

Complete the custom look with floating brake rotors, styled to complement Original Equipment or custom wheels. Floating rotors feature a steel inner carrier that is shaped to accent the wheel, with a polished and drilled stainless steel outer disc that is precision-riveted in place. Rotors are sold individually and include chrome installation hardware.

Front

Fits '14-later XL, '06-later Dyna® (except FXDLS), '15-later Softail® (except FXSE), '08-later Touring and '09-later Trike models with Original Equipment or accessory wheel with 3.25" bolt circle rotor mount.

41500107 Split 7 Spoke, Polished.

41500108 Split 7 Spoke, Black.

44944-08A Chrome.

44942-08A Teardrop – Chrome & Raw.

44947-08A Vivid Black.

Front

Fits '00-'13 XL and XR, '00-'05 Dyna, '00-'14 Softail (except Springer®) and '00-'07 Touring models.

44360-00A Chrome.

44367-00A Teardrop.

44358-00A Vivid Black.

41500070 Turbine.

Rear

Fits '00-'10 XL, '00-later Dyna (except FXDLS), '00-later Softail (except FXSE), and '00-'07 Touring models. Separate purchase of Brake Rotor Hub Plate P/N 43837-00 is required when installing on FXSTD original equipment 17" wheels.

41500109 Split 7 Spoke, Polished.

41500110 Split 7 Spoke, Black.

44359-00A Chrome.

44368-00A Teardrop.

44357-00A Vivid Black.

41500069 Turbine.

I. AGITATOR POLISHED BRAKE ROTORS

Front Left. Fits '09-later Touring models equipped with Agitator Custom Front Wheel.

41500007 Chrome Inner.

41500053 Gloss Black Inner.

Front Right. Fits '09-later Touring models equipped with Agitator Custom Front Wheel.

41500008 Chrome Inner.

41500052 Gloss Black Inner.



I. AGITATOR POLISHED BRAKE ROTORS – CHROME INNER

I. AGITATOR POLISHED BRAKE ROTORS – GLOSS BLACK INNER

Model Family Fitment:

- V-ROD
- SPORTSTER
- DYNA
- SOFTAIL
- TOURING

Not all products are available in all countries – please consult your dealer for details.

806 WHEELS

Wheel Accessories

A. DECORATIVE WHEEL WEIGHTS – BAR & SHIELD®

Calibrate your wheel balance with a touch of class with these uniquely designed wheel weights. Adhesive backing for easy installation.

95615-04 .5 oz.

Fits Original Equipment and accessory wheel rims.

B. BRAKE ROTOR HARDWARE KIT – CHROME

It's the details, like this chrome hardware kit, that really get your bike noticed. This hardware adds a unique chrome-plated finish to the Original Equipment or accessory floating brake rotors. Kit includes 5 chrome-plated bolts manufactured to factory specifications to ensure fit and performance.

91800029 Shoulder Bolt – Front.

Fits '02-later models equipped with Open Brake Rotor P/N 44343-01, 44553-06A, 41500012A, 41500040 or 41500042.

41500095 Button Head – Front.

Fits '09-later Touring models equipped with Enforcer or Impeller Wheels.

46646-05 Button Head – Front.

Fits '90-later models (except VRSC™, FXSB, FXSE, '14-later Touring and Trike and models equipped with Open Brake Rotor P/N 44343-01, 44553-06A, 41500012, 41500040 or 41500042).

46647-05 Button Head – Rear.

Fits '92-later models (except Trike).

C. SPROCKET HARDWARE – CHROME HEX HEAD

This kit includes highly-polished, chrome-plated, grade 8 hex-head screws with chrome-plated washers, providing an extra custom accent. The perfect addition to the chrome sprocket. Made from the same Original Equipment bolts to ensure product integrity. Also works with chrome belt sprocket covers and Original Equipment sprockets.

94773-07

Fits '07-later Dyna® and Softail® models.

94773-00A

Fits '00-'05 Dyna and '00-'06 Softail models.

94708-98

Fits '91-later XL and '93-'99 Dyna and Softail models.

D. CHROME-PLATED ABS VALVE STEM CAPS

A special chrome touch with special graphics. Will not seize on valve stems and includes O-rings for reliable seal. Sold in pairs.

Universal fitment. Also fits suspension air valves.

1. 41146-97 Gold H-D® Logo Outline on Black.

2. 41144-97 Color Bar & Shield Logo.

3. 41145-97 Bar & Shield Outline on Black.

4. 41171-03 White Skull Logo on Black.

E. CHROME-PLATED BRASS VALVE STEM CAPS

The beauty of chrome with the durability of machined brass, featuring a laser-etched Bar & Shield logo painted black. Available with a traditional, unique fluted or rugged acorn shaped cylinder. Will not seize on valve stems and includes O-rings for reliable seal. Sold in pairs.

Universal fitment. Also fits suspension air valves.

1. 41149-98

Fluted Cylinder with Bar & Shield Logo.

2. 41148-98

Acorn Nut with Bar & Shield Logo.

3. 41150-98

Acorn Nut with Grooved Cylinder with Bar & Shield Logo.



A. DECORATIVE WHEEL WEIGHTS – BAR & SHIELD



B. BRAKE ROTOR HARDWARE KIT – CHROME
(91800029 SHOWN)



B. BRAKE ROTOR HARDWARE KIT – CHROME
(41500095 SHOWN)



B. BRAKE ROTOR HARDWARE KIT – CHROME
(46646-05 SHOWN)



C. SPROCKET HARDWARE – CHROME
HEX HEAD



D. CHROME-PLATED ABS VALVE STEM CAPS



E. CHROME-PLATED BRASS VALVE STEM CAPS

F. WHEEL INSTALLATION KITS

Once you select your wheel style, select the Wheel Installation Kit designed specifically for your motorcycle. Kit includes the bearings and spacers required for installation.

43833-07A Front, .75" axle.
Fits '00-'07 XL, '00-'03 Dyna®, '00-'05 FXDWG, '00-'06 Softail® (except FLSTS, FLSTSC and FXSTDSE) and '08-later FLSTSB models.

43848-08A Front, 1.0" axle.
Fits '02-'07 VRSC™, '04-'07 Dyna (except '04-'05 FXDWG) and '00-'07 Touring models.

43851-11A Front, 25mm axle.
Fits '08-later FLD, FXDF and FXDWG without ABS brakes and '07-later Softail models without ABS brakes (except FLSTSC, FLSTSB, FXCW, FXCWC, FXSB and FXSE).

41454-08B Front, 25mm axle, ABS.
Fits '08-later VRSC with ABS brakes, '12-later FXDB, FXDC and FXDL and '16-later FXDLS with ABS brakes and '08-later Touring models with ABS brakes.

41455-08C Front, 25mm axle.
Fits '08-later VRSC without ABS brakes, '08-later Dyna without ABS brakes (except FLD, FXDF, FXDLS and FXDWG), '16-later FXSE and '08-later Touring and Trike models without ABS brakes. Also fits '09-'11 Sidecar.

42400008 Front, 25mm axle.
Fits '15-later XG, '08-later XL without ABS brakes and '13-later FXSB models without ABS brakes.

42400009A Front, 25mm axle, ABS.
Fits '14-later XL with ABS brakes and '13-later FXSB and FXSBSE models with ABS brakes.

42400010 Front, 25mm axle, ABS.
Fits '12-later FLD, FXDF and FXDWG with ABS brakes and '11-later Softail models with ABS brakes (except FLSTSB and FXCWC, FXCW, FXSB and FXSBSE).

43854-08A Rear, .75" axle.
Fits '00-'04 XL, '00-'05 Dyna, '00-'07 Softail and '00-'01 Touring models.

43861-08A Rear, 1.0" axle.
Fits '02-'07 VRSC, '05-'07 XL, '06-'07 Dyna and '02-'07 Touring models.

43878-08B Rear, 25mm axle.
Fits '08-later XL (except XL1200CX), '08-later Softail (except FXCW, FXCWC, FXSB and FXSE) and '08 Touring models without ABS brakes.

41451-08C Rear, 25mm axle.
Fits '15-later XG and '08-later Dyna models without ABS brakes.

41456-08C Rear, 25mm axle.
Fits '08-'13 VRSC without ABS brakes, '08-'13 FXCW, FXCWC and FXSB without ABS brakes and '09-later Touring models without ABS brakes.

41453-08C Rear, 25mm axle, ABS.
Fits '08-later VRSC with ABS brakes, '14-later XL with ABS brakes and '08-later Touring models with ABS brakes.

43077-11 Rear, 25mm axle, ABS.
Fits '11-later Softail models with ABS brakes.

42400003 Rear, 25mm axle, ABS.
Fits '12-later Dyna models with ABS brakes.



43833-07A



43848-08A



41454-08B



42400009A



43854-08A



43861-08A



41451-08C



41453-08C



43077-11



42400003



Model Family Fitment:

- V-ROD
- SPORTSTER
- DYNA
- SOFTAIL
- TOURING

F. WHEEL INSTALLATION KITS

Not all products are available in all countries – please consult your dealer for details.

HARLEY-DAVIDSON®

LUGGAGE

Don't just travel. Experience. Our expansive collection of H-D® soft luggage, touring bags, compact storage pouches, straps, nets, and accessories help you bring more and do more out on the road.



GENUINE MOTOR PARTS & ACCESSORIES

NOT ALL PRODUCTS ARE AVAILABLE IN ALL COUNTRIES –
PLEASE CONSULT YOUR DEALER FOR DETAILS.



PREMIUM TOURING LUGGAGE COLLECTION

Designed by riders, for riders. The Premium Luggage Collection features everything you ever wanted in a bag and more. Formed of superior heavy-weight ballistic nylon, these sturdy bags will maintain their shape and protect your belongings over the long haul and are tastefully styled to feel at home when carried into a nice hotel.

3M™ SCOTCHLITE™ REFLECTIVE TRIM

Retroreflection technology enhances low-light and nighttime visibility by bouncing light directly back to the source.

UV-RESISTANT FINISH

Coated to fight the sun's harshest rays and maintain the rich black color.

2-YEAR
HARLEY-DAVIDSON®
WARRANTY

DURABLE BALLISTIC NYLON CONSTRUCTION

Heavy-weight formed ballistic nylon helps bag retain its shape.

SECURE SPANDEX MOUNTING SYSTEM

Smooth band slips over the passenger backrest for a snug fit, eliminating the belts and fasteners that poke you in the back.



QUICK-RELEASE MOUNTING STRAPS

Convenient straps simplify installation and removal and provide a secure no-shift fit.

Not all products are available in all countries – please consult your dealer for details.



INTERLOCKING D-RINGS

Multipurpose D-Rings simplify attachment of other luggage, bungee cords or cargo nets.



OVERSIZE HANDLES

Soft-touch ergonomic handle is shaped for effortless transport to and from the bike.



GLOVE-FRIENDLY ZIPPER PULLS

Large ergonomic-contoured pulls are easy to grip for quick on-the-go access.



INTEGRATED RAIN COVER

Ripstop nylon cover is coated to shed water and features 3M Scotchlite reflective trim for added visibility.



A. TOURING LUGGAGE SYSTEM

A. TOURING LUGGAGE SYSTEM

This two-bag system features both a large Touring Bag and an exclusive compact Day Bag. The Touring Bag is ideal for a long weekend trip, but expands an additional 4.0" when you need to store a few extras. The Day Bag is perfect for the daily work commute and can be stored inside of the Touring Bag when not in use. The bags can be used together or separately to match your storage needs. The bags feature an innovative spandex mounting pocket that makes installation and removal a simple process. Just slip the smooth, low-profile band over the passenger backrest for a snug and secure fit and cinch the bag in place with the adjustable mounting straps. The spandex material reverts back to its original shape when the bag is removed for a first-class look when you are checking in to the hotel. Bag and integrated rain cover feature 3M™ Scotchlite™ reflective piping and graphics for added visibility. Luggage features a two-year Harley-Davidson® warranty. See your Dealer for details.

For additional versatility, these bags can be equipped with an optional Clip-On Rider Backrest for long haul comfort and a Premium Shoulder Strap for easy handling. Touring Bag features 3 zippered exterior pockets and 1 zippered mesh interior pocket. Day Bag features 2 exterior pockets and 1 zippered mesh interior pocket. Touring Bag Dimensions: 15.5" W x 10.0" D x 17.0" T (unexpanded); 20.0" W x 10.0" D x 17.0" T (expanded). Luggage capacity: 2400 cubic inches (unexpanded) and 3000 cubic inches (expanded). Day Bag Dimensions: 13.0" W x 10.0" D x 9.0" T. Luggage capacity: 900 cubic inches.

93300003

Installation requires a sissy bar upright, backrest pad and luggage rack (if not mounting luggage on passenger pillion). Does not fit with oversized backrest pad.

B. TOURING BAG

The Touring Bag is ideal for a long weekend trip, but expands an additional 4.0" when you need to store a few extras. The bag features large exterior pockets with glove-friendly, ergonomically contoured zipper pulls and an oversize custom handle. The innovative spandex mounting pocket makes installation and removal a simple process. Just slip the smooth, low-profile band over the passenger backrest for a snug and secure fit and cinch the bag in place with the adjustable mounting straps. The spandex material reverts back to its original shape when the bag is removed for a first-class look when you are checking in to the hotel. Bag and integrated rain cover feature 3M Scotchlite reflective piping and graphics for added visibility. Luggage features a two-year Harley-Davidson warranty. See your Dealer for details.

For additional versatility, these bags can be equipped with an optional Clip-On Rider Backrest for long haul comfort and a Premium Shoulder Strap for easy handling. Touring Bag features 3 zippered exterior pockets and 1 zippered mesh interior pocket. Dimensions: 15.5" W x 10.0" D x 17.0" T (unexpanded); 20.0" W x 10.0" D x 17.0" T (expanded). Luggage capacity: 2400 cubic inches (unexpanded) and 3000 cubic inches (expanded).

93300004

Installation requires a sissy bar upright, backrest pad and luggage rack (if not mounting luggage on passenger pillion). Does not fit with oversized backrest pad.



B. TOURING BAG

Model Family Fitment:

- | | | |
|---|---|--|
|  V-ROD |  SPORTSTER |  DYNA |
|  SOFTAIL |  TOURING | |

Not all products are available in all countries – please consult your dealer for details.

812 LUGGAGE

Touring Luggage

A. ROLLING TOURING BAG

The Rolling Touring Bag is our largest bag and is ideal for a cross-country trip. Equipped with smooth rolling sealed ball-bearing wheels and a locking push-button 2-stop extension handle, this bag is easy to move from the bike to the hotel. The Rolling Bag features large exterior pockets with glove-friendly, ergonomically contoured zipper pulls and an over-size custom handle. The innovative spandex mounting pocket makes installation and removal a simple process. Just slip the smooth, low-profile band over the passenger backrest for a snug and secure fit and cinch the bag in place with the adjustable mounting straps. The spandex material reverts back to its original shape when the bag is removed for a first-class look when you are checking in to the hotel. Bag and integrated rain cover feature 3M™ Scotchlite™ reflective piping and graphics for added visibility. Luggage features a two-year Harley-Davidson® warranty. See your Dealer for details.

For additional versatility, these bags can be equipped with an optional Clip-On Rider Backrest for long haul comfort and a Premium Shoulder Strap for easy handling. Rolling Bag features 2 zippered exterior side pockets, 1 zippered front pouch with mesh pocket and a large interior space with 1 zippered mesh pocket. Dimensions: 18.5" W x 10.5" D x 18.0" T. Luggage capacity: 3100 cubic inches.

93300008

Installation requires a sissy bar upright, backrest pad and luggage rack (if not mounting luggage on passenger pillion). Does not fit with oversized backrest pad.



A. ROLLING TOURING BAG

B. OVERNIGHT BAG

The Overnight Bag is ideal for the shorter trip and conveniently mounts to either your Tour-Pak™ Luggage rack or Sissy Bar Upright. The bag features large exterior pockets with glove-friendly, ergonomically contoured zipper pulls and an over-size custom handle. The innovative spandex mounting pocket makes installation and removal a simple process. Just slip the smooth, low-profile band over the passenger backrest for a snug and secure fit and cinch the bag in place with the adjustable mounting straps. The spandex material reverts back to its original shape when the bag is removed for a first-class look when you are checking in to the hotel. Bag and integrated rain cover feature 3M Scotchlite reflective piping and graphics for added visibility. Luggage features a two-year Harley-Davidson warranty. See your Dealer for details.

For additional versatility, these bags can be equipped with an optional Clip-On Rider Backrest for long haul comfort and a Premium Shoulder Strap for easy handling. Overnight Bag features 2 zippered exterior pockets and 1 zippered mesh interior pocket. Dimensions: 16.5" W x 12.0" D x 11.0" T. Luggage capacity: 1700 cubic inches.

93300005

Installation requires a sissy bar upright, backrest pad and luggage rack (if not mounting luggage on passenger pillion). Does not fit with oversized backrest pad. Also fits models equipped with Tour-Pak, Trike or Sidecar Luggage Racks (except Mini Rack P/N 53100-96).



B. OVERNIGHT BAG

C. DAY BAG

The compact Day Bag is perfect for the daily work commute. The innovative spandex mounting pocket makes installation and removal a simple process. Just slip the smooth, low-profile band over the passenger backrest for a snug and secure fit and cinch the bag in place with the adjustable mounting straps. The spandex material reverts back to its original shape when the bag is removed for a first-class look when you are checking in to the hotel. Bag and integrated rain cover feature 3M Scotchlite reflective piping and graphics for added visibility. Luggage features a two-year Harley-Davidson warranty. See your Dealer for details.

For additional versatility, these bags can be equipped with a Premium Shoulder Strap for easy handling. Day Bag features 2 exterior pockets and 1 zippered mesh interior pocket. Day Bag Dimensions: 13.0" W x 10.0" D x 9.0" T. Luggage capacity: 900 cubic inches.

93300017

Installation requires a sissy bar upright, backrest pad and luggage rack (if not mounting luggage on passenger pillion). Does not fit with oversized backrest pad.



C. DAY BAG

LUGGAGE 813

Touring Luggage



D. TAIL BAG

D. TAIL BAG

This Tail Bag is the perfect addition for your daily commute or a run to the sunset. The bag rests on the passenger pillion and is secured in position with adjustable quick-release straps. The surprisingly roomy bag features 2 exterior side pockets and a large top-opening for access to the interior. The UV-resistant ballistic nylon surface covers the built-in reinforced tub that helps the bag maintain its shape – even when empty. The bag features 3M™ Scotchlite™ reflective trim for added visibility and an integrated rain cover for protection from the elements. The oversize custom handle simplifies transport to and from the motorcycle. Luggage features a two-year Harley-Davidson® warranty. See your Dealer for details.

For additional versatility, these bags can be equipped with an optional Clip-On Rider Backrest for long haul comfort and a Premium Shoulder Strap for easy handling. Tail Bag features 2 zippered exterior pockets and mesh interior pockets. Dimensions: 16.0" W x 16.0" D x 10.0" T. Luggage capacity: 1250 cubic inches.

93300069A

Fits passenger pillion on most models.

E. TOUR-PAK™ LUGGAGE RACK BAG

The Tour-Pak Rack Bag is perfect for one night or a quick weekend getaway and conveniently mounts to your Tour-Pak Luggage rack. The built-in plastic reinforced tub and the UV-resistant, formed, 1680-denier ballistic nylon upper will maintain its sturdy shape and protect your belongings for the long haul. The bag features large exterior pockets with glove-friendly, ergonomically contoured zipper pulls and an oversize custom handle. Bag and integrated rain cover feature 3M Scotchlite reflective piping and graphics for added visibility. Luggage features a two-year Harley-Davidson warranty. See your Dealer for details.

For additional versatility, these bags can be equipped with an optional Premium Shoulder Strap for easy handling. Tour-Pak Rack Bag features 2 zippered exterior side pockets, 1 zippered top pocket and 3 zippered mesh interior pockets. Dimensions: 20.5" W x 13.0" D x 9.5" T. Luggage capacity: 2000 cubic inches.

93300006

Fits models equipped with Tour-Pak, Trike or Sidecar Luggage Racks (except Mini Rack P/N 53100-96).

F. COLLAPSIBLE RACK BAG

The Collapsible Rack Bag is the ideal "just in case" storage solution. Made from 1680 denier ballistic nylon, the bag folds flat to fit inside your Tour-Pak Luggage when not in use. When ready, this large soft-sided bag is easy to pack and can be expanded when the need for more storage arises. The bag features an easy-access exterior pocket with glove-friendly zipper pulls. The Collapsible Rack Bag mounts to the Tour-Pak Rack with adjustable quick-release straps and includes a basic shoulder strap. Bag and integrated rain cover feature 3M Scotchlite reflective piping and graphics for added visibility. Luggage features a two-year Harley-Davidson warranty. See your Dealer for details. Dimensions: 20.0" W x 12.0" D x 12.0" T. Luggage capacity: 2700 cubic inches.

93300009

Fits models equipped with Tour-Pak, Trike or Sidecar Luggage Racks (except Mini Rack P/N 53100-96).



E. TOUR-PAK LUGGAGE RACK BAG



F. COLLAPSIBLE RACK BAG

Model Family Fitment:

■ V-ROD ■ SPORTSTER ■ DYNA
■ SOFTAIL ■ TOURING

Not all products are available in all countries – please consult your dealer for details.

814 LUGGAGE

Touring Luggage

A. SISSY BAR BACKPACK

This attractive backpack is shaped to provide convenient storage on your way to work. The heavy-duty hook-and-loop flaps secure the bag to the sissy bar for one-step installation. And when you get to work, this bag features traditional backpack straps that allow you to carry your bag in hands-free comfort. The bag features plenty of smart storage spaces with glove-friendly, ergonomically contoured zipper pulls. Backpack features 2 zippered exterior pockets, 2 exterior mesh water bottle pockets, personal music device pocket with headphone port, a padded laptop compartment and a large interior space. Bag and integrated rain cover feature 3M™ Scotchlite™ reflective piping and graphics for added visibility. Luggage features a two-year Harley-Davidson® warranty. See your Dealer for details. Dimensions: 14.0" W x 13.0" D x 18.5" T. Luggage capacity: 1600 cubic inches.

93300007

Installation requires a sissy bar upright, backrest pad and luggage rack (if not mounting luggage on passenger pillion). Does not fit with oversized backrest pad.



A. SISSY BAR BACKPACK



B. PREMIUM RIDER BACKREST PAD

B. PREMIUM RIDER BACKREST PAD

Snap on some comfort. Designed to provide a little extra support on a long trip, this 10.0" x 7.0" Backrest Pad attaches to the Premium Touring Bag, Overnight Bag or Rolling Touring Bag with 4 simple-to-install clips. Just strap the bag to the passenger pillion, clip the pad to the Premium Luggage Bag D-rings and sit back and relax.

93300010

For use with Premium Luggage Collection Touring Bag, Overnight Bag and Rolling Touring Bag.

C. PREMIUM SHOULDER STRAP

Carry your bag in comfort. This stylish Premium Shoulder Strap features a large cushioned pad that spreads the weight and eases the pressure on your shoulder. The strap clips to most Premium Luggage Collection bags and extends to 61.0" to place the bag at the ideal carrying position. The strap conveniently hides in the outside pocket of your bag and quickly snaps into place when you carry the bag into the hotel.

93300014

For use with Premium Luggage Collection Bags (except Sissy Bar Backpack P/N 93300007).



C. PREMIUM SHOULDER STRAP



D. AUXILIARY STRAP KIT

D. AUXILIARY STRAP KIT

Ideal for use when luggage is mounted on a narrow passenger pillion, or when you need to secure multiple pieces of luggage for a long trip. This Auxiliary Strap Kit features two 34.0" adjustable straps that clip onto the luggage D-rings to provide additional mounting support.

93300015

For use with Premium Luggage Collection Bags.

E. TANK BAG

Shaped to fit the contour of the fuel tank, this ballistic nylon UV- and weather-resistant tank bag is your perfect traveling companion. The bag features a clear top pouch for at-a-glance viewing of maps and directions. The rigid body retains its shape – even when empty – and the full-length dual-zippered opening provides easy access. The interior features 2 zippered mesh pouches, 1 quick access nylon pouch and large center cavity for storage of larger items. The internal top pouch adds 3 additional storage slots and 3 pen/pencil holders. Headphone port lets you to plug in while keeping your device protected inside the bag. Tank Bag features integrated rain cover with reflective striping. Integrated magnets and soft bottom keep the bag secure to tank while preventing scratches to paint. Quick-release clips allow the bag to be removed for easy access to the fuel filler and the comfortable carrying handle makes transportation a breeze.

93300093

Fits '15-later XG models.

93300040

Fits '04-later XL models.



E. TANK BAG

LUGGAGE 815

Messenger Bags

NEW



F. HDMC MESSENGER BAG

F. HDMC™ MESSENGER BAG

Take to the road in style. This bag is crafted to serve as a practical commuter and as a stylish day bag—both on and off the bike. The soft and flexible sling bag features a padded shoulder strap with a cross-chest stabilizer strap that securely holds the bag in place across your back. Or you can secure the bag to the sissy bar with the wide adjustable hook-and-loop flap and quick release tabs. The genuine canvas bag is trimmed with contrasting web straps, distressed metal buckles and a comfortable carrying handle. The exterior of the bag features a newspaper pocket, a side pocket, and bold stenciled HDMC graphics. Behind the wide flap, the water-resistant inner cavity features a 10.0" x 15.0" padded laptop compartment, a padded tablet pocket, and separate pockets to store cell phones, pens, glasses and more. The bag also includes a rubberized port for easy headphone connection. Dimensions: 19.0" W x 3.5" D x 13.5" T.

Installation requires a sissy bar upright, backrest pad and luggage rack (if not mounting on passenger pillion).

93300099 Black/Silver.

93300100 Brown/Tan.

93300101 Army Green.

NEW



F. HDMC MESSENGER BAG – BLACK/SILVER

NEW



NEW



F. HDMC MESSENGER BAG – BROWN/TAN

NEW



NEW



F. HDMC MESSENGER BAG – ARMY GREEN

NEW



Model Family Fitment:

- V-ROD
- SPORTSTER
- DYNA
- SOFTAIL
- TOURING

Not all products are available in all countries – please consult your dealer for details.

816 LUGGAGE

Shrink Sacks

A. SHRINK SACKS

Shrink Sacks provide the ultimate in cargo convenience by collapsing bulky clothing down to a fraction of its original size. Simply load the bag, seal it, roll it to evacuate the air and store your soft goods in a fraction of the space that used to fill your Tour-Pak™ Luggage, Saddlebag or Premium Luggage bag. Designed to handle several weeks on the road, Shrink Sacks are the perfect companion for each and every trip you have planned. Each kit includes 3 bags.

90200719 Medium.

Fits Saddlebags, Premium Luggage and Tour-Pak Luggage.

90200721 Large.

Fits Tour-Pak Luggage, Tour-Pak Rack Bags and Touring Bags.



A. TOUR-PAK CONTENTS – BEFORE



A. CONTENTS PACKED IN 3 LARGE SHRINK SACKS



A. SHRINK SACK CAPACITY

Model Family Fitment:

- V-ROD
- SPORTSTER
- DYNA
- SOFTAIL
- TOURING

Not all products are available in all countries – please consult your dealer for details.



B. SINGLE-SIDED SWINGARM BAG – SPORTSTER BLACK LEATHER



B. SINGLE-SIDED SWINGARM BAG – DYNA BLACK LEATHER



B. SINGLE-SIDED SWINGARM BAG – SOFTAIL BLACK LEATHER

B. SINGLE-SIDED SWINGARM BAG

Less is more. With enough room for the essentials, these stylish Swingarm Bags eliminate the need to stuff your pockets or bungee a bag across the passenger pillion. Shaped to hug the contour of your bike's frame, these compact bags add an old-school look. Bags are constructed of heavyweight leather and feature a pouch-style flap lid that is secured with two quick-disconnect clips that are hidden behind traditional straps and buckles. The semi rigid-backed bag is secured to the left side of the bike with easy-to-install brackets and adjustable straps.

90201326 Black Leather.

Fits '04-later XL models equipped with Solo Seats. Requires removal of passenger pegs. Does not fit XL1200T. Luggage capacity: 430 cubic inches total.

90200570 Black Leather.

Fits '06-later Dyna® models (except FLD) equipped with Solo Seats. Requires removal of passenger pegs. Luggage capacity: 265 cubic inches total.

90200417 Black Leather.

Fits '00-later Softail® models (except FLSTC, FLSTNSE, FLTSE, FXCW and FXCWC). Does not fit models equipped with rear axle covers, left hand tool box, passenger footboards, chrome swingarm covers or saddlebag guards. Luggage capacity: 400 cubic inches total. FLSS and FLSTFBS models require the removal of Original Equipment Rear Axle Covers.

818 LUGGAGE

Sissybar & Rack Bags

A. MESSENGER BAG SISSY BAR LUGGAGE

Tapered "messenger" style bag easily mounts to the sissy bar and adds needed storage space to your custom ride. The heavy leather lid with embossed Bar & Shield® logo features a traditional strap and buckle look, but conceals quick-disconnect clips for easier access. The rigid back shell helps the bag maintain its shape and the built-in water-resistant polyester liner with drawstring closure keeps items dry inside. Dimensions: 10.0" W x 12.0" T x 9.5" D. Luggage capacity: 925 cubic inches. Installation requires a sissy bar upright, backrest pad and Bobtail Luggage Rack.

94792-08

Fits most Harley-Davidson® models equipped with passenger backrest and luggage rack. Does not fit Mini or Short Uprights or uprights with bucket or oversized backrest pads.



A. MESSENGER BAG SISSY BAR LUGGAGE

B. HERITAGE LEATHER TOURING BAG

Styled to match Heritage Softail® Classic models, this bag features chrome spots, buckles and heavy-duty wide leather straps. With quick-disconnect clips for easy removal and 720 cubic inches of storage space, this bag is as convenient as it is cavernous.

98864-97

Fits Softail models equipped with Luggage Rack P/N 53465-87B, 56465-86A or 53713-96A.



B. HERITAGE LEATHER TOURING BAG

C. LEATHER SISSY BAR BAGS

This Sissy Bar Bag is an easy way to add extra storage. High-quality molded-leather construction holds its shape and is a convenient place to store quick-access items. Features a turn-buckle closure for a snug fit.

Fits most Harley-Davidson Medallion/Insert Style Sissy Bar Uprights, Luggage Racks and Pad. Will not fit with Short Uprights, One-Piece Uprights or sissy bars for VRSC™, XG, XR, FXSTD, Touring and Trike models. Will not fit with backrest-pad mounted luggage.

52997-98 Bar & Shield Logo Concho.

52998-98 Chrome Studs.



C. LEATHER SISSY BAR BAG – BAR & SHIELD LOGO CONCHO



C. LEATHER SISSY BAR BAG – CHROME STUDS

D. SADDLEBAG COOLER

Keep beverages and snacks cold right in your saddlebag on those hot summer rides. This zippered bag is fully lined and insulated and fits the full length of your saddlebag.

90200991

Fits '93-later Touring models equipped with Color-Matched Hard Saddlebags.



D. SADDLEBAG COOLER

Model Family Fitment:

- V-ROD
- SPORTSTER
- DYNA
- SOFTAIL
- TOURING

Not all products are available in all countries – please consult your dealer for details.



E. DOWN TUBE BAG – BLACK LEATHER



E. DOWN TUBE BAG

The perfect place to store a couple of tools, a tire gauge or your disc lock. The rigid-backed bag features a stylish heavy leather flap and traditional strap-and-buckle closures to provide both function and flair. Easy to install, the low frame placement is inconspicuous, but still provides quick access when needed. Kit includes all required mounting hardware.

93300044 Black Leather.
Fits '04-later XL, '08-'13 XR and '06-later Dyna® models (except FLD). Does not fit XL models with engine guard. Does not fit XL models with Boom! Audio Cruiser Amp and Speaker Kit P/N 76262-08 or 76320-08. Does not fit with Dyna Oil Cooler Kit P/N 26151-07. Does not fit XL and Dyna models equipped with Front Spoilers.

F. FORK BAG – SOFTAIL® ROCKER® MODELS

Add a touch of leather up front with this functional Fork Bag. Styled to complement the Softail Rocker model's fuel tank badge and accessory saddlebags, the embossed Bar & Shield® logo makes a simple statement. The durable mounting bracket helps keep the bag in place and the heavyweight leather will last for years to come.

92352-08
Fits '08-'11 FXCW and FXCWC models.



F. FORK BAG – SOFTAIL ROCKER MODELS



G. HANDLEBAR/FORK BAGS

Constructed of durable synthetic leather with embossed H-D® Eagle Wing logo. Looks great on sissy bar uprights, handlebars and front forks.

If used in front fork application, fits '93-later FXDWG and '84-later FLSTC models. Also fits '82-'89 FXR with additional purchase of Directional Relocation Kit P/N 90504-82A.

91743-87T 11-inch length.
91744-87T 8-inch length.

H. SOFT LEATHER HANDLEBAR/FORK BAG

Features include embroidered logos, full-length hook-and-loop closure over zipper and plush nylon pile inside lining. Features silver Harley-Davidson® logo.

91773-85
If used in front fork application, fits '93-later FXDWG and '84-later FLSTC models. Also fits '82-'89 FXR with additional purchase of Directional Relocation Kit P/N 90504-82A.

I. LEATHER SISSY BAR/TOOL BAG

Heavy full-grain Latigo leather is specially tanned, oiled and waxed to withstand the elements. Identified with a custom Harley-Davidson concho. 4.0" W x 4.0" D x 11.0" T.

91772-85A
For use with FXDWG (except '10-later FXDWG with Original Equipment Sissy Bar) and FXSTC models only.

J. STUDED LEATHER SISSY BAR BAG

Manufactured of durable full-grain Latigo leather and decorated with bright, chrome-plated studs.

91051-94



G. HANDLEBAR/FORK BAGS



H. SOFT LEATHER HANDLEBAR/FORK BAG



I. LEATHER SISSY BAR/TOOL BAG



J. LEATHER SISSY BAR BAG

820 LUGGAGE

Windshield Bags

A. ROAD GLIDE® FAIRING POUCH

This two-pocket Fairing Pouch is ideal for storing mobile devices, sunglasses and other small items. Contoured for a custom fit, the dash pad and pouch system fits perfectly with Harley-Davidson® wind deflectors and windshields. The sturdy molded pouches are wrapped in supple UV-resistant vinyl for a premium look and feel, and the magnetic closures keep your items within reach. The left pouch provides access to the Splitstream center vent control button.

93300097

Fit '15-later Road Glide models. Does not fit with Road Glide Low-Profile Windscreen P/N 57400310.



A. ROAD GLIDE FAIRING POUCH

B. THREE-POCKET BATWING FAIRING POUCH – '14-LATER MODELS

Convenient storage space at your fingertips. Designed to complement H-D® wind deflectors and windshields, this fairing pouch is ideal for storing mobile devices, sunglasses and other small items. The sturdy plastic pouches are wrapped in supple UV-resistant vinyl for a premium look and feel and the magnetic closures keep your items within reach without detracting from the tastefully smooth styling.

93300054B

Fits '14-later Electra Glide®, Street Glide®, Ultra Limited and Tri Glide® models with Windshields. Not for use with Wind Splitter Windshields P/N 57400204 or 57400205. Not for use with Illuminated Windshield Trim P/N 57000394 or 57000395.



A. ROAD GLIDE FAIRING POUCH

C. THREE-POCKET BATWING FAIRING POUCH – '96-'13 MODELS

Convenient storage space at your fingertips. Designed to complement H-D wind deflectors and windshields, this fairing pouch is ideal for storing cell phones, sunglasses and other small items. The sturdy plastic pouches are wrapped in supple UV-resistant vinyl for a premium look and feel and the magnetic closures keep your items within reach, while not detracting from the tastefully smooth styling. The left-hand pouch can be easily removed to accommodate your fairing-mounted GPS unit. Attractive Harley-Davidson script is featured on the front center pouch and also on the outboard side, visible through the windshield.

58900-11

Fits '96-'13 Electra Glide, Street Glide and Trike models. Not for use with Fairing Dash Pads. Models equipped with Illuminated Windshield Molding P/N 57335-08 requires separate purchase of Screws P/N 4456 (Qty 3), Bar & Shield® Windshield Molding P/N 59133-99 requires separate purchase of Screws P/N 94386-92T (Qty 3), Chrome Windshield Trim P/N 59213-96 requires separate purchase of Screws P/N 94397-91T (Qty 3).



B. THREE-POCKET BATWING FAIRING POUCH – '14-LATER MODELS



C. THREE-POCKET BATWING FAIRING POUCH – '96-'13 MODELS



D. LEATHER BATWING FAIRING POUCH

D. LEATHER BATWING FAIRING POUCH

Easily installed inner fairing pouch is designed to hold sunglasses, cell phones, or riding gloves. All-leather construction around a molded ABS plastic base for shape retention. Has an easy-to-use full-length hook-and-loop closure and features a black embroidered Bar & Shield® logo on the lid.

58248-96

Fits '96-'13 Electra Glide® and Tri Glide® models. Does not fit with Original Equipment or accessory Wind Deflectors. Does not fit with Fairing Mounted GPS Navigation Systems.

E. THREE-POCKET WINDSHIELD POUCH

Add convenient storage space up front where you need it. This easy-to-install windshield pouch features three easily accessible storage pockets sized for cell phones, glasses and other small items. The center pouch is accented with an embossed Harley-Davidson® script for a finishing touch.

58904-03

Fits King-Size (except Springer® and Rigid- Mount King Size) and Road King® windshields (except Wind Deflector and Adjustable Height).

F. TWO-POCKET WINDSHIELD POUCH

Add convenient storage space up front where you need it. This easy-to-install windshield pouch features two easily accessible storage pockets sized for cell phones, glasses and other small items. Hook-and-loop closures allow easy one-handed opening. Both pouches are accented with an embossed Harley-Davidson logo for a finishing touch.

57203-07

Fits King-Size or Compact windshields. Does not fit FXDWG, FLSTSB or FXSTD models. Does not fit Rigid-Mount, Super Sport, Nostalgic or Flamed windshields.



E. THREE-POCKET WINDSHIELD POUCH



F. TWO-POCKET WINDSHIELD POUCH

Model Family Fitment:

- V-ROD
 SPORTSTER
 DYNA
- SOFTAIL
 TOURING

Not all products are available in all countries – please consult your dealer for details.

822 LUGGAGE

Windshield Bags

A. DETACHABLE HANDBAG FOR WINDSHIELDS

Combine the on-bike storage of a windshield bag with the take-along convenience of a handbag. Constructed of leather and nylon, this durable and spacious bag features a zippered inside pocket for cell phones, cameras, wallets or sunglasses. The convenient mounting system allows easy attachment to the windshield and the quick-detach buckle lets you take it with you when you leave your bike. The purse-length leather shoulder strap and the smooth leather flap with embossed Bar & Shield® logo offer the styling flexibility to complement any Harley-Davidson® motorcycle or MotorClothes® fashion design. Maximum capacity 2.5 lbs.

58402-04

Fits King-Size (except Nostalgic, Flame and Skull with Wings King-Size) and Compact windshields (except FXSTD, Flame and Skull with Wings). Does not fit 100th Anniversary logo windshields, models equipped with handlebar mount gauges or Road Tech™ Riser Mount Radio.



A. DETACHABLE HANDBAG FOR WINDSHIELDS

WINDSHIELD BAGS

Convenient storage space at your fingertips. Ideal for storing cell phones, sunglasses and other small items, these easy to install bags are available in a wide variety of styles to suit your customizing direction.

Fits King-Size and Compact windshields (except FXSTD, Flame and Skull with Wings). Does not fit 100th Anniversary logo windshields, models equipped with handlebar mount gauges or Road Tech Riser Mount Radio.

B. FAT BOY® WINDSHIELD BAG WITH DIE-CAST CONCHO

With a '00-'06 style Fat Boy logo concho and a leather laced lid, this bag provides classic Fat Boy styling.

56626-99



A. DETACHABLE HANDBAG FOR WINDSHIELDS



B. FAT BOY WINDSHIELD BAG WITH DIE-CAST CONCHO

C. WINDSHIELD BAG FOR SOFTAIL® DELUXE MODELS

This leather bag features an embossed winged Bar & Shield logo and weave pattern insert. Bag includes turnbuckle closure.

57207-05A



C. WINDSHIELD BAG FOR SOFTAIL DELUXE MODELS



D. LEATHER WINDSHIELD BAG WITH BAR & SHIELD LOGO

D. LEATHER WINDSHIELD BAG WITH BAR & SHIELD LOGO

Bag is accented with decorative chrome studs and an embossed Bar & Shield logo.

58298-87

E. EMBOSSED BAR & SHIELD LOGO LEATHER WINDSHIELD BAG

Black domestic steer hide bag features an embossed Bar & Shield logo.

58308-95

F. ROAD KING CLASSIC LEATHER WINDSHIELD BAG

Leather bag features textured leather insert, H-D® concho and a turnbuckle closure.

58189-98



E. EMBOSSED BAR & SHIELD LOGO LEATHER WINDSHIELD BAG



F. ROAD KING CLASSIC LEATHER WINDSHIELD BAG

LUGGAGE 823

Travel-Paks



G. PREMIUM TRAVEL-PAK – KING TOUR-PAK



**G. PREMIUM TRAVEL-PAK –
CHOPPED TOUR-PAK**



**G. PREMIUM TRAVEL-PAK –
HARD SADDLEBAGS**



**H. TRAVEL-PAK –
KING TOUR-PAK**



**H. TRAVEL-PAK –
HARD SADDLEBAGS**



H. TRAVEL-PAK – LEATHER TOUR-PAK



I. SADDLEBAG TRAVEL-PAKS

G. PREMIUM TRAVEL-PAKS

This collection of fitted luggage provides convenient storage for your next long ride. The bags are manufactured of water resistant ballistic nylon that matches the premium luggage collection. The exterior features comfortable carrying handles, heavy-duty glove-friendly zippers, a zippered pocket and D-rings for optional carrying straps. The padded interior features a variety of convenient storage pockets and plenty of open storage. Saddlebag right-hand bag features an internal padded laptop pocket and plenty of smart storage spaces.

93300072 King Tour-Pak™.

Fits '93-later Touring and Trike models equipped with King Tour-Pak Luggage.

93300071 Chopped Tour-Pak.

Fits '93-later Touring and Trike models equipped with Chopped Tour-Pak Luggage.

93300070 Hard Saddlebags.

Fits '93-later Touring models equipped with hard saddlebags. Sold in pairs.

H. TRAVEL-PAKS

Simplify packing and unpacking your motorcycle. These well-constructed, water-resistant bags are designed to fit perfectly into Touring model luggage systems. The soft sides conform to the interior of the luggage to help use every available inch of space. Styled with a Bar & Shield® logo, they feature heavy-duty zippers and convenient carrying handles.

53605-97 King Tour-Pak.

Fits '93-later Touring and Trike models equipped with King and Ultra Tour-Pak Luggage.

91783-96 Chopped Tour-Pak. (not shown)

Fits '97-later Touring and Trike models equipped with Chopped Tour-Pak Luggage.

91885-97A Hard Saddlebags.

Fits '93-later Touring models equipped with Color-Matched Hard Saddlebags and '09-later VRSCF models equipped with Rigid Saddlebags P/N 91172-09. Sold in pairs.

53621-98 Leather Tour-Pak.

Fits '96-'13 XL, Softail® and Touring models equipped with Leather Tour-Pak Luggage.

91887-98 Leather Saddlebags. (not shown)

Fits '98-later FLHRC and FLHRS models. Sold in pairs.

I. SADDLEBAG TRAVEL-PAKS

Water-resistant liners make packing easy. Features inner pockets for extra storage and an embroidered Bar & Shield logo.

91959-97

Liner dimensions: 12.0" W x 10.0" T x 5.0" D.

Model Family Fitment:

- V-ROD
- SPORTSTER
- DYNA
- SOFTAIL
- TOURING

Not all products are available in all countries – please consult your dealer for details.

824 LUGGAGE

Luggage Accessories

A. MUSIC PLAYER TANK POUCH

This portable music system pouch is designed for motorcycle use. The neoprene jacket offers hard-core protection for your portable music device, while the built-in magnets hold the pouch securely to the fuel tank. The clear play-through window permits touch-screen control and the anti-skid interior allows the pouch to accommodate players of various sizes. The clamshell design makes inserting your player into the pouch quick and easy and the double zipper allows for headphone and output cables to exit the pouch at any point on top, bottom or one side of the pouch. Simply plug in your headphones or connect your in-dash Advanced Audio Radio with an auxiliary cable or iPod® Interface and enjoy your music collection. Works well with many MP3 and other personal music players, but should not be used with hard-disk memory players. Window measurement: 2.25" W x 4.0" H.

76000193

Fits models with steel fuel tanks or airbox covers.



A. MUSIC PLAYER TANK POUCH

B. MAGNETIC TANK TOTE

De-clutter your pockets. This compact and convenient magnetic pouch is the ideal place to store small items that would normally go in your jeans pocket. It's also the perfect way to enjoy the benefits of NavWeather® and NavTraffic® on your non-fairing equipped motorcycle. The durable neoprene jacket with zippered closure will keep your items safe for the ride. An embroidered Bar & Shield® logo finishes the look. Pouch dimensions: 4.0" W x 5.5" H.

76000061

Fits models with steel fuel tanks or airbox covers.



B. MAGNETIC TANK TOTE

C. FRAME BAG

Great for small items like cell phones and sunglasses, this compact bag tucks neatly in the left side of the frame for a clean look.

94204-03A

Fits '02-later VRSC™ models (except VRSCR).



C. FRAME BAG

D. DOCUMENT HOLDER

This Document Holder provides a convenient storage space under the VRSC hinged seat or in saddlebags. The clear zip-closure pouch attaches to the underside of the seat or to the interior of a saddlebag with convenient hook-and-loop strips and the pouch can be removed and replaced with a simple lift and pull.

94206-03

Fits '02-later VRSC models (except VRSCR). Also fits inside saddlebags.



E. DOCUMENT HOLDER

LUGGAGE 825

Storage



F. RIDER CUP HOLDER

F. RIDER CUP HOLDER

Shaped to blend with the contours of your Harley-Davidson® motorcycle, this unique cup holder is easy to reach without cluttering the handlebar. The attractive chrome mount securely attaches to the frame downtube and sweeps rearward to support the cup holder. The soft-touch insulated holder flexes to grip the beverage and features a perforated bottom to drain away rain water. Kit includes model-specific clamp, support rod, cup holder and all required mounting hardware.

57478-11

Fits '06-later Dyna® models (except '14-'16 FXDL).

50700002

Fits '00-later Softail® models without ABS Brakes.

50700001

Fits '09-later Touring and Trike models. Does not fit '14-later models equipped with Fairing Lower.



G. BUNGEE CORD SOFT-HOOK EXTENSIONS



G. BUNGEE CORD SOFT-HOOK EXTENSIONS

Keep your luggage firmly in place. Simply loop these soft-hook extensions around your luggage rack bar and you have a secure connection point for bungee hooks. Manufactured from a strong but flexible material, the soft-hook extensions provide convenient connection points anywhere around the luggage rack. When tightly secured around the rack bar, these soft-hook extensions will not slide, reducing the potential for luggage shift during transit.

52300140 Set of 4.

For use on all luggage racks with rails up to .75" diameter.

H. BLACK CARGO NETS

These versatile nets feature vinyl-coated attaching hooks to hold your cargo securely. For helmets, small packages, etc. Works great with chrome bungee nuts.

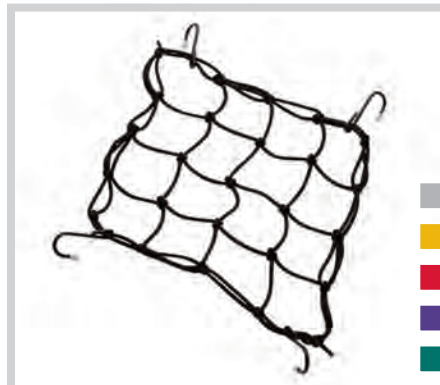
97008-07 12.0" x 12.0" – 4 hook.

98170-88T 15.0" x 15.0" – 6 hook.

98169-88T 18.0" x 18.0" – 6 hook.



H. BLACK CARGO NET



I. BLACK BUNGEE CORDS

98196-85T 18.0" length.

98197-85T 24.0" length.

98198-85T 30.0" length.

98199-85T 24.0" length – 4 hook.

J. CHROME BUNGEE NUTS

98185-90T 0.375" – 16 thread. (pair)



I. BLACK BUNGEE CORDS



J. CHROME BUNGEE NUTS

Model Family Fitment:

V-ROD
 SPORTSTER
 DYNA

 SOFTAIL
 TOURING

Not all products are available in all countries – please consult your dealer for details.

826 LUGGAGE

Flags

A. PREMIUM AMERICAN FLAG KIT

Proudly display Old Glory with this Premium Flag and Mast Kit. The mast features a rich bullet shaped finial tip and a spring-mount base that easily attaches to your Luggage Rack with a chrome-plated billet clamp. The high-quality 14.0" x 11.0" nylon flag features hemmed and double-stitched edges for durability. Kit includes American flag, chrome billet mounting bracket, flag mast and all required hardware. (Flags are designed for parade use only and will not withstand high-speed use.)

61400074

Fits Air Wing Tour-Pak™ Luggage Rack P/N 79179-08, 53000063 or 50300097, Premium Tour-Pak Luggage Rack P/N 53665-87, Contoured Tour-Pak Luggage Rack P/N 79148-06A and all luggage racks with .5" diameter round outer bar.

B. AMERICAN FLAG KIT

Whether showing your patriotism or your love of Harley® motorcycles, showing your colors is easier than ever with quality flag and mast kits. Flags are made with high-quality nylon for durability. Available in sissy bar mount or Tour-Pak Luggage Carrier/Saddlebag mount. (Flags are designed for parade use only and will not withstand high-speed use.)

94616-98 Sissy bar.

Fits Sissy Bars (except Mini and Short Uprights with Backrest Pads).

61400206 Tour-Pak Mount.

Mounts to '14-later Touring and Tri Glide® models with Color-Matched Tour-Pak Luggage Carriers. Does not fit Leather Tour-Pak Luggage.

94626-98 Tour-Pak/Saddlebag Mount.

Mounts to '93-'13 Touring and Trike models equipped with Color-Matched Tour-Pak Luggage carriers or Hard Saddlebags. Does not fit Leather Tour-Pak Luggage. Also fits many car and truck roll-down windows.

94625-98 Replacement flag only.

C. POW/MIA FLAG KIT

Show support for the American POW and MIA military forces with this flag and mast kit. Flags are made with high-quality nylon for durability. Available in sissy bar mount or Tour-Pak Luggage Carrier/Saddlebag mount versions. (Flags are designed for parade use only and will not withstand high-speed use.)

94900-03 Sissy Bar.

Fits Sissy Bars (except Mini and Short Uprights with Backrest Pads).

61400205 Tour-Pak Mount.

Mounts to '14-later Touring and Tri Glide models with Color-Matched Tour-Pak Luggage Carriers. Does not fit Leather Tour-Pak Luggage.

94901-03 Tour-Pak/Saddlebag Mount.

Mounts to '93-'13 Touring and Trike models equipped with Color-Matched Tour-Pak Luggage carriers or Hard Saddlebags. Does not fit Leather Tour-Pak Luggage. Also fits many car and truck roll-down windows.

94902-03 Replacement POW/MIA flag only.



A. PREMIUM AMERICAN FLAG KIT



B. AMERICAN FLAG KIT



C. POW/MIA FLAG KIT

Model Family Fitment:

- V-ROD
- SPORTSTER
- DYNA
- SOFTAIL
- TOURING

Not all products are available in all countries – please consult your dealer for details.



D. WOUNDED WARRIOR PROJECT FLAG KIT



D. WOUNDED WARRIOR PROJECT® FLAG KIT

Raise the flag and salute our returning veterans who incurred service-connected injuries or illness. Complete flag and mast kit is easy to install, and features a flag manufactured with high-quality nylon for durability. Available in sissy bar mount or Tour-Pak™ Luggage Carrier/Saddlebag mount versions. (Flags are designed for parade use only and will not withstand high-speed use.)

61400374 Sissy Bar.
Fits Sissy Bars (except Mini and Short Uprights with Backrest Pads).


61400375 Tour-Pak Mount.
Mounts to '14-later Touring and Tri Glide® models with Color-Matched Tour-Pak Luggage Carriers. Does not fit Leather Tour-Pak Luggage.

61400377 Tour-Pak/Saddlebag Mount.
Mounts to '93-'13 Touring and Trike models equipped with Color-Matched Tour-Pak Luggage carriers or Hard Saddlebags. Does not fit Leather Tour-Pak Luggage. Also fits many car and truck roll-down windows.

NOTE: The Wounded Warrior Project (WWP) name and logo are trademarks of Wounded Warrior Project Inc., a tax-exempt 501 (C)(3) nonprofit organization, and are used here with their permission.



E. DECORATIVE SPOTS



F. SADDLEBAG STRAP REPAIR KIT

E. DECORATIVE SPOTS

Make your own personal styling statement by identifying your leather jacket, cap, saddlebags, sissy bar bag, etc., with Decorative Spots that are made of rustproof, nickel-plated solid brass. Package quantity 1.

Decorative Chrome Spots

93023-88 Round 0.75".

93024-88 Round 0.50".

93025-88 Round 0.25".

Decorative Road King® Black Jeweled Spot

93036-95 Matches FLHR models.

Decorative Heritage Chrome Spot

93037-09 Matches FLSTC models.

F. SADDLEBAG STRAP REPAIR KIT

Features rivets and washers required for saddlebag strap repair. Kit includes 16 rivets (4 sizes) and 16 washers.

88272-06

G. DECORATIVE CONCHOS

Stylish Harley-Davidson® conchos can customize anything, from saddlebags and seats to tank pouches and tool bags. Includes Rosette & Lacing Strap.

91877-97 Package quantity 1.


H. HARLEY-DAVIDSON/U.S.A. CUSTOM CONCHO

Conchos are polished, nickel-plated and identified with a recessed Harley-Davidson Motorcycles – U.S.A. logo in contrasting black. Attaches securely with a tie wrap. Rosette & Lacing Strap sold separately.

91857-91 Package quantity 1.



G. DECORATIVE CONCHOS



H. HARLEY-DAVIDSON/U.S.A. CUSTOM CONCHO AND LEATHER ROSETTE AND LACING STRAP

Shown with:

LEATHER ROSETTE AND LACING STRAP FOR HARLEY-DAVIDSON/U.S.A. CUSTOM CONCHO

Available in black, these leather accents can be used when attaching H-D® custom conchos.

91722-04 Package quantity 1.



HARLEY-DAVIDSON®

COLOR SHOP

Paint is the first impression. So make it something unforgettable.

Harley-Davidson's Color Shop paint, bodywork,
and color-matched accessories can make you more than
noticed, it can make you remembered.



GENUINE MOTOR PARTS & ACCESSORIES

NOT ALL PRODUCTS ARE AVAILABLE IN ALL COUNTRIES –
PLEASE CONSULT YOUR DEALER FOR DETAILS.



COLOR SHOP LIMITED CUSTOM PAINT

The Motor Company commissions only a handful of custom designs each year. Each hand-painted set has been lovingly created by a small team of artists and specialists, exercising their vast skills to deliver depth and dimension unknown in production paint. And because Harley-Davidson® hand-picks our custom painters, we can stand behind each Limited Series paint set with an unmatched 2-year Harley-Davidson warranty when installed under the Custom Coverage Program.

COLOR SHOP LIMITED SERIES – RADIATION

Glow in the dark. Nuclear green fallout rains from the sky and bonds to the black obsidian crystal spikes below. The striking contrast flows across the bike's lower surfaces and burns into the mind's eye.

This complete Limited Paint Set includes the custom wrapped front fender, custom stretched side covers, and CVO -style full valance rear fender. Limited availability – only 200 sets will be offered. Sets ship December 2016.

See your dealer today.

Not all products are available in all countries – please consult your dealer for details.





COLOR SHOP LIMITED SERIES – RADIATION (SHOWN ON FLHXS MODEL)



COLOR SHOP LIMITED SERIES – RADIATION (SHOWN ON FLTRXS MODEL)

Available to fit:

LIMITED: RADIATION

Street Glide®

Fits '14-later FLHX and FLHXS U.S. Domestic models only. Kit includes Domestic style CVO rear fender and lighting. Color-Matched Saddlebags sold separately.

92200144EDT

Street Glide

Fits '14-later FLHX and FLHXS Australia, Brazil, Canada, Europe, Japan and Mexico models. Does not fit U.S. Domestic models. Kit includes International style CVO rear fender and lighting. Color-Matched Saddlebags sold separately.

92200145EDT

Road Glide®

Fits '15-later FLTRX and FLTRXS U.S. Domestic models only. Kit includes Domestic style CVO rear fender and lighting. Color-Matched Saddlebags sold separately.

92200146EDT

Road Glide

Fits '15-later FLTRX and FLTRXS Australia, Brazil, Canada, Europe, Japan and Mexico models. Does not fit U.S. Domestic models. Kit includes International style CVO rear fender and lighting. Color-Matched Saddlebags sold separately.

92200147EDT

Available to fit:

LIMITED: RADIATION

Stretched Boom! Audio Saddlebags

Fits '14-later Touring models.

92200070EDT

Stretched Saddlebags

Fits '14-later Touring models.

92200069EDT

Inner Fairing – Batwing

Fits '14-later FLHX and FLHXS models.

57000389EDU

Inner Fairing – Road Glide

Fits '15-later FLTRX and FLTRXS models. Kit includes matching Vent Duct Trim.

57000536EDU

Chopped Tour-Pak™

Fits '14-later Touring models. Separate purchase of H-D® Detachables™ Two-Up or Solo Tour-Pak Mounting Rack and applicable Docking Hardware is required. Separate purchase of Tour-Pak Lock Kit P/N 90300030 is required.

53000550EDT

832 COLOR SHOP

Limited Series Custom Paint

COLOR SHOP LIMITED SERIES – FLASH

Free form expression. A modern twist on a traditional design, the long white tendrils move against the dark background to draw the onlooker's eye from one end of the motorcycle to the other. The Starfire Black base features subtle metallic flake and the rich pearl white scallops are accented with pearl lace to provide a shimmering feeling of depth and dimension. The rich red pinstripe ties the look together. Limited availability – only 150 sets will be offered. Sets ship December 2016. See your dealer today.

*Not all products are available in all countries –
please consult your dealer for details.*





COLOR SHOP LIMITED SERIES – FLASH (SHOWN ON FLTRX MODEL)



COLOR SHOP LIMITED SERIES – FLASH (SHOWN ON FLHX MODEL)

Available to fit:

LIMITED: FLASH

Street Glide®

Fits '14-later FLHX and FLHXS DOM and HDI models (except Canada and '14-'16 Mexico models). Color-Matched Saddlebags sold separately.

92200158EDW

Street Glide

Fits '14-later FLHX and FLHXS Canada and '14-'16 Mexico models. Color-Matched Saddlebags sold separately.

92200157EDW

Road Glide®

Fits '15-later FLTRX and FLTRXS DOM and HDI models (except Canada and '14-'16 Mexico models). Color-Matched Saddlebags sold separately.

92200104EDW

Road Glide

Fits '15-later FLTRX and FLTRXS Canada and '14-'16 Mexico models. Color-Matched Saddlebags sold separately.

92200123EDW

Available to fit:

LIMITED: FLASH

Stretched Boom! Audio Saddlebags

Fits '14-later Touring models.

92200070EDW

Stretched Saddlebags

Fits '14-later Touring models.

92200069EDW

Inner Fairing–Batwing

Fits '14-later FLHX and FLHXS models.

57000389DLO

Inner Fairing–Road Glide

Fits '15-later FLTRX and FLTRXS models. Kit includes matching Vent Duct Trim.

57000536DLO

Chopped Tour-Pak™

Fits '14-'later Road Glide and Street Glide models. Separate purchase of H-D® Detachables™ Two-Up or Solo Tour-Pak Mounting Rack and applicable Docking Hardware is required. Separate purchase of Tour-Pak Lock Kit P/N 90300030 is required.

92200073EDW

834 COLOR SHOP

Limited Series Custom Paint

COLOR SHOP LIMITED SERIES – LEGACY

Handed down from a previous generation; heavy metal flake never goes out of style. Wet look smoky charcoal metallic surfaces serve as the backdrop for art panels that feature a rich sparkling skull and surrounding Harley-Davidson® signature. Airbrushed shadows add a layer of depth as the smoke breaks out of the deep base and trails along the bike's profile. Limited availability – only 225 sets will be offered. Sets ship December 2016. See your dealer today.

Not all products are available in all countries – please consult your dealer for details.



COLOR SHOP LIMITED SERIES – LEGACY (SHOWN ON XL1200X MODEL)



COLOR SHOP LIMITED SERIES – LEGACY
(SHOWN ON FXSB MODEL)



COLOR SHOP LIMITED SERIES – LEGACY (SHOWN ON FLSTF MODEL)

Available to fit:

LIMITED: LEGACY

| | |
|---|--------------------|
| Sportster® Forty-Eight® Fits '10-later XL1200X models (except Canada and '10-'16 Mexico models). | 92200117EDZ |
| Sportster Forty-Eight Fits '10-later XL1200X Canada and '10-'16 XL1200X Mexico models. | 92200118EDZ |
| Dyna® Fat Bob® Fits '14-later FXDF models. | 92200113EDZ |
| Breakout® Fits '13-later FXSB models. | 92200109EDZ |
| Fat Boy® Fits '11-later FLSTF, FLSTFB and FLSTFBS models. Requires separate purchase of Dampening Kit P/N 60832-07. | 92200107EDZ |

Not all products are available in all countries – please consult your dealer for details.



COLOR-MATCHED BODYWORK

Wish you could splash more of your factory color over your bike's profile? Consider Color Shop's Accessory Bodywork. This collection of primed and color-matched components endows your Harley® motorcycle with a personality of its own. Tour-Pak™ Luggage, stretched saddlebags, inner fairings and spoilers are available in factory-matched colors for most late model Harley motorcycles.

Not all products are available in all countries – please consult your dealer for details.

VELOCITY
RED SUNGLO



NEW



A. CUSTOM WRAPPED FRONT FENDER

A. CUSTOM WRAPPED FRONT FENDER

Give your bike a big hug. This all-steel fender is shaped to show off the full profile of your 19" front wheel. The apron-less fender wraps almost 180 degrees around the front tire for a clean, custom appearance, and the low profile cutaway design exposes the wheel from hub to rim for maximum visual impact. Designed for mistake-proof installation, the fender is pre-drilled to fit Original Equipment fender mounting bosses, and does not require additional fender spacers or install kits. Available in Vivid Black or primed and ready-to-paint finish.

Fits '14-later Touring models equipped with 17", 18" or 19" wheel and tire combination. Does not fit with Fender Tip Assembly P/N 59600003 or 59600006. Does not fit Trike models.

58900196BEO Primed.

58900196DH Vivid Black.

B. CUSTOM STRETCHED SIDE COVERS

Add a long, lean look to the profile of your Touring bike. These Stretched Side Covers are sculpted to smooth the visual transition from the side of the bike to the front of the saddlebag, and trade the traditional stepped look for a rearward flowing design. Shaped to flare out and down the saddlebag face, the sleek side covers complement the body lines and eliminate the saddlebag guard clearance notch at the lower corner for a seamless flow. And unlike some aftermarket designs, these side covers fit without significantly compromising the available passenger foot space. The one-piece covers are a snap-in replacement for the Original Equipment covers, and require no bonding or modification for installation. Available in Vivid Black or primed and ready to paint finish.

Fits '14-later Touring models. Does not fit with Auxiliary Power Port P/N 69201099.

61300671BEO Primed.

61300671DH Vivid Black.

NEW



B. CUSTOM STRETCHED SIDE COVERS

Not all products are available in all countries – please consult your dealer for details.

838 COLOR SHOP

Fenders

A. STREET STALKER™ FRONT FENDER KIT*

The smooth curves of the Street Stalker Front Fender easily create a clean, custom front-end look. Made from high-impact, injection-molded composite materials. Includes mounting hardware.

Fits '86-later FL Softail® models (except Springer®). Also fits '00-later Touring models (except models with fairing lowers) with separate purchase of Fender Adaptor Kit P/N 59013-02A or P/N 58900085A. Does not fit Trike models.

59397-98 Primed.

59397-03DH Vivid Black.

B. FL SOFTTAIL CLEAN FRONT FENDER

An empty canvas for customizers, this fender has no holes, mounts with existing hardware/brackets and is offered in primed finish.

59054-96

Fits '86-later FLS, FLSS, FLSTC, FLSTN, FLSTF, FLSTFB and FLSTFBS models.

C. FL TOURING CLEAN FRONT FENDER

With no holes, this fender provides the starting point for customization. Offered in primed finish and ready to bolt onto existing brackets.

59045-00B

Fits '94-'13 FLHR and '89-'13 FLHT and FLT models.

D. SPORTSTER® FRONT SPOILER*

The wedge shape of the spoiler accents the lean and narrow look of the Sportster model. Injection-molded from high-impact material and available Primed or Vivid Black finishes. Kit includes all mounting hardware.

Fits '04-later XL models. Does not fit with Engine Guards, Boom! Audio Cruiser Amp and Speakers or Down Tube Bags.

58882-04BDK Primed.

58882-04DH Vivid Black.

E. DYNA® FRONT SPOILER*

With a scooped shape designed to accent the long, lean Dyna models, this sporty custom addition is injection-molded from high-impact materials. Available Primed or Vivid Black finishes. Includes all mounting hardware.

With Polished Insert

Fits '06-later Dyna models (except FLD). Will fit with Chrome Voltage Regulator Cover P/N 74667-06. Does not fit with engine guards. Does not fit with Dyna Tool Roll P/N 91714-97A. Will not fit with Oil Cooler Kits.

58042-08BDK Primed.

58042-08DH Vivid Black.



A. STREET STALKER FRONT FENDER KIT – VIVID BLACK



B. FL SOFTTAIL CLEAN FRONT FENDER



C. FL TOURING CLEAN FRONT FENDER



D. SPORTSTER FRONT SPOILER – VIVID BLACK



E. DYNA FRONT SPOILER WITH POLISHED INSERT – VIVID BLACK

*NOTE: Most custom paint sets and bodywork are painted specifically to order. Please contact your dealer for details of delivery times.

Not all products are available in all countries – please consult your dealer for details.

COLOR SHOP 839

Fairings & Fuel Tank



F. H-D DETACHABLES QUARTER FAIRING KIT – VIVID BLACK

F. H-D® DETACHABLES™ QUARTER FAIRING KIT*

Sleek, racy styling and sweeping lines define this innovative fairing. The quarter fairing-sized detachable design gives your bike a whole new sporty look that can be changed in an instant. Available in primed or Vivid Black finish, the fairing is interchangeable with H-D Detachables Windshields, giving you plenty of options for cruising or touring. Plus, the windshield has a two-position adjustment feature for flexibility.

Fits '88-'16 XL (except XL883C, XL883N, XL1200C, XL1200CX, XL1200N, XL1200T, XL1200X and '11-later XL883L), FXR and '95-'05 Dyna® models (except FXLR, FXDWG and FXDXT). Requires the installation of Docking Hardware Kit P/N 58164-96A.

57070-98 Primed.

57070-97DH Vivid Black.

G. HEADLAMP VISOR KITS*

Add an element of racy style to stock headlamps with these visors. Available in Primed or Vivid Black Harley-Davidson® paint.

Fits '95-later XL (except XL883C, XL1200C, XL1200CX, XL1200V and XL1200X), '95-'05 Dyna (except FXDXT and FXDWG) and '82-'94 FXR and FXRS models.

68129-97 Primed.

68129-98DH Vivid Black.

Fits '84-'99 FXST, FXSTC and '91-'05 FXDWG models.

68971-98B Primed.

H. LARGE CAPACITY SPORTSTER® FUEL TANKS*

Featuring the radical styling of the Sportster Custom motorcycle, this large fuel tank holds up to 4.5 gallons of fuel. Great for cross-country cruising, the tank is formed and painted as only Harley-Davidson can.

62732-07DH Vivid Black.

Fits '07-later XL models (except XL1200T). Installation Kit P/N 62999-07 is required for installation on models not originally equipped with Large Capacity Tank. Requires separate purchase of a seat compatible with a 4.5 gallon fuel tank. XL1200V and XL1200X models also require separate purchase of P/N 27067-07A.

Also available:

SPORTSTER LARGE TANK

INSTALLATION KIT (not shown)


Required for installation of Large Capacity Fuel Tank on XL models.

62999-07

Fits '07-later XL models (except XL1200T). Kit includes Fuel Line Assembly, Fuel Pump Seal and docking hardware.



**G. HEADLAMP VISOR KIT
(SPORTSTER AND DYNA) – VIVID BLACK**



**G. HEADLAMP VISOR KIT
(FXST/C AND FXDWG) – VIVID BLACK**



**H. LARGE CAPACITY SPORTSTER FUEL TANK – VIVID BLACK
(62732-07DH SHOWN)**

*NOTE: Most custom paint sets and bodywork are painted specifically to order. Please contact your dealer for details of delivery times.

Not all products are available in all countries – please consult your dealer for details.

840 COLOR SHOP

Color-Matched Accessories


KING TOUR-PAK™ LUGGAGE – '14-LATER MODELS



Available to fit:

Fits '14-later Road King®, Road Glide®, Street Glide® and select CVO models. Separate purchase of H-D® Detachables™ Two-Up or Solo Tour-Pak Mounting Rack and applicable Docking Hardware is required. Separate purchase of Tour-Pak Lock Kit P/N 90300030 is required.

CHOPPED TOUR-PAK LUGGAGE – '14-LATER MODELS




Available to fit:

Fits '14-later Road King, Road Glide, Street Glide and select CVO models. Does not fit FLRT models. Separate purchase of H-D Detachables Two-Up or Solo Tour-Pak Mounting Rack and applicable Docking Hardware is required. Separate purchase of Tour-Pak Lock Kit P/N 90300030 is required.

| Solid Color | Inner/Outer Pinstripe | King Tour-Pak Luggage | | Chopped Tour-Pak Luggage | |
|---|------------------------------|-----------------------|-----|--------------------------|-----|
| | | P/N | P/N | P/N | P/N |
| Primed/Paintable | — | 53000404 | | 53000405 | |
| Amber Whiskey | — | 53000399DST | | 53000402DST | |
| Billet Silver | — | 53000399DZP | | 53000402DZP | |
| Black Denim | — | 53000399BYM | | 53000402BYM | |
| Black Gold Flake (HCC) | — | 53000521EAI | | 53000527EAI | |
| Black Quartz | — | 53000399DWE | | 53000402DWE | |
| Blackened Cayenne | — | 53000399DSZ | | — | |
| Charcoal Denim | — | 53000399DZN | | 53000402DZN | |
| Charcoal Pearl | — | 53000399DTF | | 53000402DTF | |
| Cosmic Blue Pearl | — | 53000399DZZ | | 53000402DZZ | |
| Crushed Ice Pearl | — | 53000399DZS | | 53000402DZS | |
| Deep Jade Pearl | — | 53000399DWF | | — | |
| Gold Flake (HCC) | — | 53000521DWG | | 53000527DWG | |
| Hot Rod Red Flake (HCC) | — | 53000521ECN | | 53000527ECN | |
| Laguna Orange | — | 53000574ECL | | 53000577ECL | |
| Morocco Gold Pearl | — | 53000399DTC | | 53000402DTC | |
| Mysterious Red Sunglo | — | 53000399DSW | | 53000402DSW | |
| Mystic Purple Flake (HCC) | — | 53000521ECM | | 53000527ECM | |
| Olive Gold | — | 53000399DZW | | 53000402DZW | |
| Purple Fire | — | 53000516EAG | | 53000530EAG | |
| Superior Blue | — | 53000399DWC | | 53000402DWC | |
| Velocity Red Sunglo | — | 53000399DZT | | 53000402DZT | |
| Vivid Black | — | 53000399DH | | 53000402DH | |
| Velocity Red Sunglo (FLHR) | Medium Red/Pale Gold | 53000377DZU | | 53000375DZU | |
| Vivid Black | Medium Silver/Medium Silver | 53000377BHY | | 53000375BHY | |
| Solid Color/Panel | Inner/Outer Pinstripe | | | | |
| Billet Silver (FLHR) | Burgundy/Charcoal Metallic | 53000377DZR | | 53000375DZR | |
| Morocco Gold Pearl | Pale Gold/Pale Gold | 53000377DTD | | — | |
| Mysterious Red Sunglo | Medium Red/Burgundy | 53000377DSX | | — | |
| Superior Blue | Blue/Medium Silver | 53000377DWK | | 53000375DWK | |
| Velocity Red Sunglo (FLHR) | Medium Red/Pale Gold | 53000377DZU | | 53000375DZU | |
| Vivid Black | Medium Silver/Medium Silver | 53000377BHY | | 53000375BHY | |
| Two Tone Solid Color/Panel | Inner/Outer Pinstripe | | | | |
| Black Hills Gold/Black Quartz | Hamilton Gold/Burgundy | 53000377ECE | | 53000375ECE | |
| Crushed Ice Pearl/Frosted Teal Pearl (FLHR) | Gray/Teal | 53000377EAE | | 53000375EAE | |
| Superior Blue/Billet Silver | Charcoal Metallic/Camo Tan | 53000377ECC | | 53000375ECC | |

Not all products are available in all countries – please consult your dealer for details.

CVO TOUR-PAK™ LUGGAGE – '14-LATER MODELS



CVO KING TOUR-PAK LUGGAGE – Available to fit:

Fits '14-later Road King®, Road Glide®, Street Glide® and select CVO models. Separate purchase of H-D® Detachables™ Two-Up or Solo Tour-Pak Mounting Rack and applicable Docking Hardware is required. Separate purchase of Tour-Pak Lock Kit P/N 90300030 is required.

| | |
|--------------------|---|
| 92200074EBH | Atomic Red w/Candy Apple Flames |
| 92200074EBI | Black Licorice w/Midnight Cobalt Flames |
| 92200074EDF | Candy Cobalt w/Indigo Ink Flames |
| 53000541EBR | Carbon Crystal w/Phantom Flames |
| 92200074EDN | Dark Slate Candy w/Arctic Black Flames |
| 92200074DXX | Mercury w/Smokey Quartz Flames |
| 92200074EDH | Starfire Black w/Atomic Red Flames |
| 92200074DXZ | Starfire Black w/Gold Dust Flames |
| 92200074EDG | Sunburst Orange w/Starfire Black Flames |
| 92200074DXY | Ultra Violet Blue w/Molten Lava Flames |
| 92200074EBF | White Amethyst w/Black Licorice Flames |

CVO CHOPPED TOUR-PAK LUGGAGE – Available to fit:

Fits '14-later Road King, Road Glide, Street Glide and select CVO models. Separate purchase of H-D Detachables™ Two-Up or Solo Tour-Pak Mounting Rack and applicable Docking Hardware is required. Separate purchase of Tour-Pak Lock Kit P/N 90300030 is required.

| | |
|--------------------|---|
| 92200073EBH | Atomic Red w/Candy Apple Flames |
| 92200073EBI | Black Licorice w/Midnight Cobalt Flames |
| 92200073EDF | Candy Cobalt w/Indigo Ink Flames |
| 92200073EBR | Carbon Crystal w/Phantom Flames |
| 92200073EDN | Dark Slate Candy w/Arctic Black Flames |
| 92200073DXX | Mercury w/Smokey Quartz Flames |
| 92200073EDH | Starfire Black w/Atomic Red Flames |
| 92200073DXZ | Starfire Black w/Gold Dust Flames |
| 92200073EDG | Sunburst Orange w/Starfire Black Flames |
| 92200073DXY | Ultra Violet Blue w/Molten Lava Flames |
| 92200073EBF | White Amethyst w/Black Licorice Flames |

KING TOUR-PAK LUGGAGE – '97-'13 MODELS



Available to fit:

Fits '09-'13 Electra Glide® Standard, Road King, Road Glide, Street Glide, Street Glide Trike and select CVO models. Separate purchase of detachable Two-Up or Solo Tour-Pak Mounting Rack and applicable Docking Hardware is required. Separate purchase of Tour-Pak Lock Kit P/N 53194-07 is required.

| | |
|--------------------|---------------|
| 79071-10BYM | Black Denim |
| 53963-11DCE | Merlot Sunglo |
| 53963-10DH | Vivid Black |

Fits '06-'08 Electra Glide Standard, Road King, Road Glide and Street Glide models. Separate purchase of detachable Two-Up or Solo Tour-Pak Mounting Rack and applicable Docking Hardware is required. Separate purchase of Tour-Pak Lock Kit P/N 53194-07 is required.

| | |
|-------------------|-------------|
| 53270-06DH | Vivid Black |
|-------------------|-------------|

Fits '07-'05 Electra Glide Standard, Road King, and Road Glide models. Separate purchase of detachable Two-Up or Solo Tour-Pak Mounting Rack and applicable Docking Hardware is required. Separate purchase of Tour-Pak Lock Kit P/N 53194-07 is required.

| | |
|-------------------|-------------|
| 53116-97DH | Vivid Black |
|-------------------|-------------|

CHOPPED TOUR-PAK LUGGAGE – '97-'13 MODELS



Available to fit:

Fits '97-'13 Touring and Trike models. FLHTCUTG models require separate purchase of Spacer Kit P/N 83294-10.

| | |
|--------------------|-----------------|
| 53111-96DH | Vivid Black |
| 53111-11DHA | White Hot Denim |

842 COLOR SHOP

Color-Matched Accessories

COLOR-MATCHED INNER FAIRING KIT – BATWING

COLOR-MATCHED INNER FAIRING KIT*

Add a custom touch to your motorcycle with a Color-Matched Inner Fairing and Fairing Cap. Designed to replace the Original Equipment matte black inner fairing, the color-matched finish offers a brilliant contrast to the gauge faces and accessory chrome instrument bezels.

COLOR-MATCHED BATWING INNER FAIRING – Available to fit:

Fits '14-later Electra Glide®, Street Glide® and Ultra Limited models with handlebar mounted mirrors. Kit includes inner fairing, fairing cap, and media door. Does not fit Tri Glide® models.

Fits '14-later Street Glide models with fairing mounted mirrors. Kit includes inner fairing, fairing cap, and media door. Does not fit Tri Glide models.

COLOR-MATCHED TRIKE INNER FAIRING – Available to fit:

Fits '14-later Tri Glide models. Kit includes inner fairing, fairing cap, and media door.



*NOTE: Most custom paint sets and bodywork are painted specifically to order. Please contact your dealer for details of delivery times.



Batwing Inner Fairing
Fits '14-later Electra Glide
Street Glide and Ultra Limited models
with handlebar mounted mirrors

Batwing Inner Fairing
Fits '14-later Street Glide models with
fairing mounted mirrors

Batwing Inner Fairing
Fits '14-later Tri Glide models

| Solid Color | P/N | P/N | P/N |
|---------------------------|-------------|-------------|-------------|
| Amber Whiskey | 57000387DST | 57000389DST | — |
| Billet Silver | 57000387DZP | — | 57000388DZP |
| Black Gold Flake (HCC) | — | 57000389EAI | — |
| Black Hills Gold | 57000387ECS | — | 57000388ECS |
| Black Quartz | 57000387DWE | — | — |
| Bonneville Blue | 57000387ECJ | — | 57000388ECJ |
| Charcoal Denim | 57000387DZN | 57000389DZN | — |
| Cosmic Blue Pearl | 57000387DZZ | 57000389DZZ | 57000388DZZ |
| Crushed Ice Pearl | 57000387DZS | 57000389DZS | — |
| Gold Flake (HCC) | — | 57000389DWG | — |
| Hot Rod Red Flake (HCC) | — | 57000389ECN | — |
| Laguna Orange | — | 57000389ECL | — |
| Morocco Gold Pearl | — | 57000389DTC | — |
| Mysterious Red Sunglo | 57000387DSW | — | 57000388DSW |
| Mystic Purple Flake (HCC) | — | 57000389ECM | — |
| Olive Gold | — | 57000389DZW | — |
| Purple Fire | 57000387DZY | — | 57000388DZY |
| Superior Blue | 57000387DWC | 57000389DWC | 57000388DWC |
| Velocity Red Sunglo | — | 57000389DZT | — |
| Vivid Black | 57000387DH | 57000389DH | 57000388DH |

Not all products are available in all countries – please consult your dealer for details.

COLOR-MATCHED INNER FAIRING KIT – ROAD GLIDE®

COLOR-MATCHED INNER FAIRING KIT*

Add a custom touch to your motorcycle with a Color-Matched Inner Fairing and Fairing Cap. Designed to replace the Original Equipment matte black inner fairing, the color-matched finish offers a brilliant contrast to the gauge faces and accessory chrome instrument bezels.

COLOR-MATCHED ROAD GLIDE INNER FAIRING – Available to fit:

Fits '15-later Road Glide models. Kit includes Color-Matched instrument housing. Color-Matched Inner Fairing Air Duct sold separately.

COLOR-MATCHED ROAD GLIDE AIR DUCT – Available to fit:

Fits '15-later Road Glide models. Color-Matched Inner Fairing sold separately. Kit includes air duct baffle and actuator assembly.



*NOTE: Most custom paint sets and bodywork are painted specifically to order. Please contact your dealer for details of delivery times.

**Road Glide Inner Fairing
Fits '15-later models**

**Road Glide Fairing Air Duct
Fits '15-later models**

| Solid Color | P/N | P/N |
|---------------------------|-------------|-------------|
| Amber Whiskey | 57000482DST | — |
| Billet Silver | 57000482DZP | 29200102DZP |
| Black Denim | 57000482BYM | — |
| Black Gold Flake (HCC) | 57000482EAI | 29200102EAI |
| Black Hills Gold | 57000482ECS | 29200102ECS |
| Black Quartz | 57000482DWE | 29200102DWE |
| Bonneville Blue | 57000482ECJ | 29200102ECJ |
| Charcoal Pearl | 57000482DTF | 29200102DTF |
| Cosmic Blue Pearl | 57000482DZZ | 29200102DZZ |
| Gold Flake (HCC) | 57000482DWG | 29200102DWG |
| Hot Rod Red Flake (HCC) | 57000482ECN | 29200102ECN |
| Laguna Orange | 57000482ECL | 29200102ECL |
| Mystic Purple Flake (HCC) | 57000482ECM | 29200102ECM |
| Olive Gold | 57000482DZW | 29200102DZW |
| Purple Fire | 57000482DZY | 29200102DZY |
| Superior Blue | 57000482DWC | — |
| Velocity Red Sunglo | 57000482DZT | 29200102DZT |
| Vivid Black | 57000482DH | 29200102DH |



COLOR-MATCHED SADDLEBAG FILLER STRIPS

SADDLEBAG FILLER STRIPS*

For those who seek perfection, these kits fill in the gaps between the fender and the rear of the saddlebags, hiding the saddlebag mounting bracket. Choose between primed, highly polished chrome, or Color-Matched to your sheet metal and bags for a truly custom look.

Available to fit:

Solid

Fits '14-later Touring (except Street Glide®, Road Glide and CVO) models with hard saddlebags. Does not fit with accessory Saddlebag Guard Rails.



Saddlebag Filler Strips—Solid

| Solid Color | P/N |
|-------------------------|-------------|
| Primed/Paintable | 90201112 |
| Chrome | 90200873 |
| Amber Whiskey | 90200872DST |
| Billet Silver | 90200872DZP |
| Black Hills Gold | 90200872ECS |
| Black Quartz | 90200872DWE |
| Bonneville Blue | 90200872ECJ |
| Charcoal Denim | 90200872DZN |
| Cosmic Blue Pearl | 90200872DZZ |
| Crushed Ice Pearl | 90200872DZS |
| Hot Rod Red Flake (HCC) | 90200872ECN |
| Laguna Orange | 90200872ECL |
| Mysterious Red Sunglo | 90200872DSW |
| Olive Gold | 90200872DZW |
| Purple Fire | 90200872DZY |
| Superior Blue | 90200872DWC |
| Velocity Red Sunglo | 90200872DZT |
| Vivid Black | 90200872DH |

Not all products are available in all countries – please consult your dealer for details.

844 COLOR SHOP

Color-Matched Accessories

COLOR-MATCHED STRETCHED SADDLEBAG BOTTOMS

COLOR-MATCHED STRETCHED SADDLEBAG BOTTOMS*

Add the long low "slammed" look to your Touring bike without compromising the suspension travel and ride height. These Stretched Saddlebag Bottoms wrap around the exhaust to add visual length to the bike and hide the muffler bracket and hanger from view. Stretched Bottoms are predrilled to accept your existing saddlebag lids and latches. Simply attach the extended saddlebag bottom to your saddlebag lids with the included hardware and install on the bike like the original bags.

Available to fit:

Fits '14-later Touring models with Color-Matched Hard Saddlebags.



*NOTE: Most custom paint sets and bodywork are painted specifically to order. Please contact your dealer for details of delivery times.

Stretched Saddlebag Bottoms Fits '14-later models

| Solid Color | Inner/Outer Pinstripe | P/N |
|--|---------------------------------|-------------|
| Primed/Paintable | — | 90201107 |
| Amber Whiskey | — | 90201078DST |
| Billet Silver | — | 90201078DZP |
| Black Denim | — | 90201078BYM |
| Black Gold Flake (HCC) | — | 90201078EAI |
| Charcoal Denim | — | 90201078DZN |
| Cosmic Blue Pearl | — | 90201385DZZ |
| Crushed Ice Pearl | — | 90201078DZS |
| Gold Flake (HCC) | — | 90201078DWG |
| Hot Rod Red Flake (HCC) | — | 90201078ECN |
| Laguna Orange | — | 90201504ECL |
| Mysterious Red Sunglo | — | 90201078DSW |
| Mystic Purple Flake (HCC) | — | 90201078ECM |
| Olive Gold | — | 90201078DZW |
| Superior Blue | — | 90201078DWC |
| Velocity Red Sunglo | — | 90201078DZT |
| Vivid Black | — | 90201078DH |
| Amber Whiskey | Charcoal Metallic | 90201088DSV |
| Billet Silver (FLHR) | Burgundy/Charcoal Metallic | 90201093DZR |
| Black Denim | Medium Red | 90201088DBN |
| Black Hills Gold | Hamilton Gold/Burgundy | 90201093ECE |
| Black Quartz (FLHXS/FLTRXS) | Pale Gold | 90201088EAK |
| Charcoal Denim (FLHXS) | Charcoal Metallic | 90201088DZO |
| Charcoal Pearl | Black | 90201088DTH |
| Morocco Gold Pearl | Pale Gold | 90201088DTE |
| Superior Blue | Blue/Medium Silver | 90201093DWK |
| Superior Blue | Blue | 90201088DWM |
| Superior Blue | Camo Tan/Charcoal Metallic | 90201093ECC |
| Velocity Red Sunglo (FLHXS/FLTRXS) | Medium Red | 90201088EAM |
| Velocity Red Sunglo (FLHR) | Medium Red/Pale Gold | 90201093DZU |
| Vivid Black | Medium Silver | 90201088DBX |
| Vivid Black | Medium Silver/Medium Silver | 90201093BHY |
| Solid Color/Panel Inner/Outer Pinstripe | | |
| Crushed Ice Pearl/Frosted Teal Pearl (FLHR) | Gray/Teal | 90201093EAE |
| Purple Fire/Blackberry Smoke (FLHR) | Proper Purple/Charcoal Metallic | 90201093EAG |

Not all products are available in all countries – please consult your dealer for details.

BOOM! AUDIO SADDLEBAG SPEAKER LIDS & FAIRING LOWER SPEAKER HOUSINGS

SADDLEBAG AND FAIRING LOWER SPEAKER HOUSINGS*

Custom Color-Matched covers are shaped to accommodate Boom! Audio Saddlebag Lid and Fairing Lower Speakers. Speaker openings are formed to angle the speakers and direct the sound forward toward the rider and passenger. Installation reuses Original Equipment hinges, locks and mounting hardware.

SADDLEBAG LID SPEAKERS – Available to fit:

Fits '14-later Touring (except Road King®) models equipped with Boom! Audio Saddlebag Speaker Kit P/N 76000489 or 76000319.

FAIRING LOWER SPEAKER BOXES – Available to fit:

Fits '14-later Touring (except Road King and CVO) models equipped with vented fairing lowers and Boom! Audio Fairing Lower Speaker Kit P/N 76000487 or 76000353. Does not fit models with Twin-Cooled™ engines.



*NOTE: Most custom paint sets and bodywork are painted specifically to order. Please contact your dealer for details of delivery times.

| | Boom! Saddlebag Lid–Left Fits '14-later models | Boom! Saddlebag Lid–Right Fits '14-later models | Boom! Fairing Lower Speaker Box Fits '14-later models |
|---------------------------|---|--|--|
| Solid Color | P/N | P/N | P/N |
| Primed/Paintable | 90201109 | 90201108 | 57100233 |
| Amber Whiskey | 90200827DST | 90200826DST | 76000497DST |
| Billet Silver | 90200827DZP | 90200826DZP | 76000497DZP |
| Black Denim | 90200827BYM | 90200826BYM | 76000497BYM |
| Black Hills Gold | 90200827ECS | 90200826ECS | – |
| Black Gold Flake (HCC) | 90201397EAI | 90201401EAI | 76000497EAI |
| Black Quartz | 90200827DWE | 90200826DWE | 76000497DWE |
| Blackened Cayenne | 90200827DSZ | 90200826DSZ | – |
| Bonneville Blue | 90201505ECJ | 90201506ECJ | – |
| Charcoal Denim | 90200827DZN | 90200826DZN | 76000497DZN |
| Charcoal Pearl | 90200827DTF | 90200826DTF | 76000497DTF |
| Cosmic Blue Pearl | 90200827DZZ | 90200826DZZ | 76000497DZZ |
| Crushed Ice Pearl | 90200827DZS | 90200826DZS | 76000497DZS |
| Gold Flake (HCC) | 90201397DWG | 90201401DWG | 76000497DWG |
| Hot Rod Red Flake (HCC) | 90201397ECN | 90201401ECN | 76000497ECN |
| Laguna Orange | 90200827ECL | 90200826ECL | 76000497ECL |
| Morocco Gold Pearl | 90200827DTC | 90200826DTC | 76000497DTC |
| Mysterious Red Sunglo | 90200827DSW | 90200826DSW | – |
| Mystic Purple Flake (HCC) | 90201397ECM | 90201401ECM | 76000497ECM |
| Olive Gold | 90200827DZW | 90200826DZW | 76000497DZW |
| Purple Fire | 90201399DZY | 90201402DZY | 76000497DZY |
| Superior Blue | 90200827DWC | 90200826DWC | 76000497DWC |
| Velocity Red Sunglo | 90200827DZT | 90200826DZT | 76000497DZT |
| Vivid Black | 90200827DH | 90200826DH | 76000497DH |

CVO Primary Color

| | | |
|--------------------------------|-------------|-------------|
| Black Garnet | 90200827EDE | 90200826EDE |
| Burgundy Blaze ('15 FLTRUSE) | 90200827DQX | 90200826DQX |
| Carbon Dust ('15 FLHTKSE) | 90200827DXK | 90200826DXK |
| Charcoal Slate | 90200827BYZ | 90200826BYZ |
| Crushed Sapphire ('15 FLTRUSE) | 90200827DQZ | 90200826DQZ |
| Palladium Silver ('15 FLHTKSE) | 90200827DXM | 90200826DXM |
| Ruby Red | 90200827DAA | 90200826DAA |
| Spiked Olive | 90200827EDC | 90200826EDC |

| | Boom! Saddlebag Lid–Left Fits '06-'13 models | Boom! Saddlebag Lid–Right Fits '06-'13 models |
|------------------|---|--|
| Solid Color | P/N | P/N |
| Primed/Paintable | 90200612 | 90200613 |
| Black Denim | 90200614BYM | 90200615BYM |
| Vivid Black | 90200614DH | 90200615DH |



846 COLOR SHOP

Color-Matched Accessories

COLOR-MATCHED TOUR-PAK™ & SADDLEBAG SPOILERS

COLOR-MATCHED TOUR-PAK SPOILER KIT*

The combination of contoured styling and the practicality of an integrated auxiliary LED running/brake light blend form and function into the Tour-Pak Spoiler.

'14-later Models

Fits '14-later Touring models equipped with King or Chopped Tour-Pak Luggage. Installation requires separate purchase of Tour-Pak Lid Spoiler Light Kit P/N 53000238 or 53000239.

COLOR-MATCHED SADDLEBAG LID SPOILER KIT*

Aero styling and a practical addition to rear visibility. Color-Matched Saddlebag Lid Spoilers equipped with bright fast-acting LED lamps that will get you noticed.

'14-later Models

Fits '14-later Touring models with hard saddlebags. Installation requires separate purchase of Saddlebag Lid Spoiler Light Kit P/N 90200735 or 90200736.

*NOTE: Most custom paint sets and bodywork are painted specifically to order. Please contact your dealer for details of delivery times.



Solid Color

| | Tour-Pak Spoiler Fits '14-later models | Saddlebag Lid Spoiler Fits '14-later models |
|---------------------------|---|--|
| Primed/Paintable | 57200086BDK | 57200087BDK |
| Amber Whiskey | 57200086DST | 57200087DST |
| Billet Silver | 57200086DZP | 57200087DZP |
| Birch White | 57200086AV | - |
| Black Denim | 57200086BYM | 57200087BYM |
| Black Gold Flake (HCC) | 57200086EAI | 57200087EAI |
| Black Hills Gold | 57200086ECS | 57200087ECS |
| Black Quartz | 57200086DWE | 57200087DWE |
| Bonneville Blue | 57200086ECJ | 57200087ECJ |
| Charcoal Denim | 57200086DZN | 57200087DZN |
| Charcoal Pearl | 57200086DTF | 57200087DTF |
| Cosmic Blue Pearl | 57200086DZZ | 57200087DZZ |
| Crushed Ice Pearl | 57200086DZS | 57200087DZS |
| Gold Flake (HCC) | 57200086DWG | 57200087DWG |
| Hot Rod Red Flake (HCC) | 57200086ECN | 57200087ECN |
| Laguna Orange | 57200086ECL | 57200087ECL |
| Morocco Gold Pearl | 57200086DTC | 57200087DTC |
| Mysterious Red Sunglo | 57200086DSW | 57200087DSW |
| Mystic Purple Flake (HCC) | 57200086ECM | 57200087ECM |
| Olive Gold | 57200086DZW | 57200087DZW |
| Purple Fire | 57200086DZY | 57200087DZY |
| Superior Blue | 57200086DWC | 57200087DWC |
| Velocity Red Sunglo | - | 57200087DZT |
| Vivid Black | 57200086DH | 57200087DH |

CVO Primary Color

| | | |
|--|-------------|-------------|
| Arctic Black ('17 FLHXSE) ('17 FLHXS) | 57200086EDS | 57200087EDS |
| Atomic Red ('16 FLHXSE) ('17 FLHXSE) | 57200086EBC | 57200087EBC |
| Black Garnet ('17 FLHTKSE) | 57200086EDE | 57200087EDE |
| Black Licorice ('16 FLHXSE) | 57200086EAZ | 57200087EAZ |
| Carbon Dust ('15 FLHTKSE) | 57200086DXK | 57200087DXK |
| Charcoal Slate (CVO) | 57200086BYZ | 57200087BYZ |
| HC Mercury ('15 FLHXSE) | 57200086DYO | 57200087DYO |
| Indigo Ink ('17 FLHXSE) | 57200086EDO | 57200087EDO |
| Palladium Silver ('15 FLHTKSE) ('17 FLHTKSE) | 57200086DXM | 57200087DXM |
| Ruby Red (CVO) | 57200086DAA | 57200087DAA |
| Spiked Olive ('17 FLHTKSE) | 57200086EDC | 57200087EDC |
| Starfire Black ('15 FLHXSE) ('17 FLHXSE) | 57200086DLO | 57200087DLO |
| White Amethyst ('16 FLHXSE) | 57200086EAY | 57200087EAY |
| White Amethyst ('16 FLHXSE) | 57200086EAY | 57200087EAY |

Not all products are available in all countries – please consult your dealer for details.

A. PAINTS

Touch-up paint is available in handy 1/2 oz applicator bottles for all late model Harley-Davidson® motorcycles including CVO models. Aerosol and quart containers are also available. See your Authorized Harley-Davidson Dealer for a complete listing of paint.

NOTE: Quart containers of Harley-Davidson Acrylic Urethane paint and urethane activator material are designed for application only by professional, trained personnel using proper equipment under controlled conditions, and they are not intended for sale to the general public.

Black Texture

For use with '95-later Engine and Transmission.

98605BF* Touch-Up Pen.

98600BF* Touch-Up Bottle.

98606BF Aerosol.

Silver Bead Blast

For use with '98-later Engine and Transmission.

98600BY* Touch-Up Bottle.

98606BY Aerosol.

Clear Coat

Used to fill in clear coating over chips and surface scratches.

98600EK* Touch-Up Bottle.

98606EK Aerosol.

98628EK Quart. Two-Part Urethane.

99825-02 Urethane Activator.

Black Leather Touch-Up Pens

A convenient way to fix scratches, scuffed and worn pouches, saddlebags, seats and other leather products. Just touch-up the damaged area, wipe off excess, let dry and then buff with a soft cloth to blend color.

98605AX*

Black Frame Paint Touch-up Pen

Dispensed from an easy-to-use paint pen, this paint is an easy way to touch-up minor nicks and scratches.

93936*

*NOTE: There are two bottles or pens per package.



A. PAINTS

*NOTE: Most custom paint sets and bodywork are painted specifically to order. Please contact your dealer for details of delivery times.

Not all products are available in all countries – please consult your dealer for details.

848 COLOR SHOP

Medallions & Decals

A. FUEL TANK NAMEPLATE AND ADAPTER KITS

For those of you with nostalgia in mind, our popular fuel tank trims fit a wide selection of early models. In addition, we now offer adapter kits for later models. The adapter kits come with all necessary hardware for installation of fuel tank trim on later models. Adapter Kit Brackets are self-adhesive to accommodate most universal applications. Due to fuel tank shape variability, test fit relevant adapter plate to desired fuel tank to ensure full surface contact before adhering to tank. All trim and adapter kits are sold in pairs.

1. 61769-47T Fits all '47-'50 models.

Adapter Kit for P/N 61769-47T

61783-92T

Fits Fat Bob® fuel tanks (except '08-later Touring and Trike models).

2. 61776-61T Fits '61-'62 FL models.

Adapter Kit for P/N 61776-61T

61740-90T

Fits Fat Bob fuel tanks (except '08-later Touring and Trike models).

3. 61775-59T Fits '59-'60 FL models.

Adapter Kit for P/N 61775-59T

61742-92T

Fits Fat Bob fuel tanks (except '08-later Touring and Trike models).

4. 61769-40T Fits '36-'46 Big Twin models.

Adapter Kit for P/N 61769-40T

61785-92T

Fits Fat Bob fuel tanks (except '08-later Touring and Trike models).

5. 61774-51T

Fits '51-'54 Big Twin and '52-'54 K models.

Adapter Kit for P/N 61774-51T

61784-92T

Fits Fat Bob fuel tanks (except '08-later Touring and Trike models).

6. 61777-63T Fits '63-'65 FL and XL models.

Adapter Kit for P/N 61777-63T

61782-91T

Fits Fat Bob fuel tanks (except '08-later Touring and Trike models).

7. 61771-66TB

Fits '66-'71 FL, XL and '71 FX models.

Adapter Kit for P/N 61771-66TB

61741-93T

Fits Fat Bob fuel tanks (except '08-later Touring and Trike models).

8. 61814-55T Chrome.

Fits '55-'56 FL models.

Adapter Kit for P/N 61814-55T

61840-94T

Fits Fat Bob fuel tanks (except '08-later Touring and Trike models).

B. EAGLE FAIRING DECAL

Gives your fairing that custom look. Multi-colored. Made in the U.S.A.

14093-84 Black Background.

Eagle decal fits '13-earlier FL, FLH and FLHT fairings.



A. FUEL TANK NAMEPLATE AND ADAPTER KITS



B. EAGLE FAIRING DECAL

COLOR SHOP 849

Medallions & Decals



C. DECORATIVE MEDALLIONS

C. DECORATIVE MEDALLIONS

Display a touch of attitude. Ideal for use on plate-style sissy bar uprights and battery covers, the adhesive backing on these high-quality cast medallions allows easy installation on most flat surfaces. The medallions are available in black accented chrome or antique nickel finishes. The Oval Bar & Shield® logo and the Bar & Shield with Wings medallions look great with Chrome Backrest Mount P/N 52527-01 and 52531-01.

1. Skull – Antique Nickel

91720-02 3-5/8" x 3".

2. Skull – Chrome

91718-02 3-5/8" x 3".

3. Skull with Wings – Antique Nickel

91732-02 5" x 1-1/2".

4. Skull with Wings – Chrome

91723-02 5" x 1-1/2".

5. Bar & Shield Logo with Wings – Chrome

91745-02 4" x 1-1/2".

6. Oval with Bar & Shield Logo – Chrome

91716-02 3-3/8" x 1-1/2".



D. SELF-ADHESIVE MEDALLIONS AND Sissy BAR UPRIGHT INSERTS

D. SELF-ADHESIVE MEDALLIONS AND Sissy BAR UPRIGHT INSERTS

Works great on derby covers, timer covers, medallion plate-style sissy bar uprights and chrome battery covers.

Made in U.S.A. Eagle

1. 99000-77 Large Medallion.

Bar & Shield Logo

2. 91815-85 Large Medallion.

3. 91816-85 Small Medallion.

Eagle with Bar & Shield Logo

4. 91811-85 Large Medallion.

5. 91810-85 Small Medallion.

E. "LIVE TO RIDE" LOGO MEDALLIONS

These self-adhesive medallions are made of durable ABS plastic, and look great on sissy bars, battery covers, Tour-Pak™ Luggage carriers, saddlebags, etc.

99027-87T 3.5" – Chrome.

99028-87T 2.5" – Chrome.

99027-90T 3.5" – Gold.

99028-90T 2.5" – Gold.


F. METAL ADHESIVE-BACKED LOGO

All you do is choose the style you like, select a Timer or Derby Cover and affix the medallion to the cover. Works great on medallion, plate-style sissy bar uprights and chrome battery covers.

99352-82Z Bar & Shield Logo. Universal.



E. "LIVE TO RIDE" LOGO MEDALLIONS – CHROME AND GOLD



F. METAL ADHESIVE-BACKED LOGO

Not all products are available in all countries – please consult your dealer for details.



HARLEY-DAVIDSON®

GARAGE

You ride to get more out of life, so take care of all the passion, precision, and expertise that built your Harley-Davidson motorcycle by using the cleaning and service supplies designed by the very experts who built it.



GENUINE MOTOR PARTS & ACCESSORIES

NOT ALL PRODUCTS ARE AVAILABLE IN ALL COUNTRIES –
PLEASE CONSULT YOUR DEALER FOR DETAILS.





SURFACE CARE PRODUCT MAP

CLEAN

| | | | | |
|----------------------------------|--|---|---|--|
| GENERAL |  <p>93600056 US Harley® Bike Wash Kit</p> |  <p>94844-10 GLOBAL Cleaning Brush Kit</p> |  <p>93600110 GLOBAL Bug Eater Sponge</p> |  <p>94811-10 Harley Bike Wash Bucket</p> |
| |  <p>94865-09 EUROPE 94651-09 N. AMERICA HOG® Blaster Motorcycle Dryer</p> |  <p>93600077 INT 93600023 US Sunwash™ Bike Soap</p> |  <p>93600071 INT 93600011 US Quick Wash</p> |  <p>94760-99 Wash Mitt</p> |
| |  <p>94791-01 GLOBAL Synthetic Drying Chamois</p> |  <p>93600075 INT 93600022 US Bug Remover</p> |  <p>93600116 LCD Screen Cleaner Individual Wipes</p> |  <p>93600067 Windshield Cleaner Individual Wipes</p> |
| |  <p>93600078 INT 93600064 US Denim Paint Cleaner</p> |  <p>93600084 INT 93600029 US Spray Cleaner & Polish</p> |  <p>93600078 INT 93600064 US Denim Paint Cleaner</p> |  <p>93600084 INT 93600029 US Spray Cleaner & Polish</p> |
| GLASS |  <p>93600116 LCD Screen Cleaner Individual Wipes</p> |  <p>93600067 Windshield Cleaner Individual Wipes</p> |  <p>93600084 INT 93600029 US Spray Cleaner & Polish</p> |  <p>93600084 INT 93600029 US Spray Cleaner & Polish</p> |
| PAINT |  <p>93600078 INT 93600064 US Denim Paint Cleaner</p> |  <p>93600078 INT 93600064 US Denim Paint Cleaner</p> |  <p>93600078 INT 93600064 US Denim Paint Cleaner</p> |  <p>93600084 INT 93600029 US Spray Cleaner & Polish</p> |
| LEATHER, VINYL & TRIM |  <p>93600010 GLOBAL Seat, Saddlebag & Trim Cleaner</p> |  <p>93600010 GLOBAL Seat, Saddlebag & Trim Cleaner</p> |  <p>93600010 GLOBAL Seat, Saddlebag & Trim Cleaner</p> |  <p>93600010 GLOBAL Seat, Saddlebag & Trim Cleaner</p> |
| METAL: CHROME, ALUMINUM & ENGINE |  <p>93600082 INT 93600031 US Chrome Clean & Shine</p> |  <p>93600069 INT 93600001 US Boot Mark Remover (For use on chrome exhaust)</p> |  <p>93600069 INT 93600001 US Boot Mark Remover (For use on chrome exhaust)</p> |  <p>93600084 INT 93600029 US Spray Cleaner & Polish</p> |
| WHEEL & TIRE |  <p>93600076 INT 93600024 US Wheel & Tire Cleaner</p> |  <p>93600076 INT 93600024 US Wheel & Tire Cleaner</p> |  <p>93600076 INT 93600024 US Wheel & Tire Cleaner</p> |  <p>43078-99 GLOBAL Wheel & Spoke Brush</p> |

P/N KEY: US = ORDER THIS P/N IN THE UNITED STATES INT = ORDER THIS P/N OUTSIDE OF THE UNITED STATES GLOBAL = ORDER THIS P/N ANYWHERE IN THE WORLD
 Not all products are available in all countries – please consult your dealer for details.

| DETAIL | PROTECT |
|--------|---------|
|--------|---------|

| | | |
|---|--|---|
|  <p>93600057A US Harley® Detail & Protect Kit</p> |  <p>94663-02 GLOBAL Microfiber Detailing Cloth</p> |  <p>93600079 INT 93600026 US Glaze™ Poly Sealant</p> |
|  <p>93600073 INT 93600062 US Gloss Detailer</p> |  <p>93600114 GLOBAL Disposable Detailing Softcloths</p> |  <p>93600084 INT 93600029 US Spray Cleaner & Polish</p> |
|  <p>93600073 INT 93600062 US Gloss Detailer</p> |  <p>93600032 GLOBAL Windshield Water Repellent</p> |  <p>93600074 INT 93600025 US Scratch & Swirl Repair</p> |
|  <p>93600081 INT 93600033 US Black Leather Rejuvenator</p> |  <p>93600073 INT 93600062 US Gloss Detailer</p> |  <p>93600079 INT 93600026 US Glaze™ Poly Sealant</p> |
|  <p>93600068 INT 93600002 US Engine Brightener</p> |  <p>93600115 GLOBAL Black Inner Fairing & Trim Rejuvenator</p> |  <p>93600080 INT 93600034 US Leather Protectant</p> |
|  <p>93600083 INT 93600028 US Bare Metal Polish <i>(For use on bare aluminum surfaces only)</i></p> |  <p>93600083 INT 93600028 US Bare Metal Polish <i>(Not for use on chrome)</i></p> |  <p>93600079 INT 93600026 US Glaze™ Poly Sealant <i>(Not for engine)</i></p> |
|  <p>93600063 GLOBAL Bare Aluminum Wheel Protectant Individual Wipes</p> |  <p>93600063 GLOBAL Bare Aluminum Wheel Protectant Individual Wipes</p> |  <p>93600063 GLOBAL Bare Aluminum Wheel Protectant Individual Wipes</p> |

854 GARAGE

Surface Care – Clean

A. QUICK WASH

Fast and easy to use, Quick Wash is tough on dirt, oil and bugs, but gentle on other surfaces. This all-over bike cleaner is safe for use on all surfaces of your motorcycle and does not strip wax, corrode fasteners or spokes or stain leather and vinyl seats and saddlebags. Just spray it on and hose it off. Quick Wash gets into hard-to-reach spaces and cleans without scrubbing. Sheeting action rinses clean and prevents spotting. Available in easy-to-handle trigger pump bottles and convenient refill containers.

16 fl oz (473 ml) Spray Bottle.

93600011 U.S.

93600071 International.

32 fl oz (946 ml) Trigger Bottle.

93600012 U.S.

1 gallon (3.79 L) Refill Bottle.

93600013 U.S.



A. QUICK WASH

B. SUNWASH™ BIKE SOAP

This revolutionary cleaner lets riders wash their bikes where they want to – in the sun. Most bike wash products can be used only on cool days or in the shade. Sunwash Bike Soap has a unique sheeting action that prevents hard water spots, and rinses clean even on hot days in the sun. Safe for use on all vehicle surfaces including denim paint. Biodegradable.

8 fl oz (236 ml) Bottle.

93600023 U.S.

93600077 International.

C. SPRAY CLEANER & POLISH

Keep your bike clean, even when you are away from home. Aerosol waterless quick cleaner/detailer is the perfect choice when the motorcycle is too clean to wash but too dirty to ride. Safe for use on metal, painted, plastic and windshield surfaces, this cleaning spray dissolves road grime and bugs for quick and easy cleaning and detailing. The spray floats dirt off the motorcycle, reduces static attraction to dust and leaves the surface with a great shine and UV protection.

11 oz (311 g) Aerosol Can.

93600029 U.S.

93600084 International.

Also available:

SPRAY CLEANER & POLISH + MICROFIBER KIT

The perfect on-the-road cleaning companion. Kit contains:

- *Spray Cleaner & Polish* aerosol waterless quick cleaner/detailer floats dirt and dust off the surface for a quick and easy cleanup.
- *Microfiber Detailing Cloth* is soft and durable for detailing, cleaning or buffing. The washable cloth can be used wet or dry and is safe for use on all surfaces and finishes.

93600108 U.S.

93600109 International.



B. SUNWASH BIKE SOAP



C. SPRAY CLEANER & MICROFIBER KIT

D. BUG REMOVER

Remove bugs with little effort. Bugs have natural acids in their systems that can prove to be very damaging to motorcycle finishes if not removed. Bug Remover melts away bugs and is safe for use on metal, painted and plastic surfaces, including H-D® windshields. Biodegradable.

16 fl oz (473 ml) Spray Bottle.

93600022 U.S.

93600075 International.

Single-Use Wipe.

97400-10 One Single-Use Wipe.



D. BUG REMOVER



D. BUG REMOVER – INDIVIDUAL WIPES

Not all products are available in all countries – please consult your dealer for details.

E. WHEEL & TIRE CLEANER

The road provides plenty of nasty elements that can be potentially damaging to the finish of motorcycle wheels. Wheel & Tire Cleaner safely removes brake dust and road grime from wheels, tires and whitewalls in seconds. Also recommended for cleaning Harley-Davidson® black-coated exhaust pipes and mufflers. Biodegradable.

16 fl oz (473 ml) Spray Bottle.

93600024 U.S.

93600076 International.

F. DENIM PAINT CLEANER

Specially formulated for denim paint, this handy quick detailer cleans and protects the silky matte finish. Cleaner won't streak or leave residue. Just spray and gently wipe away oils, fingerprints and dust. Compatible with all surfaces on Harley-Davidson motorcycles, this formula cleans without buffing, so you can avoid "polishing" the denim surface. Heavily soiled surfaces should be washed with Sunwash™ Bike Soap and water before application.

16 fl oz (473 ml) Spray Bottle.

93600064 U.S.

93600078 International.

G. SEAT, SADDLEBAG & TRIM CLEANER

The perfect quick detailer for vinyl, leather and plastic surfaces, this one-step treatment cleans and refreshes without leaving a greasy residue. Just mist on and wipe away the accumulated dust and grime that dulls the finish. Ideal for use on inner fairings, dash panels, seats and saddlebags, this spray cleaner dries to a healthy satin shine and contains no waxes or other solvents that can dull the surface of vinyl and plastic.

93600010 8 fl oz (236 ml) Spray Bottle.

H. BOOT MARK REMOVER

Return the shine to your chrome exhaust. Formulated to break down rubber marks and road tar, Boot Mark Remover exhaust cleaner is applied directly to the soiled area. Just cover the target area with gel when the exhaust is cool and let it do its thing. Scrub and wipe away the residue, then rinse clean. Ideal for removing boot marks, asphalt resin, baked-on insects and melted plastic bags. Resealable applicator cap.

4 fl oz (118 ml) Bottle.

93600001 U.S.

93600069 International.

I. CHROME CLEAN & SHINE

Professional strength nonabrasive cleaner is formulated to ensure maximum shine on chrome-plated surfaces. The detergent-resistant formula is easy to apply and can be buffed to a bright, long-lasting finish. Can also be used to clean decorative brushed aluminum/stainless steel surfaces.

4 oz (113 g) Container.

93600031 U.S.

93600082 International.

J. WINDSHIELD WATER REPELLENT

Approved for use on Harley-Davidson motorcycle windshields. Enhance visibility during wet weather riding. Reduces the surface tension of water, allowing the water to bead and dissipate from the windshield by the airflow during riding. The convenient dispensing container includes 10 disposable wipes for easy application of the treatment. You can repeat application of the treatment as necessary. Not recommended for use on face shields. Not for use as an anti-fog product.

93600032 10 Wipes.

K. LCD SCREEN WIPES – INDIVIDUAL WIPES

Treated cloth safely cleans LCD touch screens. The soft disposable wipes quickly remove fingerprints and road grime from the screen to restore your clear view. The one-time use wipes are sealed in a convenient tear-open pouch so they stay clean and grit-free to avoid scratching the screen. Sold individually.

93600116 One Single-Use Wipe.



E. WHEEL & TIRE CLEANER



F. DENIM PAINT CLEANER



G. SEAT, SADDLEBAG & TRIM CLEANER



H. BOOT MARK REMOVER



I. CHROME CLEAN & SHINE



J. WINDSHIELD WATER REPELLENT



K. LCD SCREEN WIPES – INDIVIDUAL WIPES

856 GARAGE

Surface Care – Detail

A. GLOSS DETAILER

This easy-to-apply mist produces the highest possible gloss finish in the shortest amount of time. Formulated to enhance luster and provide UV protection between waxes, this nonabrasive quick detailer can be applied to paint, clear coat, chrome, powder coat, windshields, vinyl and plastic. Gloss Detailer contains no waxes, silicones, oils or hydrocarbon solvents and will not remove Glaze™ Poly Sealant. Biodegradable.

16 fl oz (473 ml) Spray Bottle.

93600062 U.S.

93600073 International.

1 Gallon Bottle.

93600085 Global.

Single-Use Wipe.

97401-10 One Single-Use Wipe.



A. GLOSS DETAILER



A. GLOSS DETAILER – INDIVIDUAL WIPES

B. SCRATCH & SWIRL REPAIR

Formulated to remove fine scratches and swirl marks from gloss paint, this unique compound contains nonrigid abrasives that provide good initial leveling action on clear coat and become less aggressive while being buffed. This staging of grit size provides the benefits of a several step process in one convenient bottle and leaves your clear coat with a "new bike" shine. Biodegradable.

8 fl oz (236 ml) Bottle.

93600025 U.S.

93600074 International.

C. ENGINE BRIGHTENER

Make your engine look new again. Engine Brightener refreshes and rejuvenates tired wrinkle black finishes on engine cases, cylinder fins, covers or anywhere else the color has faded or lost its luster. Formulated with high-temperature silicon polymer, this detergent-resistant finish restorer cleans deep into the wrinkle black surface and "moisturizes" the finish to return the original satin sheen. Just spray it on, let it soak in and wipe away for a fresh look.

11 oz (311 g) Aerosol Can.

93600002 U.S.

93600068 International.

D. BLACK INNER FAIRING REJUVENATOR

Great for sun-rich environments, this Inner Fairing Rejuvenator brings back the deep black color on faded Original Equipment satin-black inner fairing surfaces. Just wipe on and buff off. An occasional application restores the luxurious matt finish and provides added UV protection. Can also be used on rubber and other black plastic components.

93600115 8 fl oz (236 ml) Bottle.

E. GLAZE POLY SEALANT

Three products in one bottle. A durable, breathable, clear poly sealant with UV protection that protects against fading and the oxidizing effects of acid rain and harsh airborne pollutants. An ultrafine leveling agent that removes fine scratches and minor blemishes in clear coat finishes. And a cleaner tough enough to handle tar, tree sap, stains and pollutants. Glaze Poly Sealant is easy to apply and hand buff for a deep, reflective finish. For use on all chrome-plated and gloss painted surfaces. Not for use on brake discs or denim, semi-gloss or wrinkle-finish surfaces. Biodegradable.

8 fl oz (236 ml) Bottle.

93600026 U.S.

93600079 International.



B. SCRATCH & SWIRL REPAIR



C. ENGINE BRIGHTENER



D. BLACK INNER FAIRING REJUVENATOR



E. GLAZE POLY SEALANT

Not all products are available in all countries – please consult your dealer for details.



F. BLACK LEATHER REJUVENATOR



G. LEATHER PROTECTANT

F. BLACK LEATHER REJUVENATOR

Black Leather Rejuvenator puts new life back into faded black leather seats and saddlebags. To re-color and condition weathered leather, just clean the surface and apply the treatment with a Disposable Detailing Soft Cloth. Wipe off the excess, buff the leather surfaces to the desired shine, and your leather looks like new. For lasting weather protection, follow the application with H-D® Leather Protectant.

4 oz (113 g) Container.

93600033 U.S.

93600081 International.

G. LEATHER PROTECTANT

Leather Protectant offers the most effective weatherproofing and preservative action for leather saddlebags, tank panels, gear and apparel. Specially formulated for smooth, oil-tanned leather.

6 oz (170 g) Container.

93600034 U.S.

93600080 International.

H. BARE METAL POLISH

Professional strength micro-abrasive polish is formulated to remove oxidation and refurbish metal motorcycle parts that have lost their original finish. Recommended for use on polished aluminum or polished stainless steel surfaces that are not clear coated. Not for use on painted, chromed or plated surfaces or decorative brushed aluminum or stainless steel finishes.

4 oz (113 g) Container.

93600028 U.S.

93600083 International.

I. BARE ALUMINUM WHEEL PROTECTANT – INDIVIDUAL WIPES

Bare Aluminum Wheel Protectant provides superior corrosion control for bare aluminum surfaces by forming a protective polymeric coating. The long-lasting formula is detergent and UV-resistant and is compatible with Harley-Davidson® approved painted surfaces. Ideal for bare aluminum machined wheels. Should not be applied to mirror-polished surfaces or areas that will achieve operating temperatures greater than 300 degrees Fahrenheit.

93600063 One Single-Use Wipe.

J. WINDSHIELD CLEANER – INDIVIDUAL WIPES

Windshield Cleaner is approved for use on Harley-Davidson windshields and removes water spots and grime that can obstruct your view. Single-use disposable wipe reduces the chance of scratching the shield, and cleans better than the typical grit-laden gas station squeegee or paper towel.

93600067 One Single-Use Wipe.

K. TIRE LETTERING PEN

Enhance your tire sidewall lettering by applying White paint. Acrylic ester resin paint provides excellent water resistance with improved color and gloss retention. Pump action paint dispensing pen allows either outlining or filling the lettering. Tip can be shaped or trimmed to allow for customized paint flow.

98625 1/3 fl oz – White.



H. BARE METAL POLISH



I. BARE ALUMINUM WHEEL PROTECTANT – INDIVIDUAL WIPES



J. WINDSHIELD CLEANER – INDIVIDUAL WIPES



K. TIRE LETTERING PEN

858 GARAGE

Surface Care

A. HARLEY® WASH BUCKET

The perfect way to keep your bike clean and your garage organized. This handy 3.5 gallon cleaning bucket features a removable Grit Guard® insert that keeps sponges and wash mitts away from the dirt particles that settle to the bottom. The bucket is wrapped with a convenient clip-on apron that features clear vinyl pockets with mesh drains that are sized to fit Harley-Davidson® cleaning and detailing products (*sold separately*). The sturdy handle and snap tight lid make transportation and storage a breeze.

94811-10

B. FIREMAN STYLE HOSE NOZZLE

Wash your bike in style. The unique Fireman-Style hose nozzle features a large overhand lever for convenient operation. Just adjust the lever and the nozzle maintains the pressure flow – hands free. The spray head adjusts from a steady stream to a wide fan pattern and the soft rubber nose cone protects your bike's surfaces from accidental contact. The durable metal body won't rust or corrode and the soft-touch ergonomic grip is insulated for cold-water comfort. Standard-size garden hose fitting includes gasket.

93600016

C. WASH MITT

This premium quality, wool-blended wash mitt features extra dense pile for scrubbing power and durability. Machine washable, this mitt attains the perfect level of absorbency and has a Bar & Shield® logo sewn into the cuff. Including a thumb for added dexterity, this mitt is custom designed to be used with either hand and made specifically for washing Harley-Davidson motorcycles.

94760-99

D. WHEEL AND SPOKE BRUSH

The perfect partner for Wheel & Tire Cleaner, this brush features soft, durable fibers attached to a base coated with polypropylene to prevent scratching. With a Bar & Shield logo branded into the handle, the brush has a cone shape for efficient cleaning and durable design that won't melt on hot surfaces.

43078-99



A. HARLEY WASH BUCKET



B. FIREMAN STYLE HOSE NOZZLE



C. WASH MITT



D. WHEEL AND SPOKE BRUSH



E. CLEANING BRUSH KIT



E. CLEANING BRUSH KIT

Make every corner of your bike shine. This set of 3 wood-handled cleaning brushes helps you reach into the tightest places. The chamois brush gently scrubs in between engine fins or can be used after rinse to soak up hard-to-reach water. The reverse spiral brush is perfect for cleaning tire sidewalls or those hard-to-reach spaces elsewhere on your bike, and the soft mop brush will leave your chrome streak free. All brushes have vinyl-coated wires to prevent scratching.

94844-10

F. BUG EATER SPONGE

Tough on bugs but gentle on other surfaces. This easy-to-grip pad features a strong, flexible core laminated with double-sided cleaning surfaces. When paired with water and Bug Remover or Wheel & Tire Cleaner sprays, the textured orange surface helps break down and dissolve baked on bugs and road grime without scratching the surface below.

93600110



F. BUG EATER SPONGE



G. DISPOSABLE DETAILING SOFTCLOTHS – DISPENSER BOX

G. DISPOSABLE DETAILING SOFTCLOTHS – DISPENSER BOX

Now available in a pop-up dispenser box to keep cloths clean and handy. Rags often cause scratches in paint, but these Disposable Detailing Softcloths are made of special material specifically designed not to scratch paint while greatly reducing the amount of lint left behind during waxing and polishing. To avoid contamination, these disposable cloths come in a handy re-sealable pop-up dispenser box. Package contains 50 towels.

93600114 Dispenser Box with 50 Cloths.

H. MICROFIBER DETAILING CLOTH

Super soft and absorbent microfiber synthetic cloth is the multi-purpose choice for washing, cleaning or buffing. The cloth can be used wet or dry and is safe for use on all surfaces and finishes. This durable 16" square cloth is mildew-resistant and machine washable. Includes convenient storage container.

94663-02

I. SYNTHETIC DRYING CHAMOIS

Made of synthetic material that is safe for use on all surface finishes. Ensures extra absorbency without streaking. Stays soft and supple even when dry. Durable, mildew-resistant and machine washable. 12" x 21" chamois stores in a convenient container.

94791-01

J. DETAILING SWABS

Detail those hard-to-reach places. Plush cotton swabs are perfect for removing polish and wax residue from cracks and crevices, and the strong but flexible 8" shaft allows you to clean in hard to reach areas around your engine, pipes and more. Package contains 50 swabs.


93600107



H. MICROFIBER DETAILING CLOTH



I. SYNTHETIC DRYING CHAMOIS



J. DETAILING SWABS



860 GARAGE

Surface Care

A. HARLEY® BIKE WASH KIT

Bike Wash Kit includes the essentials required to clean your bike.

- *Sunwash™ Bike Soap* cleaner is formulated to promote sheeting action that prevents hard water spots, and rinses clean even on hot sunny days. Biodegradable.
- *Bug Remover* spray melts away bugs without damaging metal, plastic or painted surfaces. Biodegradable.
- *Wash Mitt* features premium quality wool-blended material with extra-dense pile for scrubbing power and durability. Machine washable.
- *Bug Eater Sponge* helps remove debris without scratching surface finishes.
- *Synthetic Drying Chamois* that is safe for use on all surface finishes. Synthetic material is extra absorbent and dries without streaking.
- *Microfiber Detailing Cloth* can be used for washing, cleaning or buffing. The cloth can be used wet or dry and is safe for use on all surface and finishes.

93600056



A. HARLEY BIKE WASH KIT

B. HARLEY DETAIL & PROTECT KIT

Detail & Protect Kit includes the essentials to make your bike shine.

- *Glaze™ Poly Sealant* protects against fading and the oxidizing effects of acid rain and harsh airborne pollutants. The durable, breathable, clear poly sealant with UV protection is safe for use on most painted and chrome-plated surfaces. (Not for use on matte, semi-gloss and wrinkle finish surfaces.) Biodegradable.
- *Gloss Detailer* spray delivers a high-gloss finish in the shortest amount of time. Use on paint, chrome, vinyl, plastic and windshields for added UV protection. Biodegradable.
- *Chrome Clean & Shine* non-abrasive cleaner is formulated to deliver maximum shine on chrome-plated surfaces.
- *Scratch & Swirl Repair* cream removes fine scratches and swirls from gloss paint in one step.
- *Disposable Detailing Soft Cloths* protect painted surfaces and minimize lint while waxing and polishing.
- *Microfiber Detailing Cloth* is soft and durable for detailing, cleaning or buffing. The washable cloth can be used wet or dry and is safe for use on all surfaces and finishes.
- *Detailing Swabs* feature plush tips and flexible 8" shafts for detailing hard-to-reach places.

93600057A



B. HARLEY DETAIL & PROTECT KIT

C. HARLEY TRAVEL CARE KIT

Everything you need to make your bike shine – except the water. Whether you are starting the ultimate biker's garage, or want to keep your ride clean on the road, the Harley Travel Care Kit is your answer. The kit includes five 2 oz refillable bottles of proven Harley-Davidson® cleaning products. The kit features Sunwash Bike Soap cleaner, spray-on Bug Remover, fast-acting Wheel & Tire Cleaner, Glaze Poly Sealant, Gloss Detailer and a soft Microfiber Detailing Cloth. The complete kit fits easily in the compact reusable zip-closure bag so you can take it along for the ride or store it neatly in your garage.

93600007 Five 2 oz Bottles.



C. HARLEY TRAVEL CARE KIT



D. HOG BLASTER MOTORCYCLE DRYER

D. HOG® BLASTER MOTORCYCLE DRYER

Dry your bike in minutes with the HOG Blaster. This powerful dryer blows a stream of warm, dry, filtered air at 18,000 feet/minute, allowing you to cut your drying time up to 75%. The HOG Blaster reduces streaks and water spots because water can't hide in hard to reach places. No more annoying drips and runs when you move your bike. With an ergonomically friendly design for comfortable handling, the HOG Blaster features a durable all-steel outer shell, a 1.3 hp motor and a grounded electrical cord. Kit includes blower unit, flexible hose and 2 diffuser attachments. Blower unit retains the Original Equipment vehicle warranty.

94651-09 120V, Grounded 3-prong Plug.
United States, Canada and Mexico.

94865-09 220V, 2-pin Plug.
Europe.

E. SADDLEBAG STORAGE STAND

Never set your saddlebags on the ground again. This convenient folding rack holds Touring hard saddlebags while you wash or work on your bike and utilizes the bag's quarter-turn quick-disconnect fasteners to securely lock them in place. The strong, lightweight rack features 4 adjustable feet to level the stand and keep the bags off the ground. You can wash, dry, detail and re-install the bags with minimal handling. Stand accommodates both standard and extended hard saddlebags.

94778-10

For use with Touring model standard and extended-length saddlebags.



D. HOG BLASTER MOTORCYCLE DRYER



E. SADDLEBAG STORAGE STAND

HARLEY-DAVIDSON® MOTORCYCLE COVERS

Welcome to the best-dressed list. Unlike a tarp and bungee cords, Harley-Davidson Motorcycle Covers fight the effects of the elements and protect your bike's paint and finishes from the rough world around us. Whether your bike spends its time in a heated garage or on the driveway, we've got you covered.

ANTENNA ACCESS

Touring and Trike covers feature hook-and-loop opening at the rear to accommodate antennas.

WATER-RESISTANT SEAMS

Heavy-duty Indoor/Outdoor covers feature taped overlapping seams for water resistance.

MOISTURE REDUCTION

Weather-shielded vents or breathable materials promote air circulation and minimize corrosion during short or long term storage.

HEAT-RESISTANT PANELS

Indoor/Outdoor and Premium Indoor Covers feature heat-resistant panels that protect the cover from warm exhaust.

REFLECTIVE TRIM

High-visibility reflective trim makes a parked and covered bike more obvious.

BELLY STRAPS

Quick-release adjustable straps cinch the cover under the frame to reduce ballooning in the wind.

INTEGRATED STORAGE POUCH

After use, just fold the cover into the convenient integrated storage pouch.



Not all products are available in all countries – please consult your dealer for details.



CORSET-STYLE BACKBONE

Medium & large covers feature a cinching system that customizes the cover for best fit. Just pull the cord and cover adjusts to the bike's contours.



ADJUSTABLE HEM

Drawstring hem allows custom-tailored fit around the bike and eliminates the one-size-fits-some elastic cord.



LOCK ACCESS

Sewn-in grommets near the front wheel simplify the use of a cable lock or security chain (cable/lock not included).



COVER ALARM POCKET

Hidden pocket accepts optional battery-powered alarm. If the cover is disturbed, the 130-dB alarm is triggered.

NEW



A. INDOOR/OUTDOOR MOTORCYCLE COVER – ORANGE/BLACK WITH HARLEY-DAVIDSON GRAPHICS

A. INDOOR/OUTDOOR MOTORCYCLE COVER*

Now available in a compact size to fit Harley-Davidson® Street® and Sportster® models, these covers guard your bike from Mother Nature. Perfect for a bike that is exposed to the elements, this heavy duty cover is manufactured from diamond-pattern 300 Denier fade-resistant polyester and features taped seams for water resistance. The weather-shielded vents in the top of the cover promote air circulation to reduce moisture build-up and minimize corrosion during short or long term storage. Internal heat-resistant panels protect the cover from warm exhaust and an integrated storage pouch permits convenient packing when not in use. The cover skirt features front and rear adjustable drawstrings to cinch the cover around the bike and a convenient belly strap to reduce ballooning in the wind. Cover features a convenient opening near the front wheel for a security chain or cable and internal pockets that accept the optional Cover Alarm (P/N 69000038). Available in your choice of two-tone orange and black or inconspicuous plain black finish, the cover features reflective piping for added visibility.

Small. Fits XG, XL and XR models.

93100040 H-D® Orange/Black.

93100041 Black.

Medium. Fits VRSC™, Dyna® and Softail® models.

93100022 H-D Orange/Black.

93100025 Black.

Large. Fits Touring and Freewheeler® models. Does not fit FLHTCUTG models.

93100023 H-D Orange/Black.

93100026 Black.

Extra Large. Fits Trike models.

93100024 H-D Orange/Black.

93100027 Black.

NEW



A. INDOOR/OUTDOOR MOTORCYCLE COVER – BLACK



A. INDOOR/OUTDOOR TRIKE COVER – ORANGE/BLACK



A. INDOOR/OUTDOOR TRIKE COVER – BLACK

*NOTE: H-D motorcycle covers are not designed to be used while trailering. Using an H-D motorcycle cover while trailering may cause the cover to tear, possibly causing damage to the cover and motorcycle.

Not all products are available in all countries – please consult your dealer for details.

864 GARAGE

Motorcycle Covers

A. PREMIUM INDOOR MOTORCYCLE COVER*

Now available in a compact size to fit Harley-Davidson® Street® and Sportster® models, these covers are shaped to pamper your bike. This luxuriously soft microfiber cover is ideal for short and long term indoor storage. The breathable microfiber material promotes air circulation to reduce moisture build-up and minimize corrosion. The cover's skirt features front and rear adjustable drawstrings to cinch the cover around the bike and a convenient belly strap to reduce ballooning in the wind. The cover features heat-resistant panels that protect the material from warm exhaust. Cover features a convenient opening near the front wheel for a security chain or cable and internal pockets that accept the optional Cover Alarm (P/N 69000038). The two-tone orange and black cover features reflective piping for added visibility and an integrated storage pouch for convenient packing when not in use.

Small. Fits XG, XL and XR models.

93100042 H-D® Orange/Black.

Medium. Fits VRSC™, Dyna® and Softail® models.

93100019 H-D Orange/Black.

Large. Fits Touring and Freewheeler® models. Does not fit FLHTCUTG models.

93100020 H-D Orange/Black.

Extra large. Fits Trike models.

93100021 H-D Orange/Black.

B. INDOOR MOTORCYCLE COVER*

Now available in a compact size to fit Harley-Davidson Street and Sportster models, this cover protects your bike from dust and scratches. Perfect for a bike that's parked indoors, this breathable polyester cover promotes air circulation to reduce moisture build-up and minimize corrosion during short or long term storage. The cover's skirt features front and rear adjustable drawstrings to cinch the cover around the bike and a convenient belly strap to reduce ballooning in the wind. The cover features a convenient opening near the front wheel for a security chain or cable and internal pockets that accept the optional Cover Alarm (P/N 69000038). The two-tone orange and black cover features reflective piping for added visibility and an integrated storage pouch for convenient packing when not in use.

Small. Fits XG, XL and XR models.

93100043 H-D Orange/Black.

Large. Fits VRSC, Dyna, Softail, Touring and Freewheeler models.

93100018 H-D Orange/Black.

NEW



A. PREMIUM INDOOR MOTORCYCLE COVER



A. PREMIUM INDOOR MOTORCYCLE COVER — TRIKE

NEW



B. INDOOR MOTORCYCLE COVER

*NOTE: H-D motorcycle covers are not designed to be used while trailering. Using an H-D motorcycle cover while trailering may cause the cover to tear, possibly causing damage to the cover and motorcycle.

Not all products are available in all countries – please consult your dealer for details.

GARAGE 865

Motorcycle Covers



C. OASIS DAY COVER

C. OASIS DAY COVER*

Keep your seat dry when you stop for the night. Lightweight and compact for travel, this easy-to-store cover rolls into the built-in bag. Made from soft micro-fiber, the black and orange water repellent fabric dries quickly for a quick get away. Hook-and-loop closures in the rear let you slip the cover over your antennas and the elastic bottom hem and footboard stirrups ensure a snug fit. The Harley-Davidson® script and Bar & Shield® logos prominently stand out on the fabric.

93100028 H-D® Orange/Black.
Fits Touring and Trike models equipped with Tour-Pak™ Luggage.

D. MOTORCYCLE COVER ALARM

Protect your covered motorcycle from tampering. Self-contained alarm fits into the pocket on select H-D Motorcycle Covers. The snap swivel clips to spokes, rotors or other fixed parts and the cord leads back to the alarm pin. If the cover is pulled off the bike, the pin is pulled, triggering the 130-dB alarm. Weatherproof alarm is powered by a replaceable 9V battery (*not included*).

69000038
Fits select H-D Motorcycle Covers with alarm pocket.

E. COTTON WINDSHIELD STORAGE BAG

This bag is constructed of breathable cotton material and is designed for a scratch-free storage area. The outside of the bag features an embroidered Bar & Shield logo to match the cotton cycle covers.

95982-98B
Fits all Harley-Davidson windshields.

F. FAIRING LOWER SOFT STORAGE BAG

Protect your fairing lowers when they are removed for hot weather riding. This convenient storage bag features a heavy-weight 10 oz cotton exterior and sturdy carrying handle. Dual zippers open to expose a soft felt interior with a sturdy divider for left and right lowers and two zippered pouches for loose hardware storage. A classic embroidered Bar & Shield logo adorns the bag's exterior.

95983-07
Fits all styles of Harley-Davidson Fairing Lower (except Twin-Cooled™ models).



D. MOTORCYCLE COVER ALARM



D. MOTORCYCLE COVER ALARM



E. COTTON WINDSHIELD STORAGE BAG



F. FAIRING LOWER SOFT STORAGE BAG

*NOTE: H-D motorcycle covers are not designed to be used while trailering. Using an H-D motorcycle cover while trailering may cause the cover to tear, possibly causing damage to the cover and motorcycle.

Not all products are available in all countries – please consult your dealer for details.

866 GARAGE

Motorcycle Covers

A. SERVICE COVERS

Protect the finish on your tank and fenders while performing routine service on your motorcycle. These custom shaped covers feature an easy-to-clean black vinyl outer surface and a soft non-abrasive fleece inner liner. Fuel tank covers feature built-in magnets to prevent the cover from sliding, convenient mesh pockets to keep small parts from rolling away and a clear paperwork window for notes and instruction sheets. Fender covers feature soft elastic bands to keep the covers firmly in place. To complete the look, the cover features a nostalgic Harley-Davidson® logo that will look great in any garage.

94640-08 Large Fuel Tank.
Fits Dyna®, Softail®, Touring and Trike models.

94642-08 Sportster® 3.5 Gallon Fuel Tank.
Fits XL models with 2.2 or 3.3 gallon fuel tank.

94645-08 Sportster 4.5 Gallon Fuel Tank.
Fits XL models with 4.5 gallon fuel tank. Also fits XG models.

94641-08 Large Front Fender.
Fits FLD, FL Softail (except FLS and FLSS), Touring and Trike models.

94643-08 Small Front Fender.
Fits XG, XL, XR, Dyna and FX Softail models.



A. SERVICE COVER –
(LARGE FUEL TANK SHOWN)



A. SERVICE COVER –
(SPORTSTER FUEL TANK SHOWN)

B. RAIN COVERS*

Featuring a handy storage sack, this black nylon, water-resistant, Cordura® cover packs easily and shelters your seat from the storm.

51638-97 Solo Seat.
Fits H-D® solo seats (except XR and FLSTS).

51639-97 Two-Up Seat.
Fits VRSC, XG, XL, Dyna and Softail models with Two-Up seats. Does not fit Touring and Trike models. Does not fit with Rider Backrests.

52952-97 Seat with Rider Backrest.
Fits H-D Touring and Trike seats. Fits with accessory rider backrest. Includes rain cover for Tour-Pak™ mounted passenger backrest.



A. SERVICE COVER –
(LARGE FRONT FENDER SHOWN)



B. RAIN COVER – SOLO SEAT



B. RAIN COVER – TWO-UP SEAT

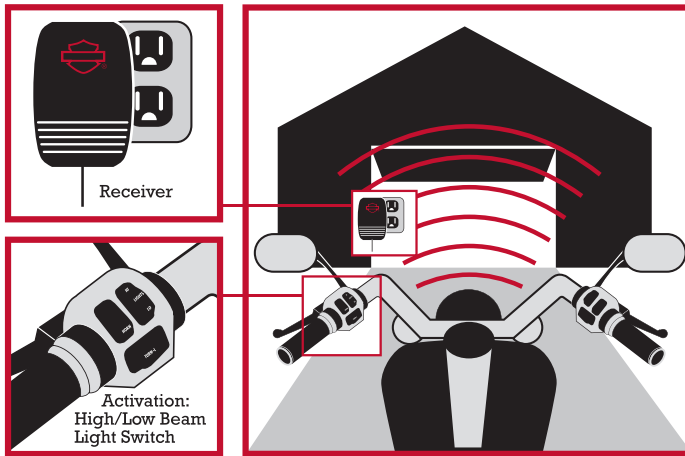


B. RAIN COVER – SEAT WITH RIDER BACKREST



***WARNING:** Do not use while riding; could result in death or serious injury.

Not all products are available in all countries –
please consult your dealer for details.



C. REMOTE CONTROL GARAGE DOOR OPENER KIT

C. REMOTE CONTROL GARAGE DOOR OPENER KIT

Operate your automatic garage door opener without leaving your motorcycle seat or fumbling in your pocket for the remote control. Compatible with most brands of automatic openers, this kit allows you to operate your door by cycling the bike's high-beam switch. The hidden transmitter splices into your bike's wiring harness and is powered by your vehicle battery, so there are no transmitter batteries to replace. When your key is switched off the transmitter is disabled, providing added garage security if you park your bike outside. The signal is sent to the in-garage receiver that plugs into a standard 110-volt outlet and is wired to the automatic opener. The receiver's rolling code technology provides additional security. Kit includes one transmitter and one receiver. Individual components are available to equip additional motorcycles and garages.

91558-01B Complete Kit.

Fits '02-later VRSC™, '15-later XG, '94-later XL, '08-'13 XR, '96-later Dyna® and Softail®, and '94-later Touring and Trike models. '14-'16 XL, '12-later Dyna and '11-later Softail models require separate purchase of Electrical Connection Kit P/N 72673-11. '14-'16 Touring and Trike models require separate purchase of Electrical Connection Kit P/N 69200722. '17-later Touring and Trike models require separate purchase of Electrical Connection Kit P/N 69201599. '15-later XG models require separate purchase of P/N 72136-94GY, 72156-94 and 4x 72195-94.

1. Remote Control Garage Door Opener Transmitter

This kit allows owners of the Remote Garage Door Opener P/N 91558-01B to equip each of their Harley-Davidson® motorcycles with a remote transmitter.

91561-01B

For use with Remote Control Garage Door Opener Kit P/N 91558-01B. '15-later XG models require separate purchase of P/N 72136-94GY, 72156-94 and 4x 72195-94. '14-later XL, '12-later Dyna and '11-later Softail models require separate purchase of Electrical Connection Kit P/N 72673-11. '14-'16 Touring and Trike models require separate purchase of Electrical Connection Kit P/N 69200722. '17-later Touring and Trike models require separate purchase of Electrical Connection Kit P/N 69201599.

2. Remote Control Garage Door Opener Receiver

This additional receiver permits the owner of the Remote Garage Door Opener P/N 91558-01B to operate more than one garage door opener from a single transmitter.

91562-01

For use with Remote Control Garage Door Opener Kit P/N 91558-01B.

D. HELMET HANGER

Proudly display your collection of helmets. Harley-Davidson Helmet Hangers keep your expensive helmet safe and out of the way. Designed to accommodate all types of helmets, these Helmet Hangers allow air to circulate inside to keep the liner fresh and dry. The rigid steel hooks feature a durable e-coated surface and soft rubber edges to protect the finish of the helmet. The wall-mount J-Hook design can be secured to a trailer wall, garage wall or most any flat surface. The universal S-Hook design hangs on doors, cubical walls and closet rods.

93100034 J-Hook.

93100035 S-Hook.



D. HELMET HANGER – J-HOOK



D. HELMET HANGER – S-HOOK

VERSATILE STORAGE

The Detach Depot Garage Storage System provides versatile, secure, off-the-floor storage for removable accessories — saving valuable shelf and floor space. The convenient Detach Depot Wall Rack and Saddlebag Mounts put H-D® Detachables™ within easy reach and protect your components from storage wear and tear.

DETACH DEPOT EXAMPLE CONFIGURATIONS



WALL RACK

The Detach Depot Wall Rack can be adjusted to accommodate a wide variety of detachable accessories. Just mount the rack to the wall studs, move the soft-touch rods into position and mount your accessories. The versatile storage rack has the flexibility to grow with you as you change bikes or add more accessories.



SPORTSTER®
H-D DETACHABLES



DYNA®
H-D DETACHABLES



SOFTAIL
H-D DETACHABLES



SOFTAIL® DELUXE
H-D DETACHABLES



ROAD KING® CLASSIC
H-D DETACHABLES



TOURING
H-D DETACHABLES



A. DETACH DEPOT WALL RACK

A. DETACH DEPOT WALL RACK

Declutter your garage! Detachable windshields, backrests, luggage racks and Tour-Pak™ Luggage increase the versatility of your bike and allow you to equip your motorcycle for today's ride. Add the accessories to the bike when you need them, and pop them off when you don't. But what do you do with the H-D Detachables when they are not on the bike? The Detach Depot Wall Rack offers an off-the-floor, secure storage place for your detachable accessories. You no longer need to find acres of shelf space or worry about tripping over your detachable components. This heavy-duty Detach Depot Wall Rack can be mounted to any wall, and the 16" on-center design lets you mount it securely to the studs. The rack features 5 coated rods that can be positioned in a wide variety of adjustable mounting slots. Just install the rods in the appropriate location, tighten them down and click your detachable accessories in place. Adjustable rods can accommodate almost any combination of accessories. Kit includes black-finished side panels, 5 coated rods, decorative end caps and all necessary mounting hardware.

93100005

For use with Harley-Davidson® Detachables products including Tour-Pak Mounting Racks, Sissy Bars, Luggage Racks, Rider Backrests and H-D Detachables-style Windshields. Quick-Release style Windshields and Rider Backrests require separate purchase of auxiliary mount kits.



B. DETACH DEPOT QUICK-RELEASE WINDSHIELD MOUNTS

B. DETACH DEPOT QUICK-RELEASE WINDSHIELD MOUNTS

Required for installation of Quick-Release Windshields on Detach Depot Wall Rack. Stepped conical mounts slip onto the Detach Depot Wall Rack's adjustable rods and allow the clamp-style quick-release windshield mounts to firmly lock in place. Kit includes 2 stepped mounts.

93100015

For use with Harley-Davidson Quick-Release Windshields (except XG) and Detach Depot Wall Rack P/N 93100005.



C. DETACH DEPOT RIDER BACKREST MOUNT

C. DETACH DEPOT RIDER BACKREST MOUNT

Store your Touring Rider Backrest safely in your garage when it's not on your bike. This compact bracket mounts to the Detach Depot Wall Rack side plate and allows you to hang the rider backrest pad in a convenient location. Kit includes mounting bracket and required hardware.

93100016

For use with Harley-Davidson Rider Backrest and Adjustable Rider Backrest Kits and Detach Depot Wall Rack P/N 93100005.



D. JIFFY STAND COASTER

D. JIFFY STAND COASTER

Designed for use beneath the jiffy stand, this polypropylene coaster prevents the stand from sinking into soft surfaces such as dirt, asphalt and grass.

94647-98

Fits motorcycles equipped with a sidestand.



E. E-TRACK TIE-DOWN RING

E. E-TRACK TIE-DOWN RING

This steel Tie-Down Ring is used to strap motorcycles to a trailer equipped with the E-Track docking system. The Tie-Down ring is quickly secured and easily repositioned by pressing the release lever. The 3/8" thick ring has a 2" inner diameter and has 5,000 lb. load capacity. Zinc plated for corrosion protection. Sold individually.

92900045

870 GARAGE

Motorcycle Cradles & Tie-Downs

A. CRUISER CRADLE WHEEL CHOCK

This sturdy aluminum wheel chock will hold your bike securely on the ground, on a trailer or in the back of a pickup truck. Sized to fit most motorcycles, this wheel chock will keep your bike upright while you are storing, transporting or working on your bike. Designed for roll-on roll-off use, the rocking cradle allows one person to easily park their bike in the stand. Just roll the bike into place and dismount. The Cruiser Cradle holds the bike in place without straps. Upright storage saves garage space and permits easy access to both sides of the vehicle.

Cruiser Cradle's utility is not limited to the garage. The light-weight, folding wheel chock is easy to transport. Use it on the driveway when you are washing your bike or, when equipped with the optional Trailer Adapter, the versatile wheel chock can be easily moved to a trailer or the back of a pickup truck. The one-person operation simplifies securing the bike for transport. Load the bike into the Cruiser Cradle, dismount and the bike remains upright. Just two tie-down straps are required to hold the bike in place. And because you don't need to over-tighten the straps, you won't damage sensitive suspension parts and handlebar bushings.

92900001

For use with models with vehicle weight up to 3000 lb (1360 kg) and front or rear wheel size of 14" to 22" (355-560mm) rim diameter and 3.15" to 8.66" (80mm-220mm) nominal wheel width.



A. CRUISER CRADLE WHEEL CHOCK

B. CRUISER CRADLE TRAILER ADAPTER KIT

Cruiser Cradle Trailer Adapter Kit is engineered to simplify installation of Cruiser Cradle Wheel Chock on many trailers – from enclosed trailers to flat-bed style open versions. Simply mount the low profile kit to the floor of your trailer and the Cruiser Cradle can be attached in seconds, without tools.

92900002

For use with Cruiser Cradle Wheel Chock P/N 92900001 on trailer applications.



A. CRUISER CRADLE WHEEL CHOCK



B. CRUISER CRADLE TRAILER ADAPTER KIT

C. CRUISER CRADLE WHEEL CHOCK – TRAILER ONLY VERSION

Sized to fit most motorcycles, this wheel chock will keep your bike upright while you are transporting or working on your bike. Designed for roll-on roll-off use, the rocking cradle allows one person to easily park their bike in the stand. Just roll the bike into place and dismount. Just two tie-down straps are required to hold the bike in place. And because you don't need to over-tighten the straps, you won't damage sensitive suspension parts and handlebar bushings. The Trailer-Only chock can be removed from the trailer in seconds with four wing nuts or the optional E-Track Adapter and can be folded down when not in use. Includes all brackets and hardware to mount a trailer or lift table.

92900042

For use with models with vehicle weight up to 3000 lbs (1360 kg) and front or rear wheel size of 14" to 22" (355-560mm) rim diameter and 3.15" to 8.66" (80mm-220mm) nominal wheel width.



C. CRUISER CRADLE WHEEL CHOCK – TRAILER ONLY VERSION



D. CRUISER CRADLE UNIVERSAL E-TRACK ADAPTER KIT (SHOWN WITH WHEEL CHOCK)

E. MOTORCYCLE SERVICE LIFT

This low profile hydraulic lift fits under any Harley-Davidson® motorcycle. The 1,100 capacity lift can raise a 2-wheel Harley® model 16.9" from the floor. The lift features 2 fixed and 2 swivel heavy duty wheels and a removable T-handle for easy maneuverability. The durable high-visibility Harley orange powder coat finish is easy to clean. Kit includes lift and 2 tie-down straps. This product is not available for sale in the following markets – Europe, Middle East and Africa.

92900004

Fits Harley-Davidson V-Twin models (except Trike and models equipped with a Sidecar). Softail® models require Frame Protector Kit P/N 94675-99, Twin Cam-equipped Dyna® models require Adapter Kit P/N 98965-99, both sold separately.

Also available:

FRAME PROTECTORS *(not shown)*

Use these Frame Protectors to protect the underside of your motorcycle when using any lift. A must for Softail models to provide the clearance necessary to keep lift pressure on the frame and not the shock absorbers. Universal and customizable to fit any V-Twin Harley-Davidson motorcycle. Sold in pairs.

94675-99 Fits all 1.25" frame tubes.

Also available:

MOTORCYCLE SERVICE LIFT ADAPTOR KIT FOR DYNA TWIN CAM MODELS *(not shown)*

Provides the necessary clearance of the oil tank that allows the Motorcycle Service Lift P/N 92900004 to be used on '99-later Dyna models equipped with a Twin Cam engine.

98965-99



E. MOTORCYCLE SERVICE LIFT



E. MOTORCYCLE SERVICE LIFT

872 GARAGE

Motorcycle Tie-Downs

A. HARLEY-DAVIDSON® 1.5" GRADUAL RELEASE RATCHET TIE-DOWN STRAPS

RATCHET TIE-DOWN STRAPS

600 lbs Working Load – 1.5" x 66"

These heavy duty ratchet straps provide maximum tensioning power and a higher working load capacity with the added benefit of being able to release the tension one click at a time. The ratchet is built with a comfortable molded grip handle and a dual-direction reversing drive that permits the spindle to rotate backwards releasing tension until it reaches 60 lbs. This option helps eliminate the "snap back" release common with most standard ratchet designs under heavy load and also permits the even tensioning of straps without having to release all of the webbing and start over. The strap also features heavy duty 6,000 lbs abrasion resistant Nylon webbing, a built in Soft Hook with vinyl coated full size "S" hook on the fixed end and an large closed end carabiner hook on the adjustable end to keep it hooked securely during the tie-down process. Sold in pairs.

94706-10

Ratchet Straps with Integrated Soft Hook.



A. 1.5" GRADUAL RELEASE RATCHET TIE-DOWN STRAPS

B. HARLEY-DAVIDSON 1.25" RATCHET TIE-DOWN STRAPS

400 lbs Working Load – 1.25" x 78"

These 1.25" Harley-Davidson Tie-Downs have a 1,200 lb capacity and feature Harley-Davidson scripted webbing with a loop handle for easy pulling. Vinyl-coated hooks feature spring loaded one-way wire loop gates that hold the hook in position, simplifying initial tie-down setup. Harley-Davidson Ratchet Tie-Down Straps feature lever-action ratchets for use when greater tensioning power is needed. Straps are also available with integrated soft hooks that are designed to keep the coated hard hooks away from delicate surfaces. Sold in pairs.

1. 94699-10 Ratchet Straps.

2. 94704-10

Ratchet Straps with Integrated Soft Hook.



B. HARLEY-DAVIDSON 1.25" RATCHET TIE-DOWN STRAPS

C. HARLEY-DAVIDSON HOG TIES™ 1.5" CAM BUCKLE TIE-DOWN STRAPS

600 lbs Working Load – 1.5" x 66"

Made and designed specifically for Harley-Davidson motorcycles, these are among the sturdiest cam buckle tie-downs on the market. Each tie-down is a full 1.5" wide, 6,000 lbs abrasion resistant Nylon webbing with vinyl coated steel "S" hooks and a sturdy buckle that features the Harley-Davidson Bar & Shield® logo and an added pressure plate to provide superior grip on the webbing. The assembly is pre-threaded through the cam and ready to use out of the package. It also has a sewn hand loop on the adjustable end to prevent the webbing from pulling loose from the cam. Sold in pairs.

94649-98


Shown with:

HOG TIES 1.5" CAM BUCKLE TIE-DOWN STRAPS WITH INTEGRATED SOFT HOOKS

600 lbs Working Load – 1.5" x 66"

This version of the popular Hog Ties tie-down has all the features of the standard Hog Ties tie-down straps plus an added Soft Hook built into the assembly allowing your choice of either the soft or steel hook against the motorcycle. It is especially useful for avoiding pinching of brake lines, wiring or other parts that can be damaged by steel hooks. Sold in pairs.

94672-99



C. HOG TIES TIE DOWN STRAPS



D. HARLEY-DAVIDSON FLEECE SOFT HOOKS



D. HARLEY-DAVIDSON® FLEECE SOFT HOOKS

400 lbs Working Load – 1.25" x 18"

These 18" Soft Hooks are designed to keep ratchets, hooks and buckles away from delicate surfaces. The soft synthetic sheepskin cover cushions the surface and protects handlebars, triple trees and other tie-down points from scratches and abrasion. Each soft hook has a capacity of 2,400 lb. Sold in pairs.

93100017

E. HARLEY-DAVIDSON SOFT HOOKS

400 lbs Working Load – 1.25" x 18"

These Harley-Davidson 18" Soft Hooks keep ratchets and buckles away from delicate surfaces. Each soft hook has a capacity of 2,400 lb. Sold in pairs.

94705-10

F. HOG TIES™ SOFT HOOKS

600 lbs Working Load – 1.5" x 18"

Wider and stronger, Hog Ties Soft Hooks are designed to be used in conjunction with standard Hog Ties Straps to keep hooks from direct contact with handlebars, fairings, brake lines, wiring and painted surfaces. Secure tie-down hook to opposite end. Made with 6,000 lbs Nylon webbing. Sold in pairs.

94650-98



E. HARLEY-DAVIDSON 18" SOFT HOOKS



F. HOG TIES SOFT HOOKS

G. ANCRA® RAT-PACK RATCHET STYLE TIE-DOWN STRAPS

400 lbs Working Load – 1.0" x 66"

The original ratchet tie-down for motorcycles locks secure and provides the added tension needed to secure bikes and ATVs for longer hauls. Straps feature a wider grip ratchet handle, 4,500 lbs abrasion resistant nylon webbing, full size vinyl coated "S" hooks on fixed ends and non-coated steel "S" hooks on the adjustable ends. Sold in pairs.

98187-90T

H. ANCRA SOFT HOOK EXTENSIONS

400 lbs Working Load – 1.0" x 12" or 1.0" x 18"

Made with 4,500 lbs Nylon webbing, Ancra soft hook extensions provide an effective way to keep hooks from direct contact with handlebars, fairings, brakeline, wiring and painted surfaces. Secure to bike then secure tie-down hook to opposite end. Sold in pairs.

98192-85T 12 inches.

98193-85T 18 inches.



G. ANCRA RAT-PACK RATCHET STYLE TIE-DOWN STRAPS



H. ANCRA SOFT HOOK EXTENSIONS

874 GARAGE

Motorcycle Locks

A. DISC BRAKE LOCK AND REMINDER CORD^{1*}

Designed to prevent roll-away theft, this lock provides security protection and resists cutting and chisel attacks. Hardened drop-forged steel lock features a dual-reinforced high-security disc-style cylinder and blade-style key. The sleek and compact design is available in mirror chrome or in a bright orange finish for maximum visibility. Kit includes 2 blade-style keys and a high-visibility reminder cord that loops from the lock to the handlebar as a visual indication that your lock is still engaged. Key registration and replacement service is available.

Fits front brake rotor on '83-later models, except those with 19-inch laced front wheels. On VRSC™ models, fits on rear brake rotor, does not fit front brake rotor on models equipped with solid disc wheels.

94873-10 Orange.
46086-98A Chrome.

Also available:

LOCK REMINDER CORD¹

Remember to remove your Disc or Fork Lock before beginning your ride with this high-visibility Reminder Cord. Flexible, coiled, bright orange cord loops from external lock to handlebar, acting as a visual indication that your lock is still engaged.

46318-04

B. SHACKLE LOCK KIT^{1*}


Secure your brake disc or sprocket. This lock features a fully removable 14mm shackle with a large inside diameter to simplify the capture of chain links and cable loops. The high-security double deadbolt design and anti-float disc lock cylinder is tough to defeat and the soft nylon coating on the shackle and lock protects your bike's finish. The blade-style key slot is hidden behind a sliding dust cover for weather protection and the kit includes a lighted key for nighttime locking. The bright orange color of the lock and the handy reminder cord provides visibility to the user and added theft deterrence. When not in use, the lock and cord can be stored in the compact ballistic nylon pouch with belt clip. Kit includes lock, two standard keys, one lighted key, coiled reminder cord and storage pouch.

- Includes Key Safe program that allows you to order keys if you lose them.
- Thatcham Category 3 Approved.

94868-10



A. DISC BRAKE LOCK AND REMINDER CORD – ORANGE



"KEY SAFE"
AVAILABLE

A. DISC BRAKE LOCK AND REMINDER CORD – ORANGE



"KEY SAFE"
AVAILABLE

A. DISC BRAKE LOCK AND REMINDER CORD – CHROME



"KEY SAFE"
INCLUDED

B. SHACKLE LOCK KIT



¹ **WARNING:** Remove lock before operating motorcycle. Failure to remove lock could result in death or serious injury.

*"KEY SAFE" registration and replacement service is provided by the lock manufacturer. Information is included in the product packaging.

Not all products are available in all countries – please consult your dealer for details.



"KEY SAFE"
INCLUDED

C. NOOSE CHAIN AND SHACKLE LOCK KIT

C. NOOSE CHAIN AND SHACKLE LOCK KIT^{1,2*}

Maximum protection for your motorcycle. This high-security Noose Chain and Lock features a 12mm triple heat treated boron manganese 6-sided link steel chain with cinch ring for securing your bike to stationary objects. Put the chain around a post, slip the chain through the ring, and cinch it tight. Then loop the nylon-web covered chain through the frame or wheels of the bike and lock it up tight. The lock features a fully removable 14mm shackle, a double deadbolt design for added security, a high-security lock cylinder with anti-float discs and nylon molded dust cover, and a lighted key for nighttime locking. The orange color gives the lock greater visibility for added theft deterrence. Security chain length: 4.25'.

- Includes Key Safe program that allows you to order keys if you lose them.
- Thatcham Category 3 Approved.

94869-10

D. H-D 20MM SUPER HARD WIRE CABLE LOCK^{1,2*}

This tempered steel cable lock features a smooth vinyl cover and a soft molded lock head to protect the frame and wheel from scratches. The braided and twisted cable offers improved cut resistance, and the integrated lock features a snap-shut cylinder with quarter-turn key movement. Orange highlights improve visibility for added theft deterrence. Kit includes 2 blade-style keys. "Key Safe" registration and replacement service is available. Cable length: 6.0'.

46089-98A

E. H-D® 12MM ACCESSORY CABLE LOCK^{1,2*}

This 12mm multi-purpose cable lock is ideal for securing helmets, leathers and other items. The braided steel cable features a protective vinyl cover and a soft molded lock cover to prevent scratches. The integrated lock features a snap-shut keyway for weather protection, and the flexible cable can be coiled tightly for convenient storage. Orange highlights improve visibility for added theft deterrence. Kit includes 2 blade-style keys. "Key Safe" registration and replacement service is available. Cable length: 6.0'.

46090-98A

F. DOUBLE LOOPED SECURITY CABLE^{1,2}

This handy 7' x 10mm Double Looped Cable is very versatile. The vinyl-covered braided cable is flexible, and can be used to lock equipment to your bike. Loop it through the sleeve of your jacket and the strap of your helmet, lock it to the bike, and feel free to walk away unencumbered. The bright orange swage covers provide greater visibility for added theft deterrence, and the hook-and-loop strap lets you tie the coiled cable for convenient storage. Cable length: 7.0'.

94871-10



"KEY SAFE"
AVAILABLE

D. H-D 20MM SUPER HARD WIRE CABLE LOCK



"KEY SAFE"
AVAILABLE

E. H-D 12MM ACCESSORY CABLE LOCK



F. DOUBLE LOOPED SECURITY CABLE



¹WARNING: Remove lock before operating motorcycle. Failure to remove lock could result in death or serious injury.



²WARNING: Chain or cable is to be used as a theft deterrent only. Use for towing, lifting, or any other purpose could result in death or serious injury.

**"KEY SAFE" registration and replacement service is provided by the lock manufacturer. Information is included in the product packaging.

Not all products are available in all countries – please consult your dealer for details.

876 GARAGE

Motorcycle Locks

A. UNIVERSAL MOUNT HELMET LOCK¹

To limit grab-and-run theft, just unlock the hinged clasp, hang your helmet by its strap, and relock with the included key. Your helmet is held securely in place. In addition, hanging your helmet reduces the risk of impact damage if the helmet slipped off the seat or the handlebar. Designed to be installed to .875" to 1.25" diameter tubing engine guards, saddlebag guards and frame tubes, the Helmet Lock is secured to the bike with tamper-proof hardware that cannot be easily removed. Note: Do not use lock when vehicle is in motion. Helmet Lock should only be used when motorcycle is parked and locked. Duplicate keys are not available.

45732-86

Fits all models. All VRSC™, '15-later XG and '04-later XL and XR models require installation of engine guard.



A. UNIVERSAL MOUNT HELMET LOCK

B. HARLEY-DAVIDSON® HELMET LOCK¹

This carabineer-style universal helmet lock protects your helmet, jacket or bag from casual grab-and-go theft. The lock is small enough to fit into your pocket, but big enough to fit around most any handlebar or engine guard (1.5"/38mm max). No keys are required. Simply set your own 4-digit code, slip the carabineer through your helmet D-ring, and close the outward-opening lock. The aluminum and zinc alloy carabineer is covered with a tough rubber coating to protect the surrounding finishes.

52200003

C. HARLEY-DAVIDSON HELMET/JACKET SECURITY CABLE²

This handy cable is a great complement to the Harley-Davidson Helmet Lock. Slide one end through your jacket sleeve or luggage, hook the loops at the end of the cable onto the Helmet Lock and attach it to your bike. And, if your helmet does not have D-rings, you can pass the cable through your helmet's chin piece, loop the ends through your Helmet Lock and lock it to your bike. Now your jacket, luggage and helmet are locked to your bike. When you're finished, it will recoil back to its original length and will slip easily into your pocket. The cable is made from 3mm thick nickel plated steel cable, is only 4.5 inches (11cm) long when coiled, stretches up to 6ft (180 cm) and has a load capacity of 200 lbs (100 kg).

52200004



B. HARLEY-DAVIDSON HELMET LOCK



C. HARLEY-DAVIDSON HELMET/JACKET SECURITY CABLE




¹WARNING: Remove lock before operating motorcycle. Failure to remove lock could result in death or serious injury.



²WARNING: Chain or cable is to be used as a theft deterrent only. Use for towing, lifting, or any other purpose could result in death or serious injury.



D. LOCKING QUICK-RELEASE WINDSHIELD CLAMP



D. LOCKING QUICK-RELEASE WINDSHIELD CLAMP

Protect your investment. This Locking Quick-Release Windshield Clamp secures your windshield from grab-and-run theft, giving you peace of mind when you have to leave your bike unattended. The chrome-plated Locking Clamp replaces one of the Original Equipment windshield clamps, and features a push-button lock with a mini barrel-style key for easy removal. Kit includes one locking clamp and two matching keys.

57400006 39mm.
Fits '88-later XL (except '16-later XL1200CX and XL1200X) and '91-'05 Dyna® models (except FXDWG) equipped with Quick-Release style windshields.

57400007 41mm.
Fits '93-'05 FXDWG and '88-'15 FXS, FXST, FXSTB and FXSTC models equipped with Quick-Release style windshields.

57400008 49mm.
Fits '02-'10 VRSCA and VRSCAW, '04-'05 VRSCB, '07 VRSCX, '16-later XL1200X and '06-later Dyna models (except FLD) equipped with Quick-Release style windshields.

E. LOCKING H-D® DETACHABLES™ LATCH KIT

This unique lock replaces the cam-lock on your Harley-Davidson® Detachables accessories, providing additional security and peace-of-mind when parking your vehicle. Kit includes two extended-reach barrel-style keys for easy access to the lock. Key registration and replacement service is available. Sold in pairs.

Fits all models equipped with detachable Sideplates, Racks and Tour-Pak™ Luggage Carriers (except '09-later Touring models equipped with detachable Solo Tour-Pak Rack).

90300086 Black.

90300087 Chrome.

F. BAR & SHIELD® LOGO PADLOCK¹

Classic round-body lock is perfect for use as a fork lock, or to secure protective cables or chains. This high-security lock features a tough case-hardened boron alloy shackle and easy-to-operate quarter-turn five-pin tumbler cylinder, housed in a beautiful chrome-plated lock body with textured surfaces and embossed Bar & Shield logo. Kit includes 2 keys.

45737-72A

G. UNIVERSAL SADDLEBAG LOCK KIT

Keep the contents of your existing soft-sided saddlebags safe from the grab-and-go thief. This unique kit features two extra-small barrel locks that can replace existing saddlebag snaps to perform double duty as locks or as snaps when you don't need to lock your bags. Can be keyed to match your barrel-style ignition key. Sold in pairs.

Fits most soft-sided leather and vinyl saddlebags. Does not fit FLHRC and FLHRS.

90300003 Keyed To Match.

90300017 Random Key Code.



"KEY SAFE"
AVAILABLE

E. LOCKING H-D DETACHABLES LATCH KIT – BLACK



"KEY SAFE"
AVAILABLE

E. LOCKING H-D DETACHABLES LATCH KIT – CHROME



F. BAR & SHIELD LOGO PADLOCK



G. UNIVERSAL SADDLEBAG LOCK KIT



¹WARNING: Remove lock before operating motorcycle. Failure to remove lock could result in death or serious injury.

Not all products are available in all countries – please consult your dealer for details.

878 GARAGE

Security & Keys

A. INTEGRATED SECURITY & LOCKING FLIP FOB

This hands-free fob automatically arms and disarms its electronic security functions as you approach and walk away from the bike. Keyed to match all your bike's locks, the combination fob with fold-away retractable barrel key lets you save room on your key ring and let one device do all the work.

90300118


Fits '17-later Dyna®, Softail®, Touring and Trike models equipped with H-D® Smart Security System. Fits models equipped with H-D Smart Security 41000087C or 41000021D. Does not fit Japan models. Key code required when ordering. Dealer installation required.



A. INTEGRATED SECURITY & LOCKING FLIP FOB



A. INTEGRATED SECURITY & LOCKING FLIP FOB – OPEN



A. INTEGRATED SECURITY & LOCKING FLIP FOB – CLOSED



**B. KEYED-TO-MATCH
INDIVIDUAL REPLACEMENT LOCK**



C. KEYED-TO-MATCH CUSTOM KEYS

B. KEYED-TO-MATCH INDIVIDUAL REPLACEMENT LOCK PROGRAM

In the past, replacing a lock required the time and expense of re-keying a new lock or replacing all of the locks on your bike. Our Keyed-to-Match Program eliminates that hassle and allows you to order an exact replacement based on your lock's key code, right down to the quality you would expect from a stock Harley-Davidson® lock. Just ask your Dealer to refer to Bulletin Number 658B and they'll take care of your needs – lock, stock and barrel.

C. KEYED-TO-MATCH CUSTOM KEYS

Custom keys make a statement. Keys can be ordered through your Harley-Davidson Dealer and will be keyed to match your ignition and fork lock and are delivered in a leatherette gift box.

1. Commemorative CVO Ignition Key

Hand-polished brass key features a prismatic Bar & Shield® logo set in a black field surrounded by "Custom Vehicle Operations" script. Available to CVO vehicle owners only.

71031-04 Barrel Style.

Fits '91-later models with barrel style key.

2. Skull Ignition Keys

Key features the Harley-Davidson Skull logo in bright nickel with black accents.

71040-04 Barrel Style.

Fits '91-later models with barrel style key.

MORE THAN AN OIL CHANGE

Maintaining your Harley® motorcycle can be almost as enjoyable as riding it. The hours spent in the driveway inspecting every part and every surface keeps you in touch with the bike. But when it comes to major service, remember that your Harley-Davidson® dealership's technicians are specially trained to properly diagnose and maintain your bike. Whether it's your first 1,000-mile checkup or a 20,000-mile service, a Harley-Davidson dealership should be your destination.

THE WELL-EQUIPPED GARAGE

Adventure comes at a price. As mileage adds up, moisture, dust and road debris can take their toll on the bike's wear-prone surfaces. But, if you have the right tools for fighting through miles and miles of the highway's abuse, you'll be more than ready to keep your bike in top running condition.

MAINTENANCE

Keeping your bike road-ready takes a special touch. Topping off the fluids, checking the tire pressure, and keeping the battery fully charged are no problem when you have the right Harley-Davidson maintenance tools in your garage.

TOOLS

Every bit as rugged as our motorcycles, Harley-Davidson tools and tool kits boast a compact, lightweight design developed specifically for use on your Harley.

FLUIDS

Whether it's oil, brake fluid or Screamin' Eagle® SYN3™ Synthetic Motorcycle Lubricant, all Harley-Davidson fluids are developed exclusively for use in Harley-Davidson motorcycles, making them a must-have in your garage.

FILTERS

Don't overlook the essentials. Harley-Davidson air and oil filters keep debris out of your engine to help keep it healthy. So replace them routinely and insist on using only the Genuine article.

BATTERIES

Genuine H-D® Batteries are engineered for the harsh motorcycle environment, and feature AGM technology for higher cold cranking amps, longer life and improved rechargeability.

TIRES

Harley-Davidson co-branded Dunlop® and Michelin® tires are ready to go the distance. Extensively tested in real-world conditions, our recommended tires are engineered for long life, comfortable ride and competent handling.

Not all products are available in all countries – please consult your dealer for details.



GARAGE 881

Oil Change Accessories



OIL CHANGE ACCESSORIES

A. LOW PROFILE OIL DRAIN PAN

Reduce the mess and cleanup required when changing the fluids on your motorcycle. This reusable Drain Pan is designed specifically for use with Harley-Davidson® motorcycles. The low-profile design fits easily under standard height and lowered motorcycles, and slips beneath the bike even when on the side stand. The 10-quart capacity pan will capture 2 engine oil changes, or the complete drain fluids (engine oil, primary and transmission) from one motorcycle. The Drain Pan is large enough to catch the oil from the entire length of the primary, and is sized to hold and drain an inverted primary cover. The Drain Pan features a raised hardware corral, a filter drain surface, and a pressure vent hole to prevent messy oil burping. The drained waste oil is sealed safely inside the pan with high-quality gasketed caps and plugs. Convenient carrying handle simplifies transport to an approved waste oil facility.

63795-10 10-Quart Capacity.



A. LOW PROFILE OIL DRAIN PAN

Not all products are available in all countries – please consult your dealer for details.

882 GARAGE

Oil Change Accessories

A. OIL CATCHER DRAIN OIL FUNNEL

Reduce oil drips when removing the oil filter. The Oil Catcher Funnel slips below the filter, and provides access to spin the filter off its mount. Oil is captured in the funnel, and is siphoned into a bottle or catch basin through the drain tube. Smooth orange plastic surface is easy to clean after use.

63794-10

Fits '04-later XL, '08-'13 XR, '99-later Dyna®, '99-'16 Touring and '09-'16 Trike models.

62700199

Fits '17-later Milwaukee-Eight® engine equipped models.



A. OIL CATCHER DRAIN OIL FUNNEL



B. PRIMARY OIL FILL FUNNEL

This reusable funnel makes it easy to add oil to your primary cavity. The funnel simply snaps into the derby cover opening to permit hands-free filling on the specified models. The convenient tab allows you to place the funnel in position with one hand, and the flat cone shape makes it easy to fill a tight area with no mess or spills. Smooth orange plastic surface is easy to clean after use.

63797-10

Fits '06-later Dyna, and '07-later Softail®, Touring and Trike models.

62700015

Fits '84-'00 Evolution™ 1340-equipped models, '99-'05 Dyna, '00-'06 Softail and '99-'06 Touring Twin Cam-equipped models.



B. PRIMARY OIL FILL FUNNEL



B. PRIMARY OIL FUNNEL
(63797-10 SHOWN)

C. TRANSMISSION/CRANKCASE FILL FUNNEL

Fill your transmission and crankcase without the mess. This funnel is shaped to fit into tight spaces, and is designed to reach even the toughest access points. The anti-burp design ensures smooth oil flow, and the smooth orange plastic surface is easy to clean after use.

63799-10



C. TRANSMISSION/CRANKCASE FILL FUNNEL





D. ROAD FUNNEL



D. ROAD FUNNEL

This disposable folding funnel can be taken on the road and used for those times you need to replenish your bike's fluids. The funnel fits easily into your luggage, does not take up valuable storage space, and can be thrown away after use. Convenient tear-off 3-pack means you will always be prepared.

97410-10

E. OIL FILTER WRENCH – END CAP STYLE

Simplify oil filter removal and installation with this convenient End Cap Style Filter Wrench. The wrench grips the filter without crushing the canister, and allows the spin-on filter to be turned with a 3/8" drive socket wrench.

94863-10

For use with all H-D® spin-on oil filters (except '15- later XG).

14900091

For use with H-D spin-on oil filters for '15-later XG models.

F. OIL FILTER REMOVAL WRENCH

This slip-resistant wrench, featuring a stainless steel band, is designed to make the removal of your oil filter much easier.

94686-00

Fits all models with spin-on oil filters (except '15- later XG).



E. OIL FILTER WRENCH – END CAP STYLE



F. OIL FILTER REMOVAL WRENCH

884 GARAGE

Tire Inflators

A. TIRE PRESSURE GAUGE AND FILL VALVE

Simplify checking the air pressure level and filling the tires on your motorcycle. This Tire Pressure Gauge features an 18" flexible hose and 2-way air chuck with both a 45° fill port and a unique side fill port that provides easy straight-in access to hard-to-reach motorcycle valve stems. The dual-range instant-read gauge measures pressures from 0-60 psi and 0-400 kPa, and is protected from impact and abrasion by a thick rubber collar. Designed to fit an air compressor with a standard 1/4" quick-disconnect coupler, this gauge allows you to check the pressure and fill the tire without removing the chuck from the tire. Just apply the chuck to the valve stem, read the pressure, and add air by depressing the comfortable trigger lever. And for checking tire pressure on the road, you can use this tool like any standard tire gauge.

12700096

B. COMPACT AIR COMPRESSOR WITH LIGHT

Correct tire pressure is crucial to safe operation and long tire life, but checking the pressure, finding a gas station with a working air pump, and filling the tire is a chore that many of us ignore. The Compact Air Compressor is designed to simplify this necessary procedure. The compact, lightweight 12V pump is designed for life on the road. The all-in-one pump plugs into your bike's battery charging harness, and features a built-in 0-160 psi pressure gauge and bright LED work light. The 11" air hose and 6' fuse-protected power cord easily reach the front and rear wheels, and are stored in convenient compartments when not in use. The lightweight pump features durable, impact-resistant construction, and is small enough to fit easily in a saddlebag or strap-on luggage. Kit includes pump, valve stem extension, and nylon carrying bag.

12700020

C. VALVE STEM EXTENSION

Sometimes there's just not enough space around the tire's valve stem for the gas station air chuck and hose to reach. Brake rotors, sprockets and saddlebags get in the way and keep the air chuck from making an airtight seal. When that happens, this Valve Stem Extension provides easy access. Simply screw the extension in place on the stem, fill the tire to the proper pressure, remove the extension, and replace the valve stem cap. Then toss the extension in your saddlebag or tool roll for the next time.

42300009




A. TIRE PRESSURE GAUGE AND FILL VALVE



A. TIRE PRESSURE GAUGE AND FILL VALVE



B. COMPACT AIR COMPRESSOR WITH LIGHT



C. VALVE STEM EXTENSION



D. COMPACT TIRE GAUGE AND TREAD DEPTH INDICATOR



D. COMPACT TIRE GAUGE AND TREAD DEPTH INDICATOR WITH STAINLESS STEEL LEAD

D. COMPACT TIRE GAUGE AND TREAD DEPTH INDICATOR

Combination dial air pressure and tread depth gauge provides easy access to the valve stem. A durable internal diaphragm provides accurate air pressure readings with a dual range indicator for 0-60 psi and 0-400 kPa readings. The pressure relief valve is activated by a push button to eliminate inner gauge air pressure after use. The integrated tire tread depth gauge features a dual-range color-coded indicator, calibrated in 1/32" (0-14/32") and millimeters (0-11mm), for monitoring tread wear. A protective rubber boot covers the housing to protect the gauge from impact and abrasion.

75008-02A Compact.

75137-98B
Compact with braided stainless steel lead.

E. DIGITAL TIRE PRESSURE GAUGE

Back-lit Digital Tire Pressure Gauge is easy to read at any time of day. Providing accurate pressure readings in 0.50 psi increments up to 60 psi. Scale can be changed to read psi, bar, Kg or kPa pressure with the touch of a button. This versatile gauge features a 12" braided line and 90 degree angle chuck for easy access to valve stems, and a tough rubber jacket to protect the gauge from damage. Batteries are included.

75158-10



E. DIGITAL TIRE PRESSURE GAUGE



F. TIRE GAUGE AND TREAD DEPTH INDICATOR WITH EMBOSSED LEATHER POUCH

F. TIRE GAUGE AND TREAD DEPTH INDICATOR WITH EMBOSSED LEATHER POUCH

Chrome-plated steel gauge housing with Harley-Davidson® script and 90 degree air chuck. Dual range indicator for air pressure and tire tread depth readings. Calibrated for 10-50 psi and 0-32/32" tread depth readings. Rotate the indicator shaft 90 degrees in the housing for 70-345 kPa and 0-30mm tread depth readings. Complete with a Bar & Shield® logo embossed leather pouch.

75110-98B

G. DIGITAL TOURING SUSPENSION AIR PUMP

Adjust air pressure in your Touring shocks anywhere on the road. This easy-to-adjust Digital Air Pump has a digital display for checking and altering pressure in the rear air shocks on all Touring motorcycles. Gauge can also be used to measure air pressure in your tires. Features "micro bleed" valve that allows precise adjustment of air pressure, and the "no loss" air connector maintains shock pressure when the fitting is removed. Display units can easily be changed between PSI and KPa. The LCD readout operates on a long-lasting, replaceable lithium coin-type battery (CR2032 3V, P/N 66000107).

54000033

For use with Touring air suspension components.



G. DIGITAL TOURING SUSPENSION AIR PUMP



886 GARAGE

Battery Chargers

HARLEY-DAVIDSON® BATTERY TENDERS AND CHARGERS

Extend the life of your motorcycle battery with an easy-to-use Battery Charger or Battery Tender. Designed to maintain full charge during storage or between rides, all Harley-Davidson Battery Chargers include quick-disconnect harnesses for simple plug-in connection.

A. 750mA SUPERSMART® BATTERY TENDER

Typical Recharge Time: 8-12 hours

This Compact Battery Tender is superior to a traditional auto-parts store "trickle charger". The built-in "smart" circuitry cycles the charger to turn itself on and off as needed, so your battery never overcharges. Accepts North American voltage (120V), supplied with 2-prong un-polarized plug. Output is 12 VDC @ 750mA. Charger output lead is equipped with quick-disconnect black connectors. Kit includes a quick-disconnect 7.5 Amp fused Battery Charging Harness with ring terminals that can attach to the battery screw terminals for easy connection, and a 7.5 Amp fused alligator clip charging harness. 5-year manufacturer's warranty.

For 12-volt batteries. Accepts North American Voltage (120V).

66000038 United States, Canada, Mexico and South America (except Argentina and Brazil).

B. 800mA WATERPROOF BATTERY TENDER

Typical Recharge Time: 8-12 hours

This waterproof, fully-automatic charger is ideal for both short term and seasonal storage, even if moisture sneaks into your storage area. The three-step charging system constantly monitors battery voltage to bring the battery up to full charge and switches to float mode to maintain the charge over extended periods of time. The vibration- and shock-resistant Battery Tender is reverse polarity protected and spark proof, even when the leads touch. The Tender features a front panel LED that indicates the battery's state of charge. Maximum charge rate of 800mA. Kit includes a quick-disconnect 7.5 Amp fused Battery Charging Harness with ring terminals that can attach to the battery screw terminals for easy connection, and a 7.5 Amp fused alligator clip charging harness. 3-year manufacturer's warranty.

For 12-volt batteries. See matrix for specific voltage allowance.

66000004 United States, Canada, Mexico and South America (except Argentina and Brazil).

99814-09 Europe.

99816-09 United Kingdom.

99819-09 Australia.






99820-09 Japan.



A. 750mA SUPERSMART BATTERY TENDER
TYPICAL RECHARGE TIME: 8-12 HOURS



B. 800mA WATERPROOF BATTERY TENDER
TYPICAL RECHARGE TIME: 8-12 HOURS

| Global Battery Chargers Power Cord | Region | 800mA P/N | 1.25 AMP P/N | 5.0 AMP P/N |
|--|---|-------------------------------------|--|-------------------------------------|
|  PLUG TYPE "A" | U.S., Canada, Mexico and South America (except Argentina) | 66000004 120V, 60Hz | 66000033 120V, 60Hz 99829-09 100 to 240Vac, 50/60Hz 99847-09 100 to 240Vac, 50/60Hz | 66000041 120V, 60Hz |
|  PLUG TYPE "C" | Europe and Brazil | 99814-09 220 to 240V, 50/60Hz | N/A | 66000042 100 to 240V, 50/60Hz |
|  PLUG TYPE "G" | United Kingdom | 99816-09 220 to 240V, 50/60Hz | N/A | 66000043 100 to 240V, 50/60Hz |
|  PLUG TYPE "I" | Australia | 99819-09 220 to 240V, 50/60Hz | N/A | 66000044 100 to 240V, 50/60Hz |
|  PLUG TYPE "A" | Japan | 99820-09 100V, 50/60Hz | 66000034 100V, 50/60Hz | 66000046 100V, 50/60Hz |

GLOBAL BATTERY CHARGER POWER CORD MATRIX

Not all products are available in all countries – please consult your dealer for details.



C. 1.25 AMP WEATHER-RESISTANT BATTERY CHARGER
TYPICAL RECHARGE TIME: 4-8 HOURS

C. 1.25 AMP WEATHER-RESISTANT BATTERY CHARGER

Typical recharge time: 4-8 hours.

Properly charge and maintain all H-D® 12-volt batteries. The advanced solid-state circuitry constantly monitors the battery's charge, and manages the voltage without overcharging. The charger automatically switches to float mode and adjusts the charge rate up or down to keep the battery properly maintained for extended periods of time. The weather resistant construction provides peace of mind in case of exposure to moisture during charging. Maximum charge rate of 1.25 Amperes. Kit includes a quick-disconnect 7.5 Amp fused Battery Charging Harness with ring terminals that can attach to the battery screw terminals for easy connection, and a 7.5 Amp fused alligator clip charging harness. 2-year manufacturer's warranty.

For 12-volt batteries. See matrix for specific voltage allowance.

66000033 United States, Canada, Mexico and South America (except Argentina and Brazil).

66000034 Japan.

D. 5 AMP WEATHER-RESISTANT BATTERY CHARGER

Typical recharge time: 1-2 hours.

Professional charging performance in a compact package. With a typical recharge time of 1 to 2 hours, this charger features advanced solid-state circuitry that constantly monitors the battery's charge and maintains the voltage without overcharging. The charger automatically switches to float mode and adjusts the charge rate up or down to keep the battery properly maintained for extended periods of time. The weather resistant construction provides peace of mind in case of exposure to moisture during charging. Maximum output charge rate is 5.0 Amperes and is compatible with 2-pin or 3-pin charging harnesses. Includes a specific power cord to accommodate regional variations in worldwide AC power configurations. Charger features output leads equipped with 2-pin quick-disconnect that is compatible with the 7.5 Amp fused alligator clip charging harness and the Battery Charging Harness with ring terminals (included). 2-year manufacturer's warranty.

For 12-volt batteries.

66000041 United States, Canada, Mexico and South America (except Argentina and Brazil).

66000042 Europe.

66000043 United Kingdom.

66000044 Australia.

66000046 Japan.



D. 5 AMP WEATHER-RESISTANT BATTERY CHARGER
TYPICAL RECHARGE TIME: 1-2 HOURS

888 GARAGE

Charging Accessories & Flashlights

A. BATTERY CHARGING HARNESS WITH LED CHARGE INDICATOR

A well-maintained battery can last 5+ years. This Battery Charging Harness simplifies charging the battery, and features an integrated LED indicator light that illuminates when your battery voltage drops to a level that requires charging. Just attach the ring terminals to your battery and route the harness for easy access to the plug connector. When the LED glows, it's time to connect the bike to a Harley-Davidson® Battery Tender. Compatible with all Harley-Davidson Battery Chargers, the harness features in-line 7.5 Amp fuse protection, and the plug connector is protected with a weather-shield cap when not in use.

66000005

For use with Harley-Davidson 12-volt batteries.



A. BATTERY CHARGING HARNESS WITH LED CHARGE INDICATOR

B. BATTERY CHARGING HARNESS

Heavy-duty Battery Charging Harness with ring terminals and in-line 7.5 Amp fuse protection for attachment to a Harley-Davidson 12-volt battery. The wiring harness utilizes a plug connector that is compatible with all Harley-Davidson Battery Chargers equipped with black connectors. The ring terminals are attached to the battery with the harness routed to allow access for the plug connector attachment to a H-D® Battery Charger. The harness plug connector is protected with an attached weather-shield cap when not in use.

94624-97B

For use with Harley-Davidson 12-volt batteries.



B. BATTERY CHARGING HARNESS

C. BATTERY CHARGING EXTENSION LEAD

C. BATTERY CHARGING EXTENSION LEAD

Is your motorcycle parking spot too far from your garage electrical outlet? Extend the reach of your Harley-Davidson Battery Charger with these convenient Extension Leads. Low-loss leads feature the same quick-disconnect 2-prong plugs as found on the charger unit and the available charging harnesses.

For use with most Harley-Davidson Battery Chargers.

99821-09 12.5'

99828-09 25'



D. RECHARGEABLE LED CIGARETTE LIGHTER FLASHLIGHT

D. RECHARGEABLE LED CIGARETTE LIGHTER FLASHLIGHT

Now you don't need batteries to see the light. Always charged and at your fingertips, the Cigarette Lighter Flashlight fits into any Harley-Davidson "cigarette lighter" style power outlet or 12-volt power supply. Powerful LED 15 Lumen lamp projects a brilliant pool of blue-white light that illuminates your work area and grabs attention in the dark. Light features safety strobe setting to ensure that you are seen from a distance.

12700022

E. TACTICAL LED FLASHLIGHT WITH SAFETY STROBE

The Tactical LED Flashlight with Safety Strobe won't leave you in the dark. The compact flashlight features 3 settings – high, low and strobe – plus an adjustable lens to focus the light from a narrow beam to a wide flood of light. Powered by standard AAA batteries, the flashlight's high beam reaches 140 yards (at 100 lumens), and the power-conserving low beam will last 50 continuous hours. The safety strobe will ensure that you are seen from a distance. Simple push-button operation changes modes quickly.

12700024

F. LED PENLIGHT

This durable compact LED Penlight features brilliant long-life LED lamps and a removable fiber optic pointer to help focus light into tight spaces. Powered by 2 standard AAA batteries, the LED Penlight produces 15 lumens of clean blue/white light, and will operate for up to 10 hours.

12700025



E. TACTICAL LED FLASHLIGHT WITH SAFETY STROBE

F. LED PENLIGHT

G. HARLEY-DAVIDSON® PREMIUM TOOL KIT

This Premium Harley-Davidson branded Tool Kit features all the tools you need for common maintenance on your motorcycle. The heavy-duty tools are conveniently secured in a hinged carrying case, and lock in place for simple organization. Tools feature large, easy-to-read size indicators, and are stamped with the classic Harley-Davidson script. Lifetime warranty.

64-Piece Kit includes:

- 1 – Quick-Release Ratchet (3/8" Drive)
- 1 – 3" Extension (3/8" Drive)
- 1 – 6" Extension (3/8" Drive)
- 1 – Universal Joint (3/8" Drive)
- 11 – SAE Deep Sockets 3/8" – 1" (3/8" Drive)
- 8 – Metric Deep Sockets 10mm – 17mm (3/8" Drive)
- 1 – Spark Plug Socket 5/8" (3/8" Drive)
- 6 – Hex Sockets 1/8" – 3/8" (3/8" Drive)
- 6 – Torx® Sockets T25-T50 (3/8" Drive)
- 2 – Spinner Handle (1/4" Drive) with Adaptor
- 6 – Bits (Slotted, Phillips, Torx)
- 9 – SAE Combination Wrenches 1/4" – 3/4"
- 8 – Metric Combination Wrenches 8mm – 17mm
- 1 – Diagonal Pliers – 7"
- 1 – Slip Joint Pliers – 8"
- 1 – Needle Nose Pliers – 8"

14900033

H. HARLEY-DAVIDSON/SNAP-ON® TOOL KITS

These tool kits were developed specifically for Harley-Davidson by Snap-on to perform the most functions with the least amount of tools and weight. Provides all the right tools, without compromising quality or damaging your motorcycle's hardware. Lifetime warranty.

H-D®/Snap-on Compact Tool Kit

Designed to provide the most tools in the least amount of space, this tool kit rolls into a compact pouch for easy transport.

94684-00A

For use with '00-later models (except VRSC™, XG and FXR4).

H-D/Snap-on Softail® Tool Kit

Tailored to the Softail motorcycle, this high-quality tool kit is compact to take anywhere, and shaped to fit Softail models equipped with teardrop-shaped tool box.

94668-00

For use with '00-later Softail models.

I. HARLEY-DAVIDSON TOOL KIT

This is the ideal carry-along tool kit for your Harley-Davidson motorcycle. The kit was developed to perform most service functions and weigh as little as possible to keep your load light.

94819-00

For use with '86-later XL, XR and '99-later Dyna®, Softail, Touring and Trike models.

J. TOOL KIT FOR VRSC MODELS

Designed specifically for the V-Rod® motorcycle, this is the ideal carry-along tool kit for your VRSC model. The kit includes the metric tools required to perform most service functions with the least amount of carrying weight.

94820-02

For use with '02-later VRSC models.



G. HARLEY-DAVIDSON PREMIUM TOOL KIT



H. H-D/SNAP-ON COMPACT TOOL KIT ('00-LATER MODELS SHOWN)



H. H-D/SNAP-ON SOFTAIL TOOL KIT ('00-LATER SOFTAIL MODELS SHOWN)



I. HARLEY-DAVIDSON TOOL KIT



J. TOOL KIT FOR VRSC MODELS

890 GARAGE

Tools

A. ALL-IN-ONE FOLDING TOOL

This kit is the ideal traveling companion. Standard on the Ultra Classic™ and Limited Electra Glide® model, this compact folding tool is equipped to perform the basic "on-the-road" service functions on most late-model Harley-Davidson® motorcycles. Large comfortable handle with a soft grip adds leverage, and holds the foldaway tools. Tool selection: Torx® bits – T27, T40; Hex Bits – 3/32", 1/4", 3/8"; Screwdriver Bits – Phillips, slotted; Open end wrenches (2) – 9/16", 1/2", 10mm. Kit includes nylon pouch with hook-and-loop closure and Bar & Shield® logo.

94435-10

Fits '02-later models (except VRSC™).



A. ALL-IN-ONE FOLDING TOOL



B. 8-IN-1 SCREWDRIVER

B. 8-IN-1 SCREWDRIVER

Ideal tool for most of the screws on H-D® products. The unique 8-in-1 design conveniently stores all fittings within handle. Included are #40, 30, 27, and 25 Torx, #2 and 3 Phillips and 2 slotted driver bits. Quality engineered by Snap-on with lifetime guarantee against breakage.

94669-00

C. COMBINATION AXLE WRENCH

Individual combination front and rear axle wrenches available for your model.

1. 94695-08 .75" & 36mm.

Fits '02-'07 Touring models.

2. 94697-08 .9375" & 36mm.

Fits '08-later Dyna®, Softail® and Touring models.



C. COMBINATION AXLE WRENCH



D. SHOCK ADJUSTMENT SPANNER

D. SHOCK ADJUSTMENT SPANNER

The Universal Spanner is small enough to carry in a H-D Tool Kit, and is designed to adjust the spring load on all mechanically adjustable H-D rear shock absorbers.

94448-82B

For use on models with mechanically adjustable H-D rear shock absorbers. Does not fit XG, XR, '16-later XL, XL models equipped with Premium Emulsion Shocks P/N 54000076, 54000077 or Dyna models with Premium Emulsion Shocks P/N 54000066.

E. BELT TENSION TESTER TOOL

Use to check tension on secondary belt.

40006-85 Universal.



E. BELT TENSION TESTER TOOL

F. STAINLESS STEEL TRAYS WITH MAGNETIC BASE

Convenient storage tray with a magnetic base secures small metallic parts during maintenance. Use it horizontally, vertically or upside down. The magnetic base is covered with a protective coating to prevent damage to surface finishes.

94793-01 6" Diameter.



F. STAINLESS STEEL TRAYS WITH MAGNETIC BASE

G. ENGINE ASSEMBLY/DISPLAY STAND

This dual purpose engine stand provides support to the Twin Cam Alpha (Dyna/Touring) crankcase during engine tear-down and assembly, and also provides a means to display the completed engine. Heavy-duty steel stand can be used free-standing on its non-marking rubber feet, or bolted to the bench for added stability. Stand features a laser-cut Bar & Shield logo.

94845-10

For use with Twin Cam Dyna, Touring and Trike engines.



G. ENGINE ASSEMBLY/DISPLAY STAND
(SHOWN WITH OPTIONAL MAGNETIC HARDWARE TRAY)





BODYGUARD IN A BOTTLE

Introducing a breakthrough in powertrain protection – Screamin’ Eagle® SYN3™ Full Synthetic Motorcycle Lubricant. For use in engines, transmissions and primary chaincases, it’s just the latest in a line of products formulated specifically to keep your Harley® motorcycle running strong, mile after mile.

ENGINE OIL FAQ’S

How often should I change my motorcycle engine oil?

You should change your motorcycle engine oil and engine oil filter at the first 1,000-mile service interval and at every 5,000-mile service interval thereafter. If you ride your motorcycle hard, under dusty conditions, or in cold weather, the engine oil and filter should be changed more often. You should always change your engine oil and filter prior to winter storage (or any extended storage) so that your engine oil is clean and free of contaminants during this time period.

Can I go longer between oil changes by changing the filter?

NO! The job of the oil filter is to remove dust, soot and other solid matter. Filters cannot remove water, gasoline or acids and cannot do the job of oil additives that have been used up. You should change your oil filter at the first 1,000-mile service interval and at every 5,000-mile service interval thereafter or prior to winter or extended storage periods.

What viscosity grade should I use in my Harley Motorcycle?

The recommended viscosity grade for all temperature conditions is SAE 20W50 Harley-Davidson® Motor Oil. The SAE 50 H-D® Motorcycle Oil is satisfactory in ambient temperatures of 60-80°F, and the SAE 60 H-D Motorcycle Oil in ambient temperatures above 80°F. SAE 20W50 covers the broadest range of operating temperatures.

| 0° F -18° C | 20° F -6° C | 40° F 4° C | 60° F 16° C | 80° F 27° C | 100° F 38° C |
|-------------------------|----------------|---------------|----------------|----------------|-----------------|
| SYN 3 | | | | | |
| HD360 20W50 | | | | | |
| HD360 SAE50 HD360 SAE60 | | | | | |

SYN3 ENGINE, PRIMARY AND TRANSMISSION OIL FAQ’S

What are the key benefits to using SYN3 Motorcycle Lubricant?

- SYN3 Lubricant offers improved film strength for superior wear protection at high temperatures, and improved deposit control for a cleaner engine, transmission, and primary chaincase.
- SYN3 Lubricant can be used in the engine, primary chaincase, and transmission.
- SYN3 Lubricant is formulated for reduced oil consumption, improved wear protection, high-temperature stability, and superior overall field performance.

What’s the difference between synthetic and petroleum-based lubricants?

Both synthetic and petroleum-based lubricants are derived from the same crude oils. But that’s pretty much where the similarities end. Unlike their petroleum-based counterparts, which inherit physical components (including contaminants) of the source crude oil in the refining process, synthetic lubricants are manufactured from basestocks that are custom-designed from scratch to have desired properties for specific purposes, meaning that engineers have complete control of the lubricant from start to finish – at the molecular level.

What does SYN3 full Synthetic Motorcycle Lubricant do for my drivetrain?

SYN3 Full Synthetic Motorcycle Lubricant offers all the benefits of Genuine Harley-Davidson 360 Motorcycle Oil, and:

- Offers superior wear protection at higher temperatures
- Keeps engines, transmissions and primary chaincases cleaner
- Meets the anti-wear lubricity requirements of all transmission gears
- Lubricates all primary chaincase components
- Delivers smooth, sure clutch operation
- Provides long-term protection of all internal components
- Improves seal and gasket performance
- Offers superior performance in high-output engines

SCREAMIN’ EAGLE SYN3 FULL SYNTHETIC MOTORCYCLE LUBRICANT

TESTED-CERTIFIED for use in Harley-Davidson engine, primary chaincase and transmission applications, Screamin’ Eagle SYN3 Full Synthetic Lubricant makes changing and topping off fluids a simple, one-product process. Developed with a proprietary three synthetic basestock formula, Screamin’ Eagle SYN3 Lubricant is formulated to provide for long-term protection and engine cleanliness requirements, and to provide superior high-temperature protection for high-output engines. SYN3 Lubricant is formulated to maintain the coefficient of friction for proper clutch operation and to provide the proper lubrication to the primary chain drive. In addition, SYN3 Lubricant is designed to provide the correct lubricity for the anti-wear requirements of transmission gears and for improved seal protection. This formula is approved by Harley-Davidson for use in all stages of engine life and is not detrimental to the break-in stage of engines.

Formulated for use in Harley-Davidson Engines, transmissions and the following primary chaincase applications: '71-later XL, '83-'84 XR1000, '08-'13 XR and '84-later FX, FXR, Dyna®, Softail®, Touring, and Trike models with wet-type diaphragm spring clutch.

United States

62600005 SAE 20W50 – 1 Quart.

62600031 SAE 20W50 – 1 Gallon.

Canada

62600011 SAE 20W50 – 1 Liter.

62600030 SAE 20W50 – 4 Liter.

Europe/Latin America (excluding Brazil)

62600015 SAE 20W50 – 1 Liter.

Asia/Pacific

62600021 SAE 20W50 – 1 Quart.

62600059 SAE 20W50 – 1 Gallon.

Brazil

62600080 SAE 20W50 – 1 Liter.

Not all products are available in all countries – please consult your dealer for details.

892 GARAGE

Oil & Lube

A. GENUINE HARLEY-DAVIDSON® H-D® 360 MOTORCYCLE OIL

GENUINE Harley-Davidson H-D 360 Motorcycle Oil is developed and tested for use in Harley-Davidson motorcycles. Our unique additive package helps prevent engine wear and helps keep your engine cooler, cleaner, and free of sludge, varnish and corrosion.

Harley-Davidson air-cooled V-Twin motorcycles operate at higher temperatures than water-cooled engines, thus a specific high temperature additive package is necessary to protect the engine. Be assured, H-D 360 Oil can be trusted in a Harley-Davidson engine.

Available in SAE, 20W50, SAE 50, and SAE 60. Refer to your Harley-Davidson owner's manual for the proper SAE grade recommendation based on the climate and temperature range you ride in.

United States

62600007 SAE 20W50 – 1 Quart.

62600038 SAE 20W50 – 1 Gallon.

62600008 SAE 50 – 1 Quart.

62600009 SAE 60 – 1 Quart.

Canada

62600013 SAE 20W50 – 1 Liter.

62600041 SAE 20W50 – 4 Liter.

62600014 SAE 50 – 1 Liter.

Europe/Latin America

62600017 SAE 20W50 – 1 Liter.

62600042 SAE 20W50 – 4 Liter.

62600018 SAE 50 – 1 Liter.

62600061 SAE 60 – 1 Liter.

Asia/Pacific

62600023 SAE 20W50 – 1 Quart.

62600043 SAE 20W50 – 1 Gallon.

62600024 SAE 50 – 1 Quart.

62600060 SAE 60 – 1 Quart.



A. GENUINE HARLEY-DAVIDSON H-D 360 MOTORCYCLE OIL

B. FORMULA+ TRANSMISSION AND PRIMARY CHAINCASE LUBRICANT

Developed with a proprietary mineral basestock formula and TESTED-CERTIFIED by Harley-Davidson Motor Company, Formula+ is blended to provide lubricity for the anti-wear requirements of transmission gears. Formulated to maintain the coefficient of friction for proper clutch operation and provide adequate lubrication to the primary chain, this lubricant is approved for use in all stages of transmission and primary chaincase life. Not for use in the crankcase as a motor oil.

TESTED-CERTIFIED Extended Service intervals:

Primary Chaincase

'84-later Big Twin models with wet-type diaphragm spring clutch. Every 10,000 miles, or prior to winter or extended storage periods.

Transmission

All Big Twin models. Every 20,000 miles, or prior to winter or extended storage periods.

Primary/Transmission

'71-later XL and '83-'84 XR1000 models. Every 10,000 miles, or prior to winter or extended storage periods.

Formulated for use in Harley-Davidson Transmissions and the following Primary Chaincase applications: '71-later XL, '83-'84 XR1000, '08-'13 XR, and '84-later FX, FXR, Dyna®, Softail®, Touring and Trike models with wet type diaphragm spring clutch. Not for use in '02-later VRSC™ or '15-later XG models.

62600004 1 Quart – U.S.

62600010 1 Liter – Canada.

62600019 1 Liter – Europe.

62600033 1 Quart – Asia/Pacific.



B. FORMULA+ TRANSMISSION AND PRIMARY CHAINCASE LUBRICANT

Not all products are available in all countries – please consult your dealer for details.



C. H-D FORK OIL



D. H-D BIG PISTON FORK OIL

C. H-D® FORK OIL

Refer to Owner's Manual for required type.

62600025 Type B. 16 fl oz (473 ml) Bottle.

62600026 Type E. 16 fl oz (473 ml) Bottle.

D. H-D BIG PISTON FORK OIL

Blended specifically for '10-'13 XR1200X™ suspension.

99885-10 16 fl oz (473 ml) Bottle.

E. SCREAMIN' EAGLE® PERFORMANCE FORK OIL

A heavier blended oil that provides extra damping in performance applications.

62600027 16 fl oz (473 ml) Bottle.

F. H-D GENUINE EXTENDED LIFE ANTIFREEZE AND COOLANT

Antifreeze is pre-diluted with deionized water to eliminate cooling system contamination. Formulated to use at full strength (*do not add water*), this coolant provides exceptional heat transfer properties. Protects the entire cooling system against corrosion. Formula is silicate-free, phosphate-free, nitrate-free and borate-free.

26800119 16 fl oz (473 ml) Bottle.

For use in VRSC™, XG, and Twin-Cooled™ models.

99822-02 One gallon container.

For use in VRSC, XG, and Twin-Cooled models.



E. SCREAMIN' EAGLE PERFORMANCE FORK OIL



F. H-D GENUINE EXTENDED LIFE ANTIFREEZE AND COOLANT

G. H-D DOT 5 BRAKE FLUID

For use in all models (except '06-later VRSC, '07-later XL, '08-later XR, '06-later Dyna® and Softail® and '05-later Touring and Trike models).

41800220 12 fl oz (355 ml) Bottle.

H. H-D DOT 4 BRAKE FLUID

For use in all '06-later VRSC, '15-later XG, '07-later XL, '08-later XR, '06-later Dyna and Softail and '05-later Touring and Trike models.

41800219 12 fl oz (355 ml) Bottle.



G. H-D DOT 5 BRAKE FLUID



H. H-D DOT 4 BRAKE FLUID

894 GARAGE

Oil & Lube

A. H-D® ETHANOL GUARD FUEL STABILIZER

Ideal for winter storage and year-round use, this premium Fuel Stabilizer keeps fuel fresh for up to 12 months. Blended with corrosion inhibitors, this Fuel Stabilizer is formulated to protect fuel tanks, fuel lines, carburetors and injectors from long-term exposure to the adverse affects of ethanol-blended fuel. It fights deposits that can accumulate as a result of ethanol-produced solvents, and acts as a demulsifier to eliminate condensation in your fuel system. 4 ounces treats 10 gallons of fuel.

91600001 4 fl oz (118 ml) Bottle.



A. H-D ETHANOL GUARD FUEL STABILIZER

B. SCREAMIN' EAGLE® ASSEMBLY LUBE

Screamin' Eagle Assembly Lube provides superior protection during installation or servicing of internal engine components. Formulated with a high tackifier, this lubricant clings to parts and provides excellent start-up and break-in protection. It provides excellent corrosion resistance, and it won't drip off like common oil when you set coated parts aside to work on the rest of the engine. That's why we use it on all of our test engines. Don't start your re-built or serviced engine without it. Recommended applications: cams, gears, crankpins, piston wrist pins, oil pumps, valve guides, rocker arm and push rod tips, and roller tappet wheels. In addition, this product replaces H-D Poly Oil and is recommended for the engine compensator sprocket on primary belt drive models.

11300002 4 fl oz (118 ml) Tube.



B. SCREAMIN' EAGLE ASSEMBLY LUBE

C. HARLEY® AEROSOL LUBE

Harley Aerosol Lube is a Harley-Davidson® approved general lubrication oil that is perfect for lubricating clutch cables, Tour-Pak™ hinges, hand levers, footboards, footpegs, and windshield clamps. Aerosol container provides fast delivery of lubricant, and reduces cable lubrication time by 50%.

93600113 10.5 oz (297 g) Aerosol Can.



C. HARLEY AEROSOL LUBE

D. HARLEY LUBE

Harley Lube is a Harley-Davidson approved general lubrication oil that is perfect for lubricating clutch cables, Tour-Pak hinges, hand levers, footboards, footpegs, and windshield clamps. Handy needle dispenser for precision application.

94968-09 .25 fl oz (7.5 ml) Tube.



D. HARLEY LUBE

E. H-D SPECIAL PURPOSE GREASE

Factory approved steering head bearing lubricant for '02-later VRSC™, '15-later XG, '05-later XL and XR and '97-later Dyna®, Softail® (except Springer®), Touring and Trike models. Do not use on wheel bearings.

99857-97A 14 oz (409 g) Grease Gun Cartridge.



E. H-D SPECIAL PURPOSE GREASE

F. H-D WHEEL BEARING GREASE

Recommended for wheel bearings and rear swingarm bearings.

99855-89 16 oz (454 g) Can.

99856-92 14 oz (409 g) Grease Gun Cartridge.



F. H-D WHEEL BEARING GREASE

Not all products are available in all countries – please consult your dealer for details.



G. H-D FORK SEAL GREASE



H. H-D ELECTRICAL CONTACT LUBRICANT

G. H-D® FORK SEAL GREASE

Required for service of fork seals.

11300005 1 oz (28 g) Tube.

H. H-D ELECTRICAL CONTACT LUBRICANT

Ideal for use on multi-pin connectors, bulb bases, and battery terminals, this specially formulated Electrical Contact Lubricant offers excellent film strength that is resistant to water (including salt water). Prevents fretting corrosion in connectors that often occurs with temperature variations and vibration. Safe for use on tin, nickel, copper, brass, gold and silver contacts, and the formula is compatible with electrical connector plastics and elastomers.

11300004 1 oz (28 g) Tube.

I. H-D HIGH PERFORMANCE CHAIN LUBE PLUS

High Performance Chain Lube cleans as it protects. Can also be used on O-ring chains.

93600005 12 oz (340 g) Aerosol Can.

J. H-D HIGH-PERFORMANCE SEALANT – GRAY

High-performance, room temperature vulcanized (RTV) silicone type liquid gasket is a low-odor, non-corrosive and non-conductive sensor-safe formula. Sealant allows high elongation when cured to absorb thermal and dynamic movement of the mating surfaces and is resistant to most chemicals and solvents. Temperature Range -76°F to 482°F (-60°C to 250°C).

99650-02 1.9 oz (54 g) Tube.

Approved for use as crankcase sealant on all Harley-Davidson® powertrains (except Milwaukee-Eight®).

K. HYLOMAR® GASKET AND THREAD SEALANT

Recommended for holding gaskets in place during engine assembly.

99653-85 3.5 oz Tube.

L. ANTI-SEIZE LUBRICANT

An improved formulation to meet revision E of MIL-A-907E. It is a heavy-duty, high temperature anti-seize thread compound. It resists galling, corrosion and reduces wear in heavy pressure applications. This lubricant is based on a synthetic grease formulation containing graphite, aluminum, and copper and is sensor safe. It will not evaporate or harden when exposed to extreme heat or cold. Meets 1600°F temperature requirements.

98960-97 1 oz Tube.



I. H-D HIGH PERFORMANCE CHAIN LUBE PLUS



J. H-D HIGH-PERFORMANCE SEALANT – GRAY



K. HYLOMAR GASKET AND THREAD SEALANT



L. ANTI-SEIZE LUBRICANT

896 GARAGE

Sealants & Lubricants

K&N® AIR FILTER CARE PRODUCTS

Clean and restore the original performance of K&N air filter elements. The washable and rechargeable filters use a special coating to help filter fine particles from the incoming air. With time, the oil in the filter will dissipate and the element will begin to turn gray. Clean the surface and renew the original red color with an application of K&N Air Filter Care products.

A. K&N AIR FILTER CARE SERVICE KIT

99850-92T

Complete kit to clean and re-oil K&N-type air filters. Includes one 12 oz bottle Air Filter Cleaner and one aerosol Air Filter Oil.

B. K&N AIR FILTER OIL

99882-88T 12 oz Aerosol.

C. K&N POWER KLEEN AIR FILTER CLEANER

93600004 32 fl oz with Sprayer.

Works well with K&N or dry synthetic Screamin' Eagle® Air Filters.

D. LOCTITE® PRO STRENGTH PARTS CLEANER

Loctite Pro Strength Parts Cleaner aggressively penetrates, dissolves, and removes oil and grease from parts. Dries quickly with no residue. Contains no ozone-depleting chemicals (ODCs).

94564-98 19 oz (538 g) Aerosol Can.

E. PJ1® SUPER CLEANER

PJ1 Super Cleaner is a multi-application non-residue degreaser. The high-pressure blast of powerful solvents melts grease and grime away, dries quickly, and leaves no residue.

99878-87TA 13 oz (368 g) Aerosol Can.

F. DOW CORNING® MOLY 44 BRAKE PIN GREASE

The same grease applied at the factory to brake pins is now available as a replacement product to be used with all Harley-Davidson® Brake Pins on Floating Calipers (except '04-later XL models).

94674-99 2 cc Packet.


G. LOCTITE 565 THREAD SEALANT

Formulated specifically for metal, tapered, pipe thread fittings. PST 565 cures rapidly to provide immediate low pressure sealing. Its controlled lubricity prevents galling, and it protects mated threaded areas from rust and corrosion. 565 can be used on fittings up to 2" (50mm) in diameter and has a temperature range of -65°F to 300°F (-54°C to 149°C). Disassembly possible with hand tools.

99818-97 6 ml Tube.



A. K&N AIR FILTER CARE SERVICE KIT



B. K&N AIR FILTER OIL



C. K&N POWER KLEEN AIR FILTER CLEANER



D. LOCTITE PRO STRENGTH PARTS CLEANER



E. PJ1 SUPER CLEANER



F. DOW CORNING MOLY 44 BRAKE PIN GREASE



G. LOCTITE 565 THREAD SEALANT



**H. LOCTITE 271
THREADLOCKER AND
SEALANT**



**I. LOCTITE 222MS
THREADLOCKER AND
SEALANT**



**J. LOCTITE 243
THREADLOCKER AND
SEALANT**

H. LOCTITE® 271™ THREADLOCKER AND SEALANT – RED

High-prevailing strength threadlocker for heavy-duty applications. Especially well-suited for permanently locking studs and press fit assemblies. Adds 3000 PSI holding power on slip and press fit assemblies. Locks against vibration loosening. Requires extra effort or special tools for removal.

99671-97 Red 6 ml Tube.

I. LOCTITE 222MS™ THREADLOCKER AND SEALANT – PURPLE

A low strength product that is perfect for small fasteners, 0.25" in diameter (6mm and smaller), long engagement length fasteners and components requiring occasional adjustment. This purple threadlocker is applied to threaded parts before assembly. Disassembly possible with hand tools. 222MS meets MIL-S-46163A.

99811-97 Purple 6 ml Tube.

J. LOCTITE 243™ THREADLOCKER AND SEALANT – BLUE

Worldwide replacement for 242® Threadlocker. A medium strength, general purpose thread locking adhesive, especially well-suited for fasteners between 1/4" and 3/4" diameter (6 to 20mm). Applied to threaded components before assembly. Blue 243 has controlled lubricity for accurate clamp loads. Disassembly possible with hand tools.

99642-97 Blue 6 ml Tube.

11100005 Blue 50 ml Bottle.



K. LOCTITE 262 THREADLOCKER AND SEALANT



L. LOCTITE THREADLOCKER STICK

K. LOCTITE 262 THREADLOCKER AND SEALANT

Loctite 262 is a permanent, high break-away strength product designed for securing fasteners 3/8" to 1" in diameter that must withstand heavy shock, vibration, or extreme chemical or environmental conditions. Localized heating and hand tools are required for disassembly.

94759-99 Red 6 ml Tube.

11100006 Red 50 ml Bottle.

L. LOCTITE THREADLOCKER STICK

Loctite Threadlocker stick is formulated to lock and seal threaded metal fasteners. The wax-like semi-solid won't drip like liquid formulas, and is conveniently packaged in a self-feeding stick applicator. Available in medium and high strength formulas.

9 Gram Stick

11100003 Blue 248 – Medium Strength.

11100004 Red 268 – High Strength.

M. LOCTITE SILVER GRADE ANTI-SEIZE

Heavy-duty metal-free anti-seize formulation protects metal parts from rust, corrosion, galling and seizing. Anti-Seize eases disassembly of slip fit, press fit and threaded joints, and provides outstanding lubrication to all metals including stainless steel, aluminum, and soft metals. Withstands temperatures up to 1600°F. Semi-solid stick for easy application.

11100001 20 g Stick Applicator.



M. LOCTITE SILVER GRADE ANTI-SEIZE



N. LOCTITE QUICKTITE INSTANT ADHESIVE GEL

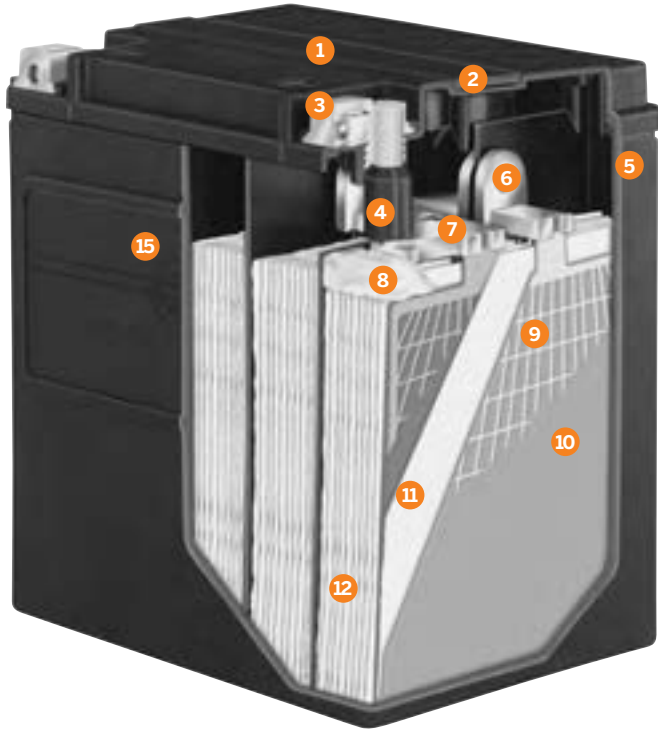
N. LOCTITE QUICKTITE® INSTANT ADHESIVE GEL

Loctite QuickTite Instant Adhesive Gel is a general-purpose instant adhesive for bonding metal, plastic, rubber, cork, cardboard, and leather. The precision-flow "squeeze grip" applicator allows pinpoint control of the exact amount and placement of the adhesive. The self-piercing, no-clog tip is spill-proof, and the locking cap prevents leaks and hardening.

11100044 0.14 oz Bottle.

H-D® AGM* ORIGINAL EQUIPMENT BATTERIES

Genuine H-D Batteries offer the latest technology for higher cold cranking amps, long life and improved rechargeability. Featuring the latest AGM technology and great Harley-Davidson® graphics, these batteries are durable, long-lasting and trouble-free. Made in the U.S.A.



Motorcycle batteries built and rigorously tested to Harley-Davidson's exacting requirements. H-D AGM battery ratings are determined by the strict regulations and testing of the Battery Council International.

- 1 Completely sealed, valve regulated maintenance-free design eliminates acid spills and corrosion damage.
- 2 Re-engineered vent system is specially designed to minimize leakage.
- 3 Exclusive molded terminal design increases strength and durability.
- 4 Unique positive post bushing resists vibration damage and retards acid leaks and corrosion.
- 5 Heat sealed cover prevents electrolyte leakage and improves reliability.
- 6 Larger diameter through-partition welds direct more power to the starting motor.
- 7 Heavy top lead improves plate-to-lug adhesion for vibration resistance and long life.
- 8 Plates are lock-bonded together, reducing vibration damage for longer life.

- 9 Exclusive calcium/calcium alloy grids provide highest cranking amps and lowest self-discharge. Full frame, power path design directs more power to the terminals for quick, sure starts.
- 10 High density oxide provides maximum power-per-pound or dependable "high cycling" service.
- 11 Tear-resistant AGM* separators protect plates, ensuring long life.
- 12 Exclusive demineralized electrolyte improves service life. Metered addition of electrolyte means no excess acid.
- 13 Positive terminal protector (not shown) protects against short circuits and sparks.
- 14 Stainless steel terminal bolts (not shown) won't rust or corrode.
- 15 Distinguished Harley-Davidson Bar & Shield® is molded into case, for quick, confident recognition.

*Absorbed Glass Mat

ORIGINAL EQUIPMENT & REPLACEMENT BATTERIES

H-D AGM BATTERIES

65989-97C Dual (Top and Side) Terminal Design.

66000065 (Brazil only)

Fits '07-later VRSC™ (except '07 VRSCR), '97-'03 XL and '97-later Dyna® and Softail® models. Also fits Buell® S1, S3/T, M2, and X1 models.

66010-97C Dual (Top and Side) Terminal Design.

66000066 (Brazil only)

Fits '97-later Touring and '09-later Trike models.

65958-04B

66000064 (Brazil only)

Fits '15-later XG, '04-later XL and '08-'12 XR models. Also fits Buell 1125R/CR models.

65948-00B

Fits '02-'06 VRSC and '07 VRSCR models. Also fits Buell XB and Blast models.

65991-82B

Fits '77-'78 XLCR, '79-'96 XL, '73-'94 electric start FX and FXR, '99-'00 FXR and '84-'90 Softail models. Replaces P/Ns 65991-82A and 65991-75C. Also fits Buell S2/T Thunderbolt™ models.

66010-82B

Fits '80-'96 FLHR, FLHT and FLT Touring models.

65989-90B Fits '91-'96 Dyna and Softail models.

NOTE: Battery dimensions of Harley-Davidson AGM Batteries P/N 65989-97C, 65989-90B and 65991-82B may not allow use of accessory side covers on XL and Dyna models.

CONVENTIONAL BATTERIES (not shown)

66006-29F 6V.

Fits '64-earlier FL and '63-earlier GE models.

HEAVY-DUTY HIGH-CRANKING PREMIUM BATTERY

66007-84 12V.

Fits '65-'84 FL, FLH, '67-'78 XLH (except '77-'78 XLCR), and '64-later GE models.

Shell – Thicker shell material for extra strength. The heavier shell provides extra security against puncture from road debris.

Center Tube – Prevents filter element collapse.

Bypass Valve – Oil Pressure Relief Valve is calibrated to protect engine. The Bypass Valve is designed to ensure oil flow in situations of excessive filter element flow restriction.

Gasket – Premium nitrile rubber with special lubricity compound to reduce torque during installation and removal.

Bar & Shield® Stamp

Metal End-Cap – Provides positive seal for filter element assembly.

Filter Element – 100% wire-backed synthetic media provides superior filtration while keeping flow restriction low.

Steel Back Plate – Zinc-plated for superior rust prevention. Extra large inlet holes for lower flow resistance.

Check Valve – Silicone anti-drain back valve prevents dry starts by eliminating oil drain back during shutdown. Silicone outperforms and outlasts standard nitrile rubber in both extreme cold and hot temperatures.

A. SUPERPREMIUM5 OIL FILTERS



A. SUPERPREMIUM5 OIL FILTERS

A. SUPERPREMIUM5™ OIL FILTERS – 5 MICRON

Utilizing advances in synthetic media technology, the SuperPremium5 Oil Filters are Tested-Certified to provide filtration to retain dust, soot and other solid matter with low internal pressure drop. Filter also includes internal pressure relief and anti-drain back valves.

Fits '17-later Milwaukee-Eight®, '99-later Twin Cam and Evolution™ models (except '08-'13 XR) and can be used as an upgrade for any motorcycle that requires Oil Filter P/N 63796-77A, 63805-80A, 63812-90 or 63813-90.

63798-99A Chrome.

63731-99A Black.

SuperPremium10 Oil Filter – 10 Micron (not shown)

Fits '02-later VRSC™ models.

63793-01K Black.

B. GENUINE HARLEY-DAVIDSON® OIL FILTERS

Filter features cured resin impregnated paper which removes harmful foreign particles from the oil. End caps and thermal setting adhesive provide positive seals, preventing bypassing of contaminant-laden oil.

Spin-On

Fits all XB and Buell® models.

63806-00Y Black.

Fits '15-later XG models.

62700045

Fits '91-98 Dyna® models.

63812-90 Black, Extra Long.

63813-90 Chrome, Extra Long.

Fits late '82-'84 FLH-80 Classics, '82-'86 FXWG, FXSB, FXEF and '79-early '84 XL models.

63782-80 Chrome, Short.

63810-80A Black, Short.

Fits '84-later XL, '08-'13 XR, '82-'94 FXR, '84-'98 Softail® and '80-'98 FLHR, FLHT and FLT models.

63796-77A Chrome, Long.

63805-80A Black, Long.

CLASSIC MOTOR PARTS OIL FILTERS (not shown)

Replaces P/N 63840-53 or 63835-87T with a cartridge type filter and spring.

62700055 In Tank Oil Filter.



B. GENUINE HARLEY-DAVIDSON OIL FILTERS

900 GARAGE

Air Filters

A. HARLEY-DAVIDSON® ORIGINAL EQUIPMENT AIR FILTER ELEMENTS

Late-model pleated paper type elements with aluminum back plates.

29400078 Fits '15-later XG models.

29331-04 Fits '04-'13 XL models with oval air cleaner assembly.

29400015 Fits '14-later XL models with round air cleaner cover.

29377-08 Fits '08-'12 XR models.

29437-01A Fits '02-later VRSC™ models.

29400042 Fits '99-'06 carbureted Twin Cam equipped models, '01-'15 EFI Softail® (except '08-'11 FLSTSB, '11-later FXS, '12-later FLS and '13-later FXDB) and '02-'07 EFI Touring and Dyna® models.

29633-08 Fits '08-'13 Touring and Trike models.

29400045 Fits '16-later Softail (except FLSTFBS) and '14-'16 Touring and Trike models

29400212 Fits '17-later Touring and Trike models with Milwaukee-Eight® engine.

29191-08 Fits '08-'15 Dyna models with teardrop air cleaner.

29314-08 Fits '13-later FXDB, '12-'15 FLS, '08-'11 FLSTSB and '11-'13 FXS models.

29509-06 Fits '06-'10 FLHTCUSE models.

29462-99 Fits '99-'01 EFI Twin Cam models (except '01 Softail).

29291-95 Fits '95-'99 Evolution™ 1340 models with electronic fuel injection (EFI).

29259-91A Fits '91-'95 Evolution 1340-equipped Dyna, FXR, Softail, and Touring models.

29331-96 Fits '88-'03 Evolution XL models.

29259-86 Fits '86-'89 Evolution 1340 models.

29325-95A Fits '95-'03 Evolution XL and 1340 models. (International models only. See your Dealer.)



A. HARLEY-DAVIDSON ORIGINAL EQUIPMENT AIR FILTER ELEMENTS



A. XR1200® AIR FILTER ELEMENT



A. VRSC AIR FILTER ELEMENT



A. FOAM STYLE AIR FILTER ELEMENTS

Not all products are available in all countries – please consult your dealer for details.

B. SCREAMIN' EAGLE® HIGH-FLO K&N® AIR FILTER ELEMENT

K&N replacement air filters are engineered to improve airflow for increased horsepower and quicker acceleration. K&N filters provide excellent filtration, and because they are washable and reusable, you can clean the filter whenever conditions demand. Designed as direct replacements for specified fitments.

NOTE: These washable and rechargeable filters use a special coating to help filter fine particles from the incoming air. With time, the oil in the filter will dissipate and the element will begin to turn gray. Clean the surface and renew the original red color with an application of K&N Air Filter Care products.

1. 29400020 Stage I–Multi-fit.
Fits '07-later XL, '99-'07 Dyna®, '00-'15 Softail® and '99-'07 Touring models equipped with High-Flow Air Cleaner Kit. Replacement for P/N 29442-99E.

2. 29400021 Stage I–Dyna.
Fits '08-later Dyna models equipped with High-Flow Air Cleaner Kit. Replacement for P/N 29385-08.

3. 29400019 Stage I–Touring.
Fits '16-later Softail and '08-later Touring and Trike models equipped with High-Flow Air Cleaner Kit. Replacement for P/N 29244-08.

4. 29400247 High-Flow – Milwaukee-Eight® Engine.
Fits '17-later Touring and Trike models equipped with High-Flow Air Cleaner Kit P/N 29400245 or 29400246.

5. 29400065 Extreme Billet.
Fits '15-later XG, '16-later Softail, and '08-later Touring and Trike models equipped with Extreme Billet Agitator and Chisel Air Cleaner Kits.

5. 29400118 Extreme Billet.
Fits '07-later XL, '08-later Dyna and '08-'15 Softail and models equipped with Extreme Billet Chisel and Agitator Air Cleaner Kits.

6. 29400109 Burst Collection.
Fits '08-later Dyna, Softail, Touring and Trike models equipped with Burst Collection Air Cleaner Kits.

7. 29400022A Ventilator–Multi-fit.
Fits models equipped with Twin Cam Ventilator and Extreme Billet Ventilator Performance Air Cleaner Kits. Replacement for P/N 29670-09.

8. 29400293 Ventilator.
Fits '17-later Touring and Trike models equipped with Ventilator Air Cleaner P/N 29400298 or 29400299.

9. 29424-05A Heavy Breather–Multi-fit.
Fits models equipped with Heavy Breather Kit P/N 29098-09, 29299-08, 29080-09 or 29264-08.

9. 29702-08A Heavy Breather–Touring.
Fits models equipped with Heavy Breather Kit P/N 29006-09B, 29253-08B, 29000065 or 29400105.

10. 28714-10 Heavy Breather–Compact.
Fits '08-'16 Touring and Trike models equipped with Compact Heavy Breather Kit P/N 28716-10A.

11. 29400141 Heavy Breather Elite.
Fits models equipped with Screamin' Eagle® Heavy Breather Elite Performance Air Cleaner Kit P/N 29400172 and 29400173.

12. 29400276 Heavy Breather, Black.
Fits '17-later Touring and Trike models equipped with Heavy Breather Air Cleaner P/N 29400263 or 29400264.

13. 29400275 Heavy Breather, Chrome.
Fits '17-later Touring and Trike models equipped with Heavy Breather Air Cleaner P/N 29400263 or 29400264.



B. SCREAMIN' EAGLE HIGH-FLO K&N AIR FILTER ELEMENT



B. SCREAMIN' EAGLE HIGH-FLO K&N AIR FILTER ELEMENT – HEAVY BREATHER



B. SCREAMIN' EAGLE HIGH-FLO K&N AIR FILTER ELEMENT – HEAVY BREATHER

902 GARAGE

Spark Plugs

A. SCREAMIN' EAGLE® PERFORMANCE SPARK PLUGS

Screamin' Eagle Spark Plugs feature double platinum coating for superior erosion resistance and extended life. The "V" trimmed ground electrode reduces shrouding of the flame front to promote flame propagation, and the fine wire center electrode enhances startups and ignitability. Screamin' Eagle Plugs feature Ribbed Core Technology (RCT) that provides resistance to fouling, and are designed with Original Equipment-style noise suppression to prevent electrical interference with radios and CB communication equipment. Works great in racing applications where rich air/fuel conditions are required. Unique style with Screamin' Eagle logo. Sold in pairs.

Stock Compression Applications

Designed for modified engines including performance carburetors, high-flow air cleaners, camshafts, exhaust systems and ignition systems in conjunction with stock compression ratios.

31600106 Stock Compression Applications.
Fits '99-later Twin Cam-equipped models, and '86-later Evolution Sportster® 883, 1100 and 1200 models.

31600085 Stock Compression Applications.
Fits '15-later XG models and '17-later Milwaukee-Eight® engine equipped models.

High Compression Applications

These plugs are designed for high performance applications involving modifications in high-flow air cleaners, camshafts, exhaust, performance heads, ignition components, higher compression ratios above Original Equipment configurations or engines specific for racing applications.

31600105 High Compression Applications.
Fits '99-later Twin Cam-equipped models. '86-later XL and XR and Evolution 1340 models equipped with Screamin' Eagle Performance Cylinder Heads.

B. HARLEY-DAVIDSON® GOLD SPARK PLUGS

A special thread and shell coating ensures quick and easy removal from aluminum heads and resists corrosion. A gold palladium insert extends life and improves resistance to corrosion. The tapered tip provides better spark exposure to air/fuel mixture and allows the mixture to flow more easily through gap area for maximum combustibility. Fouling resistance is improved with smaller diameter center electrode wire and insulator tip. Plus, a copper-cored ground electrode runs cooler for extended life.

32365-04 (6R12G)
Fits '86-later XL and '99-later Twin Cam-equipped models or use in place of No. 6R12.

32367-04 (5R6AG)
Fits late '78-'84 Shovelhead and '84-'99 Evolution 1340-equipped models or use in place of Nos. 5R6A and 5RL.

27794-08 (10R12X)
Fits '08-'12 XR models.

C. HARLEY-DAVIDSON ORIGINAL EQUIPMENT SPARK PLUGS

32335-04 (10R12A)
Fits '02-later VRSC™ models.

31600012 (RG6HCC)
Fits '15-later XG models and '17-later Milwaukee-Eight engine equipped models.

32342-04 (5R6A)
Fits late '78-'84 Shovelhead and '84-'99 Evolution 1340-equipped models.

32362-04A (6R12)
Fits '86-later Evolution-equipped XL models and '99-later Twin Cam-equipped models.

32338-04 (4R5) Fits '71-'85 Iron Sportster.

32336-04 (4R)
Fits '54-'56 KH, '57-'70 XL-900, '71-'85 Iron Sportster and '48-'74 FX and FLH models.

32337-04 (3-4) Fits '48-'74 FLH/FX.

NEW

Terminal Construction ensures solid watertight connection with standard or performance spark plug wires.

Built-In Suppressor/Resistor reduces radio noise and interference.

Plated Jacket helps prevent corrosion in harsh weather and temperature conditions.

Fine Wire Center Electrode promotes ignitability and enhances start-up.

Platinum Pads on both electrodes reduce gap erosion for longer plug life.

"V-trimmed" Ground Electrode reduces shrouding to promote flame propagation.

RCT (Ribbed Core Technology) provides improved resistance to plug fouling. The rib's proximity promotes spark discharge to the shell on plugs that are starting to foul, allowing the air/fuel charge in the cylinder to ignite and clear the plug.

A. SCREAMIN' EAGLE PERFORMANCE SPARK PLUG



B. HARLEY-DAVIDSON GOLD SPARK PLUGS



C. HARLEY-DAVIDSON ORIGINAL EQUIPMENT SPARK PLUGS

D. H-D® ORIGINAL EQUIPMENT BRAKE PADS

Front

41300169 Front.
Fits '16-later XG models.

42897-08 Front.
Fits '08-later VRSC™ models.

42897-06A Front.
Fits '06-'07 VRSC models.

41300004 Front.
Fits '14-later XL models.

42831-04A Front.
Fits '04-'13 XL models.

42739-08 Front.
Fits '08-'13 XR models.

46363-11 Front.
Fits '12-later Dyna® and '11-'14 Softail® (except Springer®) models.

41300102 Front.
Fits '15-later Softail models.

44082-08 Front.
Fits '08-'11 Dyna and '08-'10 Softail (except Springer) models.

41854-08 Front.
Fits '08-later Touring and '08-'13 Trike models.

44063-83C Front.
Fits '84-'99 XL, '84-'86 FX, '84-'99 FXR, '91-'99 Dyna, '00-later Springer, '84-'99 Softail and '84-'99 FLHR, FLHT and FLT models.

41300027 Front.
Fits '14-later Trike models.

Front & Rear

41300072 Front/Rear.
Fits '15 XG models

44082-00D Front/Rear.
Fits front and rear brakes on '00-'05 VRSC, '00-'03 XL and '00-'07 Dyna, Softail and Touring models (except front brakes on FXSTS and FLSTS Springer). Does not fit '06-'07 rear brakes on FLSTFSE, FXST, FXSTB and FXSTS models.

Rear

41300161 Rear.
Fits '16-later XG models.

42850-06B Rear.
Fits '06-later VRSC models.

41300053 Rear.
Fits '14-later XL models.

42029-07 Rear.
Fits '07-'13 XL models.

42836-04A Rear.
Fits '04-'06 XL models.

42310-08 Rear.
Fits '08-'13 XR models.

42298-08 Rear.
Fits '08-later Dyna and Softail models.

44209-87C Rear.
Fits late '87-'99 XL, FXR, Softail and '91-'99 Dyna models.

41852-08B Rear.
Fits '08-later Touring models. Does not fit Trike models.

43957-86E Rear.
Fits '86-'99 FLHR, FLHS, FLHT and FLT models.

41300033 Rear.
Fits '14-later Trike models.

83911-09B Rear.
Fits '09-'13 Trike models.

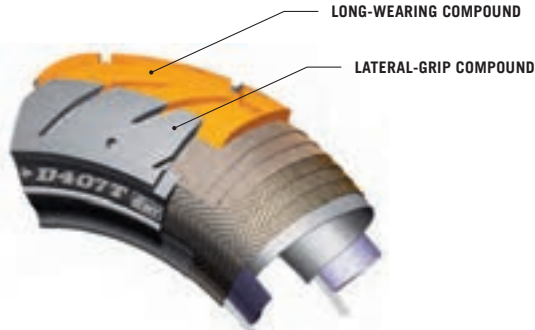


D. H-D ORIGINAL EQUIPMENT BRAKE PADS

DUNLOP® • HARLEY-DAVIDSON®

Since 1984, Dunlop Tires has provided Original Equipment and service replacement tires for Harley-Davidson Motorcycles. Dunlop is recognized as the world-leader in motorcycle tire design, engineering and manufacturing excellence.

DUNLOP • HARLEY-DAVIDSON TIRE SERIES



Dunlop D407 tires feature MT Multi-Tread™ technology that pairs a long-wearing center compound with a high-grip side compound for improved ride, handling and tread life.

Refer to the tables on page 908-914 for proper fitment.

Not all products are available in all countries – please consult your dealer for details.

DUNLOP • HARLEY-DAVIDSON
D402 TOURING TIRE



DUNLOP® • HARLEY-DAVIDSON® TIRES

D407/D407T/D408 TOURING

The D407/D408 tire is constructed for '09-later FL Touring, select Softail® and specific Custom Vehicle Operations (CVO) models and is available exclusively through Harley-Davidson Dealers. The FL Touring rear tires feature Dunlop's advanced MT Multi-Tread™ technology.

- Tire features bold Harley-Davidson script on the sidewall.
- MT Multi-Tread rear tire incorporates a tough tread compound in the center that runs cooler to provide stability, excellent traction under braking and long life and to each side is a section of lateral-grip compound that enhances traction at higher lean angles for great grip while cornering.
- Reinforced multi-layer tire carcass gives the tire strength for long life and provides stability at highway speeds and maximum lean angles.
- Bold, angled lateral grooves in the tread pattern evacuate water from the contact patch on wet roads.
- The D407/D408 is available in blackwall, slim white and wide-white sidewall styles.
- The D407T is only available in blackwall style.



Blackwall

Slim Whitewall



D402 TOURING

Built with a three-ply polyester casing with two fiberglass belts, the D402 offers greater load-carrying capacity and stability.

- Computer-optimized tread profile with offset center groove improves rider confidence over rain grooves and steel-grated bridges, while reducing cupping for even wear.
- The D402 is available in blackwall, slim whitewall, wide whitewall and engraved wide whitewall styles.

Blackwall

Slim Whitewall

Wide Whitewall

Engraved Wide Whitewall



Blackwall

Wide Whitewall

Blackwall

Blackwall

D401 CRUISER

An advanced tread pattern and specifically formulated compound deliver outstanding grip in wet or dry weather and provide long tire life.

- D401 tires use bias or bias-belted construction and incorporate a computer-optimized tread profile to reduce cupping for even wear.

GT502 PERFORMANCE

GT502 Performance Tires feature an optimized profile, contact patch and compound for superior grip in dry conditions, with solid grip during wet weather riding conditions.

SIGNATURE SERIES

Signature Series Tires are packed with features for responsive handling and confident cornering to tighten the connection between you and the road.

MICHELIN® TIRES

Since 1889, Michelin has been a leader in the tire industry. From introducing the world's first radial tire in 1946, to being the first to use radial motorcycle tires in race competition, Michelin has demonstrated its dedication to producing some of the world's most innovative tire products. A leader in racing technology, Michelin researches, tests and develops tire solutions in the most demanding form of racing competition. Harley-Davidson® motorcycle riders benefit from that technology, as Michelin transfers track technology into Harley-Davidson motorcycle riding confidence and performance.



MICHELIN

MICHELIN
SCORCHER® 31
BLACKWALL

*Refer to the tables on page
908-914 for proper fitment.*

*Not all products are available in all countries –
please consult your dealer for details.*



MICHELIN® • HARLEY-DAVIDSON® TIRES

MICHELIN SCORCHER® TIRES

Made exclusively for Harley-Davidson

The Scorchers are the first Michelin – Harley-Davidson co-branded tires, with a bold Harley-Davidson script on the sidewall. Featuring an exceptional combination of durability, comfort and handling. The Scorchers "11" and Scorchers "31" are factory-installed on many models, and can be installed as a replacement tire on other specified models.

- **Rear Tire Architecture:**
Provides stability, great handling, plus comfort.
- **3 Polyester Carcass Plies:**
Strong and supple casing for comfort on long rides.
- **2 Aramid Belt Plies:**
Maintains consistent contact patch for a long and even wear life.

MICHELIN *Scorchers* 31**Remarkable Grip:**

Innovative rubber compounds, incorporating know-how derived from Michelin's decades of road-racing experience, provide remarkable grip on both wet and dry roads.

Exceptional Comfort and Handling:

The supple casing design and profile of MICHELIN Scorchers "31" tires promote rock-solid handling on winding roads.

Long Mileage:

Michelin carbon black-enriched rubber compounds promote excellent durability without compromising performance.

MICHELIN *Scorchers* 11**Outstanding Grip:**

Semi-slick tread pattern maximizes the contact patch for excellent adhesion on dry roads. Optimized tread groove design efficiently evacuates water for dependable wet grip.

Excellent Tread Life:

Derived from Michelin's championship-winning racing tires, newly developed rubber compounds combine durability and high performance.

Precise Handling:

The latest generation of Michelin radial technology allows for easy maneuverability and impressive agility.



908 GARAGE

Tires – Sportster® Models

ORIGINAL EQUIPMENT AND RECOMMENDED REPLACEMENT TIRES

| Model Fitment | Stock or Optional Fitment | Tread | Size | Rim Size in Inches | Sidewall Style | Part Number |
|--|----------------------------------|--------------|------------|--------------------|----------------|--------------------|
| SPORTSTER – FRONT | | | | | | |
| DUNLOP® HARLEY-DAVIDSON® PERFORMANCE TIRES | | | | | | |
| '96-'03 XL1200 Sport | Stock | | | | | |
| '04-later XL (except XL Custom, XL1200CX, XL1200T, XL1200X, XL1200V, XR1200®/X™ or '11-later XL883L) Requires installation of matching GT502 Rear Tire P/N 40555-04A | Optional | GT502F | 100/90-19 | 2.15 x 19 | BW | 40554-04A |
| '16-later XL1200CX | Stock | GT502F | 120/70R-19 | 3.00 x 19 | BW | 43100026†† |
| '96-'10 XL883C | Optional | | | | | |
| '96-'10 XL1200C | Optional | GT502F | 80/90-21 | 2.15 x 21 | BW | 43117-09 |
| DUNLOP HARLEY-DAVIDSON TIRE SERIES | | | | | | |
| '10-later XL1200X | Stock '10 | D402F | MT90B16 | 3.00 x 16 | BW | 43022-91A |
| '08-'13 XR1200/X | Stock '08-'11 | D209F RP | 120/70ZR18 | 3.50 x 18 | BW | 43229-08 |
| '04-later XL (except XL Custom, XL1200CX, XL1200T, XL1200X, XL1200V, XR1200/X or '11-later XL883L) | (BW) | | | | WWW | 55193-10 |
| | Stock '04-'10 | D401F | 100/90-19 | 2.15 x 19 | BW | 43112-91A |
| '91-'09 XL883, XL883R, XL883 Hugger® (except XL Custom) | Stock | D401F | 100/90-19 | 2.15 x 19 | BW | 43112-91A |
| '88-'03 XL1200 (except XL Custom, XL Sport) | | | | | | |
| '83-'84 XR1000 | | | | | | |
| '96-'10 XL883C / XL1200C | Stock | D402F | MH90-21 | 2.15 x 21 | BW | 43104-93A |
| '12-'16 XL1200V | Stock | D402F | MH90-21 | 2.15 x 21 | MWW | 43100004†† |
| MICHELIN® HARLEY-DAVIDSON TIRE SERIES | | | | | | |
| '11-later XL1200C | Stock '11-later | SCORCHER 31 | 130/90B16 | 3.00 x 16 | BW | 55035-11A†† |
| '10-later XL1200X | | | | | | |
| '11-later XL883L | Stock | SCORCHER 11F | 120/70ZR18 | 3.50 x 18 | BW | 40879-11A†† |
| '08-'13 XR1200/X | Stock '12-'13 | | | | | |
| '14-later XL1200T | Stock | SCORCHER 11T | 120/70ZR18 | 3.50 x 18 | BW | 43100021A†† |
| '04-later XL (except XL Custom, XL1200CX, XL1200T, XL1200X, XL1200V, XR1200/X or '11-later XL883L) | Stock '11-later | SCORCHER 31 | 100/90B19 | 2.15 x 19 | BW | 43258-07B†† |
| '12-'16 XL1200V | Optional | SCORCHER 31 | 80/90-21 | 2.15 x 21 | BW | 41036-12†† |
| '04-'10 XL 883C | | | | | | |
| '04-'10 XL 1200C | | | | | | |
| SPORTSTER – REAR | | | | | | |
| DUNLOP HARLEY-DAVIDSON PERFORMANCE TIRES | | | | | | |
| '04-later XL (except XL1200CX, XL1200T, XL1200X, XL1200V, XR1200/X, '11-later XL883L or '11-later XL1200C) Installation on models with 19" front wheel requires installation of matching GT502F Front Tire P/N 40554-04A | Optional | GT502 | 150/80B16 | 3.00 x 16 | BW | 40555-04A |
| '96-'03 XL1200 Sport | Stock | GT502 | 130/90B16 | 3.00 x 16 | BW | 40556-06A |
| '16-later XL1200CX | Stock | GT502 | 150/70R18 | 4.25 x 18 | BW | 43200030†† |
| DUNLOP HARLEY-DAVIDSON TIRE SERIES | | | | | | |
| '04-later XL (except XL1200CX, XR1200/X, XL1200V, XL1200T, '11-later XL883L or '11-later XL1200C) | Stock '04-'10 | D401 | 150/80B16 | 3.00 x 16 | BW | 43264-02†† |
| '04-later XL (except XL1200CX, XL1200X, XL1200V, XR1200/X, XL1200T, '11-later XL883L or '11-later XL1200C) | Optional | D401 | 150/80B16 | 3.00 x 16 | WWW | 55192-10 |
| '12-later XL1200V | Stock | D401 | 150/80B16 | 3.00 x 16 | MWW | 43200007 |
| '81-'03 XL (except XL1200 Sport) | Stock | D401 | 130/90B16 | 3.00 x 16 | BW | 40565-91B |
| '08-'13 XR1200/X | Stock '08-'11 | D209HD | 180/55ZR17 | 5.50 x 17 | BW | 43231-08 |
| MICHELIN HARLEY-DAVIDSON TIRE SERIES | | | | | | |
| '04-later XL (except XL1200CX, XR1200/X, XL1200T or '11-later XL883L) | Stock '11-later (except XL1200V) | SCORCHER 31 | 150/80B16 | 3.00 x 16 | BW | 40878-11†† |
| '11-later XL883L | Stock | SCORCHER 11 | 150/60ZR17 | 4.50 x 17 | BW | 43216-11†† |
| '14-later XL1200T | Stock | SCORCHER 11T | 150/70ZR17 | 4.50 x 17 | BW | 43200026A†† |
| '08-'13 XR1200/X | Stock '12-'13 | SCORCHER 11 | 180/55ZR17 | 5.50 x 17 | BW | 43200011†† |

†† (E)

Sidewall Style Key:

- BW** – Blackwall
- SWW** – Slim Whitewall
- MWW** – Medium Whitewall
- WWW** – Wide Whitewall
- EWWW** – Engraved Wide Whitewall

Not all products are available in all countries – please consult your dealer for details.



WARNING: Use only Harley-Davidson specified tires. See a Harley-Davidson dealer. Using non-specified tires can adversely affect stability, handling or braking, which could result in death or serious injury.

ORIGINAL EQUIPMENT AND RECOMMENDED REPLACEMENT TIRES

| Model Fitment | Stock or Optional Fitment | Tread | Size | Rim Size in Inches | Sidewall Style | Part Number |
|--|---------------------------|-------------|-----------|--------------------|----------------|--------------------|
| DYNA – FRONT | | | | | | |
| DUNLOP® HARLEY-DAVIDSON® PERFORMANCE TIRES | | | | | | |
| '02-later Dyna (except FLD, FXDF, FXDFSE, FXDSE and FXDWG models) | Optional | GT502F | 100/90-19 | 2.15 x 19 | BW | 40554-04A |
| '00-'01 FXDX | Stock | | | | | |
| '93-later FXDWG | Stock '10-'11 | GT502F | 80/90-21 | 2.15 x 21 | BW | 43117-09 |
| DUNLOP HARLEY-DAVIDSON TIRE SERIES | | | | | | |
| '08-later FXDF | Stock | D427F | 130/90B16 | 3.00 x 16 | BW | 43218-08†† |
| '09-'10 FXDFSE | | | | | | |
| '12-'16 FLD | Stock | D402F | 130/70B18 | 3.50 x 18 | BW | 43371-07A†† |
| '91-later Dyna models (except FLD, FXDF, FXDFSE, FXDSE and FXDWG models) | Stock '91-'09 | D401F | 100/90-19 | 2.15 x 19 | BW | 43112-91A |
| '84-'94 FXR (except FXLR, FXR2) | Stock | | | | | |
| '83-'92 FXRT | Stock | | | | | |
| '06-later Dyna models (except FLD, FXDF, FXDFSE, FXDSE and '10-later FXDWG) | Optional | D401F | 100/90-19 | 2.15 x 19 | WWW | 55193-10 |
| '06-'08 FXDWG | Optional | D402F | MH90-21 | 2.15 x 21 | MWW | 43100004†† |
| '93-'08 FXDWG | Stock | D402F | MH90-21 | 2.15 x 21 | BW | 43104-93A |
| '81-'86 FXWG | | | | | | |
| '87-'94 FXLR | | | | | | |
| '99 FXR2 | | | | | | |
| '07-'08 FXDSE | | | | | | |
| MICHELIN® HARLEY-DAVIDSON TIRE SERIES | | | | | | |
| '06-later Dyna (except FLD, FXDF, FXDFSE and FXDWG models) | Stock '10-later | SCORCHER 31 | 100/90-19 | 2.15 x 19 | BW | 43258-07B |
| '10-later FXDWG | Stock '12-later | SCORCHER 31 | 80/90-21 | 2.15 x 21 | BW | 41036-12†† |
| DYNA – REAR | | | | | | |
| DUNLOP HARLEY-DAVIDSON PERFORMANCE TIRES | | | | | | |
| '00-'01 FXDX | Stock | GT502 | 150/80B16 | 3.00 x 16 | BW | 40555-04A |
| '02-'05 Dyna | Optional | | | | | |
| '10-later FXDWG | Stock '10-'11 | GT502 | 180/60B17 | 4.50 x 17 | BW | 43197-04B |
| Replacement Tire for Harley-Davidson Wide Tire Kits P/N 44075-04, 43705-06, 43768-06 | Optional | | | | | |
| DUNLOP HARLEY-DAVIDSON TIRE SERIES | | | | | | |
| '82-'00 FXR | Stock | D401 | 130/90B16 | 3.00 x 16 | BW | 40565-91B |
| '82-'92 FXRT | | | | | | |
| '91-'01 Dyna (except '00-'01 FXDX) | Stock | D401 | 150/80B16 | 3.00 x 16 | BW | 43264-02†† |
| '02-'05 Dyna | | | | | | |
| '08-later FXDF | Stock | D427 | 180/70B16 | 5.00 x 16 | BW | 43228-08†† |
| '09-'10 FXDFSE | | | | | | |
| '07-'08 FXDSE | Stock | D407 | 170/60R17 | 4.50 x 17 | BW | 41998-07 |
| '06-later Dyna (except FLD, FXDF, FXDFSE, FXDSE and '10-later FXDWG) | Stock '06-'09 | K591 | 160/70B17 | 4.50 x 17 | BW | 43169-00A |
| | Optional | D401 | | | WWW | 43200020†† |
| '12-'16 FLD | Stock | D401 | 160/70B17 | 4.50 x 17 | BW | 43200015†† |
| MICHELIN HARLEY-DAVIDSON TIRE SERIES | | | | | | |
| '06-later Dyna (except FLD, FXDF, FXDFSE, FXDSE and '10-later FXDWG) | Stock '10-later | SCORCHER 31 | 160/70B17 | 4.50 x 17 | BW | 43250-07B†† |
| '10-later FXDWG | Stock '12-later | SCORCHER 31 | 180/60B17 | 4.50 x 17 | BW | 43200005†† |

†† (E)

Sidewall Style Key:

- BW – Blackwall
- SWW – Slim Whitewall
- MWW – Medium Whitewall
- WWW – Wide Whitewall
- EWVV – Engraved Wide Whitewall



WARNING: Use only Harley-Davidson specified tires. See a Harley-Davidson dealer. Using non-specified tires can adversely affect stability, handling or braking, which could result in death or serious injury.

910 GARAGE

Tires – Softail® Models

ORIGINAL EQUIPMENT AND RECOMMENDED REPLACEMENT TIRES

| Model Fitment | Stock or Optional Fitment | Tread | Size | Rim Size in Inches | Sidewall Style | Part Number |
|---|---|-------------|-----------|--------------------|--------------------------|---|
| SOFTAIL – FRONT | | | | | | |
| DUNLOP® HARLEY-DAVIDSON® PERFORMANCE TIRES | | | | | | |
| '84-'07 FXST | Optional | GT502F | 80/90-21 | 2.15 x 21 | BW | 43117-09 |
| '99-'07 FXSTB | | | | | | |
| '86-'07 FXSTC | | | | | | |
| '00-'07 FXSTD | | | | | | |
| '88-'06 FXSTS | | | | | | |
| DUNLOP HARLEY-DAVIDSON TIRE SERIES | | | | | | |
| '87-later FLSTC | (BW) Stock '87-later (WWW) Stock '09-later | D402F | MT90B16 | 3.00 x 16 | EWWW WWW SWW BW | 43124-94B 43118-92A^{††} 43115-91A 43022-91A |
| '97-'03 FLSTS | (WWW) Stock | | | | | |
| '93-later FLSTN | (BW) Stock | | | | | |
| '86-'10 FLST | | | | | | |
| '90-'06 FLSTF | | | | | | |
| '05-'07 FLSTSC | Stock | | | | | |
| '08-'11 FLSTSB | | | | | | |
| '14-'15 FLSTNSE | Stock | D402F | MT90B16 | 3.00 x 16 | WWW | 43118-92A^{††} |
| '05 FLSTFSE | | | | | | |
| '12-later FLS | Stock | D402F | MT90B16 | 3.00 x 16 | BW | 43022-91A |
| '16-later FLSS | | | | | | |
| '07-later FLSTF | Stock | D408F | 140/75R17 | 3.50 x 17 | BW | 41474-06B^{††} |
| '10-later FLSTFB | | | | | | |
| '16-later FLSTFBS | | | | | | |
| '06 FLSTFSE | | | | | | |
| '10-'12 FLSTSE | | | | | | |
| '08-'09 FXSTSSE | Stock | D408F | 130/70R18 | 3.50 x 18 | BW | 41999-07B |
| '08-'09 FXCW | | | | | | |
| '08-'11 FXCWC | Stock | D408F | 90/90-19 | 2.15 x 19 | BW | 41566-08B |
| '84-'07 FXST | | | | | | |
| '99-'07 FXSTB | Stock | D402F | MH90-21 | 2.15 x 21 | BW | 43104-93A |
| '86-'07 FXSTC | | | | | | |
| '00-'07 FXSTD | | | | | | |
| '03-'04 FXSTDSE | | | | | | |
| '88-'06 FXSTS | | | | | | |
| '07 FXSTSSE | Stock | D408F | MH90-21 | 2.15 x 21 | BW | 43390-08A^{††} |
| '11-'13 FXS | | | | | | |
| '08-'15 FXST | | | | | | |
| '08-'09 FXSTB | | | | | | |
| '08-'10 FXSTC | | | | | | |
| '13-later FXSB, FXSBSE | Stock | D408F | 130/60B21 | 3.50 x 21 | BW | 43100008^{††} |
| MICHELIN® HARLEY-DAVIDSON TIRE SERIES | | | | | | |
| '07-later FLSTF | Optional | SCORCHER 11 | 140/75R17 | 3.50 x 17 | BW | 43100016^{††} |
| '10-later FLSTFB | | | | | | |
| '16-later FLSTFBS | | | | | | |

†† 

Sidewall Style Key:

- BW** – Blackwall
- SWW** – Slim Whitewall
- MWW** – Medium Whitewall
- WWW** – Wide Whitewall
- EWWW** – Engraved Wide Whitewall

Not all products are available in all countries – please consult your dealer for details.



WARNING: Use only Harley-Davidson specified tires. See a Harley-Davidson dealer. Using non-specified tires can adversely affect stability, handling or braking, which could result in death or serious injury.

ORIGINAL EQUIPMENT AND RECOMMENDED REPLACEMENT TIRES

| Model Fitment | Stock or Optional Fitment | Tread | Size | Rim Size in Inches | Sidewall Style | Part Number |
|---|--|------------------------------|--|--------------------|--------------------------|--|
| SOFTAIL – REAR | | | | | | |
| DUNLOP® HARLEY-DAVIDSON® PERFORMANCE TIRES | | | | | | |
| '03-'05 Softail (except FXSTD, FLSTS) Replacement tire for Harley-Davidson Wide Tire Kits P/N 43684-99A, 43685-00A, 44490-00A | Optional | GT502 | 150/80B16 | 3.00 x 16 | BW | 40555-04A |
| '04 FXSTDSE | Stock | GT502 | 180/60B17 | 4.50 x 17 | BW | 43197-04B |
| DUNLOP HARLEY-DAVIDSON TIRE SERIES | | | | | | |
| '87-'02 FLSTC | (BW) Stock | | | | | |
| '90-'02 FLSTF | (BW) Stock | | | | | |
| '97-'02 FLSTS | (WWW) Stock | | | | | |
| '93-'93 FLSTN | (WWW) Stock | | | | | |
| '86-'90 FLST | Stock | D402 | MT90B16 | 3.00 x 16 | EWWW WWW SWW BW | 43125-94B 43119-92A 43114-91B 43102-91B |
| '99-'02 FXST | Stock | | | | | |
| '95-'97 FXSTSB | Stock | | | | | |
| '95-'99 FXSTC | (BW) Stock | | | | | |
| '95-'02 FXSTS | (BW) Stock | | | | | |
| '99-'02 FXSTB | Stock | D402 | MT90B16 | 3.00 x 16 | BW | 43102-91B |
| '14-'15 FLSTNSE | Stock | D402 | MU85B16 | 3.00 X 16 | WWW | 43353-03†† |
| '05-later FLSTN | (WWW) Stock | | | | | |
| '03 FLSTS | (WWW) Stock | D402 | MU85B16 | 3.00 x 16 | EWWW WWW SWW BW | 43167-08 43353-03†† 43332-04 43200001†† |
| '11-'13 FXS | (BW) Stock | | | | | |
| '12-later FLS | Stock | D402 | MU85B16 | 3.00 x 16 | BW | 43200001†† |
| '16-later FLSS | | | | | | |
| '84-'90 FXST | | | | | | |
| '84-'94 FXSTC | Stock | D401 | 130/90B16 | 3.00 x 16 | BW | 40565-91B |
| '84-'94 FXSTS | | | | | | |
| '03-later FLSTC | (BW) Stock (WWW) Stock '09-later (SWW) Option (EWWW) Option | D401 D402 D402 D402 | 150/80B16 MU85B16 MU85B16 MU85B16 | 3.00 x 16 | BW WWW SWW EWWW | 43264-02†† 43353-03†† 43332-04 43167-08 |
| '03-'05 Softail (except FXSTD, FLSTS) | | | | | | |
| '03-'06 FLSTF | | | | | | |
| '05 FLSTFSE | Stock | D401 | 150/80B16 | 3.00 x 16 | BW | 43264-02†† |
| '05-'07 FLSTSC | | | | | | |
| '06-'10 FLST | | | | | | |
| '00-'07 FXSTD (except '04 FXSTDSE) | Stock | K591 | 160/70B17 | 4.50 x 17 | BW | 43169-00A |
| '03 FXSTDSE | | | | | | |
| '07-later FLSTF | | | | | | |
| '10-later FLSTFB | | | | | | |
| '16-later FLSTFBS | | | | | | |
| '06 FLSTFSE | Stock | D407 | 200/55R17 | 6.00 x 17 | BW | 43242-06B†† |
| '06-'15 FXST | | | | | | |
| '06-'09 FXSTB | | | | | | |
| '06-'10 FXSTC | | | | | | |
| '06 FXSTS | | | | | | |
| '07-'08 FXSTSSE | | | | | | |
| '08-'11 FLSTSB | Stock | D401 | 200/55R17 | 6.00 x 17 | BW | 43970-08 |
| '10-'12 FLSTSE | Stock | D407 | 200/50R18 | 6.00 x 18 | BW | 41771-10 |
| '16-later FXSE | | | | | | |
| '08-'09 FXCWC | | | | | | |
| '08-'11 FXCWC | | | | | | |
| '13-later FXSB, FXSBSE | Stock | D407 | 240/40R18 | 8.00 x 18 | BW | 41688-08A†† |
| '16-later FXSE | | | | | | |
| '09 FXSTSSE | | | | | | |
| MICHELIN® HARLEY-DAVIDSON TIRE SERIES | | | | | | |
| '07-later FLSTF | | | | | | |
| '10-later-FLSFTB | Optional | SCORCHER 11 | 200/55R17 | 6.00 x 17 | BW | 43200022†† |
| '16-later FLSFTBS | | | | | | |

††

Sidewall Style Key:

- BW** – Blackwall
- SWW** – Slim Whitewall
- MWW** – Medium Whitewall
- WWW** – Wide Whitewall
- EWWW** – Engraved Wide Whitewall

WARNING: Use only Harley-Davidson specified tires. See a Harley-Davidson dealer. Using non-specified tires can adversely affect stability, handling or braking, which could result in death or serious injury.

912 GARAGE

Tires – Touring Models

ORIGINAL EQUIPMENT AND RECOMMENDED REPLACEMENT TIRES

| Model Fitment | Stock or Optional Fitment | Tread | Size | Rim Size in Inches | Sidewall Style | Part Number | | | | | | |
|---|---|-------------|-----------|--------------------|--------------------------|---|----------|-------------|-----------|-----------|----|---------------------|
| DUNLOP® HARLEY-DAVIDSON® TIRE SERIES | | | | | | | | | | | | |
| '14-later FLHRC | Stock | D402F | MT90B16 | 3.00 x 16 | WWW | 43118-92A †† | | | | | | |
| '05 FLHTCSE | Stock | D402F | MT90B16 | 3.00 x 16 | BW | 43022-91A | | | | | | |
| '06-'08 FLHTCUSE | Stock | | | | | | | | | | | |
| '09-'13 FLHRC and FLHRC/TLE Sidecar | Stock | D408F | 130/90B16 | 3.00 x 16 | WWW | 43211-09A †† | | | | | | |
| '04-'08 TLE/Ultra Side Car | Optional | D402F | MT90B16 | 3.00 x 16 | EWWW WWW SWW BW | 43124-94B 43118-92A †† 43115-91A 43022-91A | | | | | | |
| '98-'08 FLTR | SWW '98-'02, BW '03-'08 | | | | | | | | | | | |
| '98-'08 FLHRC | WWW Stock | | | | | | | | | | | |
| '94-'08 FLHR (except '07-'08 FLHRSE) | SWW Stock | | | | | | | | | | | |
| '84-'08 FLHX | BW Stock | | | | | | | | | | | |
| '84-'93 FLHS | Optional | | | | | | | | | | | |
| '83-'08 FLHTC/U | SWW Stock | | | | | | | | | | | |
| '83-'08 FLHT | SWW '83-'08, BW '03-'08 | | | | | | | | | | | |
| '81-'96 FLT, FLTC, FLTCU | SWW Stock | | | | | | | | | | | |
| '81-'84 FLH, FLH C | Optional | | | | | | | | | | | |
| '16-later FLTRU | Stock | D408F | 130/80B17 | 3.00 x 17 | BW | 43109-09A †† | | | | | | |
| '16 FLTRUSE | | | | | | | | | | | | |
| '14-later FLHR | | | | | | | | | | | | |
| '14-later FLHTCU | | | | | | | | | | | | |
| '14-later FLHTK/FLHTKSE | | | | | | | | | | | | |
| '14-later FLHP | | | | | | | | | | | | |
| '14-later FLHTP | | | | | | | | | | | | |
| '09-'13 FLHP/E FLHTP | (SWW) Stock (BW) Stock (SWW) Stock (BW) Stock (SWW) Stock (BW) Stock (BW) Stock | D408F | 130/80B17 | 3.00 x 17 | BW SWW | 43109-09A †† 43115-09A †† | | | | | | |
| '09-'13 FLHR | | | | | | | | | | | | |
| '09-'10 FLHT | | | | | | | | | | | | |
| '09-'13 FLHTC/U | | | | | | | | | | | | |
| '09-'13 FLHTCUSE | | | | | | | | | | | | |
| '10-'13 FLHTK | | | | | | | | | | | | |
| '09 FLHX, FLTR | | | | | | | | | | | | |
| '11-'13 FLTRU | | | | | | | | | | | | |
| '09-'13 TLE Sidecar (except FLHRC/TLE) | | | | | | | Optional | D402F | 130/70-18 | 3.50 x 18 | BW | 43371-07A †† |
| '04-'08 FL Touring models equipped with 18" accessory Front Wheel (except '07-'08 FLHRSE) | | | | | | | Optional | | | | | |
| '07-'08 FLHRSE | Stock | D408F | 130/70R18 | 3.50 x 18 | BW | 41999-07B | | | | | | |
| '10-'13 FLHX and FLTRX | Stock | D408F | 130/70B18 | 3.50 x 18 | BW | 44026-09A †† | | | | | | |
| '10 FLHXSE | | | | | | | | | | | | |
| '09 FLTRSE | | | | | | | | | | | | |
| '11 FLTRUSE | | | | | | | | | | | | |
| '09-later Touring models equipped with 18" accessory wheels | | | | | | | Optional | | | | | |
| '15-later FLTRX, FLTRXS | | | | | | | | | | | | |
| '14-later FLHX, FLHXS | | | | | | | | | | | | |
| '13-'14 FLHRSE | Stock | D408F | 130/60B19 | 3.50 x 19 | BW | 43100013 †† | | | | | | |
| '12-'13 FLTRXSE | | | | | | | | | | | | |
| '11-later FLHXSE | | | | | | | | | | | | |
| '16-later FXSE | | | | | | | | | | | | |
| '09-later Touring models equipped with 19" accessory wheels | | | | | | | Optional | | | | | |
| '09-later FLHR, FLHTCU, FLHTCUTC, FLHTCUL, FLHTCULTC, FLTRU, FLHTK, FLHTKL, FLHTKSE | | | | | | | Optional | SCORCHER 31 | 130/80B17 | 3.00 x 17 | BW | 43100014 |
| '09-'13 FLHT, FLHTC, FLTR, FLHTCUSE | | | | | | | | | | | | |
| '09 FLHX | Optional | SCORCHER 31 | 130/70B18 | 3.50 x 18 | BW | 43100015 | | | | | | |
| '09-later FLHP/E, FLHTP | | | | | | | | | | | | |
| '10-'13 FLHX and FLTRX | | | | | | | | | | | | |
| '09-later Touring models equipped with 18" accessory wheels | Optional | SCORCHER 31 | 130/60B19 | 3.50 x 19 | BW | 43100023 | | | | | | |
| '15-later FLTRX, FLTRXS | | | | | | | | | | | | |
| '14-later FLHX, FLHXS | | | | | | | | | | | | |
| '09-later Touring models equipped with 19" accessory wheels | | | | | | | | | | | | |

MICHELIN® HARLEY-DAVIDSON TIRE SERIES

†† (E)

Sidewall Style Key:

BW – Blackwall
SWW – Slim Whitewall
MWW – Medium Whitewall
WWW – Wide Whitewall
EWWW – Engraved Wide Whitewall

Not all products are available in all countries – please consult your dealer for details.



WARNING: Use only Harley-Davidson specified tires. See a Harley-Davidson dealer. Using non-specified tires can adversely affect stability, handling or braking, which could result in death or serious injury.

ORIGINAL EQUIPMENT AND RECOMMENDED REPLACEMENT TIRES

| Model Fitment | Stock or Optional Fitment | Tread | Size | Rim Size in Inches | Sidewall Style | Part Number |
|--|---------------------------|-------------|------------|--------------------|----------------|--------------------|
| TOURING – REAR | | | | | | |
| DUNLOP® HARLEY-DAVIDSON® TIRE SERIES | | | | | | |
| '14-later Touring (except FLHRC, FLHRSE, FLHXSE) | Stock | D407T | 180/65B16 | 5.00 x 16 | BW | 43200027†† |
| '09-'13 FLHP/E FLHTP | Stock | D407T | 180/65B16 | 5.00 x 16 | BW | 43200027†† |
| '09-later FLHRC | Stock | D407 | 180/65B16 | 5.00 x 16 | WWW | 43230-09†† |
| '09-'13 FLHTC | (SWW) Stock | | | | | |
| '09-'13 FLHTCU | (SWW) Stock | | | | | |
| '09-'13 FLHR | (SWW) Stock | | | | | |
| '09-'10 FLHT | (BW) Stock | D407T | 180/65B16 | 5.00 x 16 | BW | 43200027†† |
| '09-'13 FLHTCUSE | (BW) Stock | D407 | 180/65B16 | 5.00 x 16 | SWW | 43332-09†† |
| '10-'13 FLHTK | (SWW) Stock | | | | | |
| '09-'13 FLHX | (BW) Stock | | | | | |
| '09-'13 FLTR/U | (BW) Stock | | | | | |
| '10-'13 FLTRX | (BW) Stock | | | | | |
| '04-'05 FLHTCSE | | | | | | |
| '06-'08 FLHTCUSE | Stock | D402 | MU85B16 | 3.00 x 16 | BW | 43200001†† |
| '04-'08 FLHX | Stock | D402 | MU85B16 | 3.00 x 16 | BW | 43200001†† |
| | Optional | | | | SWW | 43332-04 |
| '04-'08 FLHR (except '07-'08 FLHRSE) | (SWW) Stock | | | | | |
| '04-'08 FLHRC | (WWW) Stock | | | | | |
| '04-'08 FLHT | (BW) Stock | D402 | MU85B16 | 3.00 x 16 | EWWW | 43167-08 |
| '04-'08 FLHTC | (SWW) Stock | | | | WWW | 43353-03†† |
| '04-'08 FLHTCU | (SWW) Stock | | | | SWW | 43332-04 |
| '04-'08 FLTR | (BW) Stock | | | | BW | 43200001†† |
| '81-'84 FLH | (SWW) Stock | | | | | |
| '94-'03 FLHR | (SWW) Stock | | | | | |
| '98-'03 FLHRC | (WWW) Stock | | | | | |
| '81-'93 FLHS | (SWW) Stock | | | | EWWW | 43125-94B |
| '83-'03 FLHT | (SWW) Stock | D402 | MT90B16 | 3.00 x 16 | WWW | 43119-92A |
| '83-'03 FLHTC/U | (SWW) Stock | | | | SWW | 43114-91B |
| '81-'85 FLT | (SWW) Stock | | | | BW | 43102-91B |
| '98-'03 FLTR | (SWW) Stock | | | | | |
| '81-'03 CLE, RLE, TLE/Ultra Sidecar | (SWW) Stock | | | | | |
| '07-'08 FLHRSE | Stock | D407 | 170/60R17 | 4.50 x 17 | BW | 41998-07 |
| '13-'14 FLHRSE | | | | | | |
| '12-'13 FLTRXSE | | | | | | |
| '11 FLTRUSE | Stock | D407 | 180/55B18 | 5.00 x 18 | BW | 44006-09†† |
| '10-later FLHXSE | | | | | | |
| '09 FLTRSE | | | | | | |
| MICHELIN® HARLEY-DAVIDSON TIRE SERIES | | | | | | |
| '09-later Touring (except FLHRSE, FLHXSE, FLTRSE, FLTRXSE, FLTRUSE) | Optional | SCORCHER 31 | 180/65B16 | 5.00 x 16 | BW | 43200021 |
| TRIKE – FRONT | | | | | | |
| DUNLOP HARLEY-DAVIDSON TIRE SERIES | | | | | | |
| '09-later FLHTCUTG | (BW) Stock | D402F | MT90B16 | 3.00 x 16 | EWWW | 43124-94B |
| | | | | | WWW | 43118-92A†† |
| | | | | | SWW | 43115-91A |
| | | | | | BW | 43022-91A |
| '15-later FLRT | Stock | D408F | 130/60B19 | 3.50 x 19 | BW | 43100013†† |
| TRIKE – REAR | | | | | | |
| DUNLOP HARLEY-DAVIDSON TIRE SERIES | | | | | | |
| '15-later FLRT | Stock | | | | | |
| '09-later FLHTCUTG | Stock | SIGNATURE | P205/65R15 | 5.50 x 15 | BW | 83324-09A†† |
| H-D® Trike models equipped with accessory wheel P/N 55069-11 or 55130-11 | Optional | SIGNATURE | P205/60R16 | 5.50 x 16 | BW | 83665-11A |

††

Sidewall Style Key:

- BW** – Blackwall
- SWW** – Slim Whitewall
- MWW** – Medium Whitewall
- WWW** – Wide Whitewall
- EWWW** – Engraved Wide Whitewall



WARNING: Use only Harley-Davidson specified tires. See a Harley-Davidson dealer. Using non-specified tires can adversely affect stability, handling or braking, which could result in death or serious injury.

Not all products are available in all countries – please consult your dealer for details.

914 GARAGE

Tires – Street™ & VRSC™ Models

ORIGINAL EQUIPMENT AND RECOMMENDED REPLACEMENT TIRES

| Model Fitment | Stock or Optional Fitment | Tread | Size | Rim Size in Inches | Sidewall Style | Part Number |
|--|---------------------------|-------------|------------|--------------------|----------------|-------------------|
| VRSC – FRONT | | | | | | |
| DUNLOP® HARLEY-DAVIDSON® TIRE SERIES | | | | | | |
| '02-later VRSC models | Stock '02-'10 | D208F | 120/70ZR19 | 3.00 x 19 | BW | 43172-01B |
| MICHELIN® HARLEY-DAVIDSON TIRE SERIES | | | | | | |
| '09-later VRSCF | Stock '11-later | SCORCHER 11 | 120/70ZR19 | 3.00 x 19 | BW | 43213-11†† |
| '07-later VRSCDX | Stock '11-later | | | | | |
| '07-'10 VRSCAW | Optional | | | | | |
| '07 VRSCX | Optional | | | | | |
| '06 VRSCF | Optional | | | | | |
| VRSC – REAR | | | | | | |
| DUNLOP HARLEY-DAVIDSON TIRE SERIES | | | | | | |
| '07-'10 VRSCAW | Stock | D419 Elite | 240/40R18 | 8.00 x 18 | BW | 41473-06 |
| '07-later VRSCDX | Stock '07-'10 | | | | | |
| '09-later VRSCF | Stock '07-'10 | | | | | |
| '06 VRSCSE | Stock | | | | | |
| '07 VRSCX | Stock | | | | | |
| Replacement Tire for Harley-Davidson Wide Tire Kit P/N 43687-06 | Optional | | | | | |
| '02-'08 VRSC (except '06 VRSCSE, VRSCAW, VRSCDX, VRSCX and VRSCF). | Stock | D207 | 180/55ZR18 | 5.50 x 18 | BW | 43173-01 |
| MICHELIN HARLEY-DAVIDSON TIRE SERIES | | | | | | |
| '09-later VRSCF | Stock '11-later | SCORCHER 11 | 240/40R18 | 8.00 x 18 | BW | 43189-11†† |
| '07-later VRSCDX | Stock '11-later | | | | | |
| '07-'10 VRSCAW | Optional | | | | | |
| '07 VRSCX | Optional | | | | | |
| '06 VRSCSE | Optional | | | | | |
| STREET – FRONT | | | | | | |
| MICHELIN HARLEY-DAVIDSON TIRE SERIES | | | | | | |
| '15-later XG | Stock | SCORCHER 11 | 100/80-17 | 2.50 x 17 | BW | 43100017†† |
| STREET – REAR | | | | | | |
| MICHELIN HARLEY-DAVIDSON TIRE SERIES | | | | | | |
| '15-later XG | Stock | SCORCHER 11 | 140/75R15 | 3.50 x 15 | BW | 43200023†† |

RECOMMENDED REPLACEMENT INNER TUBES AND RIM BANDS

| Dunlop Inner Tubes | Part Number | Michelin Inner Tubes | Part Number |
|---|------------------|---|-----------------|
| 16" MT/MU90-16 Side Metal Valve | 40558-82 | 16" Side Metal Valve | 40572-11 |
| 16" MT/MU90-16 Center Metal Valve | 40575-05 | Fits 130/90-16, 150/80-16, MT90-16 and MU85-16 tire/rim | |
| 16" 180/65-16 Center Metal Valve | 40592-09 | 16" Center Metal Valve | 40876-11 |
| 17" 130/80-17 Center Metal Valve | 40593-09 | Fits 130/90-16, 150/80-16, MT90-16 and MU85-16 tire/rim | |
| 17" 160/70-180/60-17 Center Metal Valve | 40502-06 | 17" Center Metal Valve | 41314-10 |
| 17" 200/55R17 Center Metal Valve | 41491-08 | Fits 17" 160/70-17 and 180/60-17 tire/rim | |
| 19" MJ/MM90-19 Center Metal Valve with Adapter Ring | 41188-06 | 19" Center Metal Valve | 41316-10 |
| 19" 120/70R19 Center Metal Valve | 41007-07 | Fits 19" 100/90-19 tire/rim | |
| 21" MH90-21 Center Metal Valve | 43140-80 | 19" Center Metal Valve | 43233-11 |
| | | Fits VRSC models with 120/10-19 Radial front tires | |
| | | 21" Center Metal Valve | 40941-12 |
| | | Fits 80/90-21 and MH90-21 tire/rim | |
| Dunlop Rim Bands | | Michelin Rim Bands | |
| 16" Center Valve Smooth Profile Rim | 43164-05 | 16" Side Metal Valve Rim (3" x 16") | 40875-11 |
| 16" MT90-16 Side Valve Rim | 43147-40 | 16" Center Metal Valve Rim (3" x 16") | 40877-11 |
| 16" 180/65-16 Center Valve Rim | 43099-09 | 17" Center Valve Rim (4.5" x 17"/18") | 41319-10 |
| 17" Center Valve Rim | 43101-06 | 19" Center Valve Rim (1.6"/2.0" x 18"/19") | 41323-10 |
| 17" Center Valve Radical Rim | 40916-08 | 19" VRSC 120/10-19 Radial Rim (2.15"/3" x 17"/18"/19") | 42039-11 |
| 17" 130/80-17 Center Valve Rim | 43341-09A | 21" Center Metal Valve Rim (1.6"/1.85" x 17"/18"/19") | 40954-12 |
| 19" Center Valve Rim | 43145-47 | | |
| 19" Center Valve Radial Rim | 41996-07 | | |
| 21" Center Valve Rim | 43939-89 | | |

††

Not all products are available in all countries – please consult your dealer for details.



WARNING: Use only Harley-Davidson specified tires. See a Harley-Davidson dealer. Using non-specified tires can adversely affect stability, handling or braking, which could result in death or serious injury.

| STREET™ | |
|------------------------------|-----------|
| Windshields & Headlamps | 22 |
| Seating | 23-24 |
| Backrests & Racks | 25 |
| Saddlebags & Luggage | 26-27 |
| Engine Guards/Protection | 28-29 |
| Handlebars | 30 |
| Hand & Foot Controls | 31-33 |
| Mirrors & Chassis Trim | 34-35, 38 |
| Engine Trim | 36-37 |
| Wheels & Axle Trim | 38-39 |
| Screamin' Eagle® Performance | 40-41 |

| VRSC™ | |
|-----------------------|-------|
| Windshields | 50-51 |
| Lighting | 51 |
| Seating | 52-53 |
| Backrests & Racks | 53-54 |
| Saddlebags | 55 |
| Engine Trim | 56-57 |
| Wheels & Brake Rotors | 58 |
| Chassis Trim | 59 |
| Brakes | 60-61 |
| Hand Controls | 62-63 |
| Foot Controls | 64-65 |
| Engine Guards | 65 |

| SPORTSTER® | |
|------------------------------|---------|
| Windshields | 84-88 |
| Seating | 89-96 |
| Backrests & Racks | 96-104 |
| Saddlebags & Luggage | 105-110 |
| Auxiliary Power & Charging | 111 |
| Fit Matrix/Suspension | 112-115 |
| Foot Controls & Highway Pegs | 116-119 |
| Engine Guards & Soft Lower | 120-121 |
| Chassis Trim – Front End | 122-124 |
| Chassis Trim – Brakes | 125 |
| Chassis Trim – Rear End | 126-127 |
| Engine Covers | 128-130 |
| Engine Trim | 131-135 |
| Oil Coolers | 136 |
| Gauges | 136-137 |
| Chassis Trim – Bodywork | 137-139 |

| DYNA® | |
|------------------------------|---------|
| Windshields | 156-161 |
| Seating | 162-170 |
| Backrests & Racks | 171-178 |
| Saddlebags & Luggage | 179-183 |
| Auxiliary Power & Charging | 184 |
| Fit Matrix/Suspension | 185-187 |
| Foot Controls & Highway Pegs | 188-194 |
| Engine Guards | 194-195 |
| Chassis Trim – Front End | 196-200 |
| Chassis Trim – Brakes | 201-202 |
| Chassis Trim – Rear End | 203-206 |
| Chassis & Tank Trim | 207-209 |

| SOFTAIL® | |
|---------------------------------|---------|
| Windshields | 230-238 |
| Seating | 239-250 |
| Backrests & Racks | 251-261 |
| Saddlebags & Luggage | 262-272 |
| Tank & Console Trim | 273-274 |
| Tool Rolls | 274 |
| Auxiliary Power & Charging | 275 |
| Fit Matrix/Suspension | 276-277 |
| Foot Controls | 278-287 |
| Engine Guards & Highway Pegs | 288-289 |
| Chassis Trim – Front End | 290-296 |
| Chassis Trim – Rear End | 297-302 |
| Chassis Trim – Brakes | 303-305 |
| Chassis Trim – Engine & Fenders | 306-311 |

| TOURING & TRIKE | |
|----------------------------------|---------|
| Windshields | 342-351 |
| Windshield Pouches | 352-353 |
| Fairing Lower & Accessories | 354-357 |
| CoolFlow Fan | 358 |
| Seating | 359-376 |
| Backrests & Racks | 377-391 |
| Tour-Pak™ Luggage | 392-396 |
| Tour-Pak Accessories | 397-405 |
| Saddlebags & Accessories | 406-417 |
| Luggage Accessories | 418-424 |
| Paint Protection | 425-427 |
| Auxiliary Power & Charging | 428-431 |
| Fit Matrix/Suspension | 432-435 |
| Foot Controls | 436-446 |
| Engine Guards & Center Stands | 447-449 |
| Chassis Trim – Front End | 450-454 |
| Chassis Trim – Brakes | 455-457 |
| Chassis Trim – Fairing & Console | 458-476 |
| Chassis Trim – Fenders | 477-481 |
| Chassis Trim – Rear End | 482-485 |

| SCREAMIN' EAGLE | |
|-------------------------------|---------|
| Street Tuner | 492-493 |
| Milwaukee-Eight® Powertrain | 494-503 |
| Twin Cam Powertrain | 504-529 |
| Sportster® Powertrain | 530-539 |
| Air Filters & Spark Plugs | 540-543 |
| Crate Engines & Transmissions | 544-550 |
| LongBlock Program | 551-553 |

| ENGINE TRIM | |
|---------------------------------|---------|
| Milwaukee-Eight Accessories | 556-561 |
| Air Cleaner Covers | 562-564 |
| Derby, Timer & Air Cleaner Trim | 565-574 |
| Engine Trim – Big Twin | 575-587 |
| Oil Coolers & Dipsticks | 588-591 |
| Hardware & Hardware Covers | 592-599 |

| CONTROLS | |
|--------------------------------------|---------|
| Hand Grip & Foot Control Collections | 602-624 |
| Footpegs & Footboards | 625-629 |
| Highway Pegs & Footpeg Hardware | 630-631 |
| Mirrors | 632-638 |
| Hand Controls & Levers | 639-648 |
| Control Cables & Brake Lines | 649 |
| Handlebars | 650-673 |
| Handlebar Risers | 674-677 |

| AUDIO & GAUGES | |
|--------------------------------|---------|
| Boom! Audio – Touring Bikes | 680-683 |
| Boom! Audio – Stage II | 684-690 |
| Boom! Audio – Stage I | 691-696 |
| Boom! Audio – Pre-Rushmore | 697-708 |
| Headsets | 709-711 |
| Antenna Systems | 712-713 |
| Phone Mounts & Accessories | 714-715 |
| Boom! Audio – Cruiser Bikes | 716-717 |
| GPS Navigation | 718-720 |
| Auxiliary Power & Charging | 721-723 |
| Gauges | 724-729 |
| Clocks & Air Temp | 730 |
| Fuel Gauges, Caps & Medallions | 731-735 |

| LIGHTING | |
|--------------------------------|------------------|
| Headlamps & Auxiliary Lighting | 738-753 |
| Headlamp Trim | 754-759 |
| Turn Signals | 760-769 |
| Tail & Brake Lamps | 770-773, 775-777 |
| Decorative LED Lighting | 774, 778 |
| License Mounts & Accessories | 779-781 |
| Horns & Horn Covers | 782-783 |
| Electrical Connectors | 784-785 |

| WHEELS | |
|-------------------|---------|
| Custom Wheels | 788-801 |
| Sprockets | 802-803 |
| Brake Rotors | 804-805 |
| Wheel Accessories | 806-807 |

| LUGGAGE | |
|---------------------------------|---------|
| Touring Luggage & Accessories | 810-816 |
| Swingarm, Fork & Sissy Bar Bags | 817-819 |
| Windshield & Fairing Bags | 820-822 |
| Storage & Travel-Paks | 823-825 |
| Tie-Downs & Accessories | 825 |
| Flags | 826-827 |

| COLOR SHOP | |
|---------------------------|---------|
| Custom Paint Sets | 830-835 |
| Color-Matched Accessories | 836-846 |
| Paints | 847 |
| Medallions & Decals | 848-849 |

| GARAGE | |
|---------------------------------------|---------|
| Surface Care Products | 852-861 |
| Motorcycle Covers | 862-866 |
| Garage Storage | 867-869 |
| Motorcycle Lifts & Tie-Downs | 871-873 |
| Security Locks & Systems | 874-879 |
| Oil Change Accessories | 880-883 |
| Tire Gauges & Air Pumps | 884-885 |
| Battery Chargers | 886-888 |
| Flashlights | 888 |
| Tools | 889-890 |
| Oil & Lubricants, Solvents & Sealants | 891-897 |
| Batteries | 898 |
| Oil & Air Filters | 899-901 |
| Spark Plugs | 902 |
| Brake Pads | 903 |
| Tires | 904-914 |

916 PART#/PAGE# REFERENCE

| | | | | | | | | | | | |
|-----------|----------|-----------|----------|-----------|----------|------------|---------------|------------|----------|-----------|----------|
| 8060 | 598 | 17655-05 | 129 | 25334-99A | 573 | 27956-10 | 567 | 29415-99 | 573 | 31783-00 | 134, 586 |
| 8061 | 598 | 17707-11 | 577 | 25336-06 | 572 | 28714-10 | 541, 901 | 29416-04 | 132, 568 | 31901-08A | 543 |
| 8062 | 598 | 17709-11 | 577 | 25338-99A | 569 | 28716-10A | 507 | 29417-04 | 568 | 31902-08A | 543 |
| 8063 | 598 | 17964-99 | 579 | 25340-99A | 571 | 28720-10 | 508 | 29424-05A | 541, 901 | 31907-08A | 543 |
| 8064 | 598 | 17966-99 | 579 | 25364-01B | 578 | 28721-10 | 509 | 29430-06 | 572 | 31930-99C | 543 |
| 8065 | 598 | 18013-03A | 519, 537 | 25369-01B | 579 | 28722-10 | 509 | 29431-97 | 591 | 31932-99C | 543 |
| 8066 | 598 | 18241-04 | 134 | 25372-02A | 570 | 28728-10 | 514, 534, 564 | 29437-01A | 900 | 31937-99C | 543 |
| 8067 | 598 | 18262-00 | 583 | 25391-90T | 571 | 28739-10 | 508, 532 | 29462-99 | 900 | 31939-99C | 543 |
| 8071 | 598 | 18278-06 | 583 | 25440-04A | 132, 568 | 28740-10 | 508, 532 | 29503-07 | 513 | 31944-99C | 543 |
| 8072 | 598 | 18404-08 | 519 | 25441-04A | 568 | 29006-09B | 507 | 29509-06 | 900 | 31946-99C | 543 |
| 8073 | 598 | 18572-13 | 519, 537 | 25454-01 | 574 | 29017-09 | 508 | 29510-05 | 514 | 31956-04B | 543 |
| 8074 | 598 | 19176-16 | 546 | 25460-04 | 130 | 29080-09 | 532 | 29585-07DH | 564 | 31958-04B | 543 |
| 14093-84 | 848 | 19221-15 | 545 | 25460-06 | 130 | 29084-04DH | 133, 564 | 29586-06 | 514 | 31963-89B | 543 |
| 14813-03 | 476 | 19264-06D | 546 | 25460-94 | 130 | 29098-09 | 507 | 29600-00 | 595 | 31964-89C | 543 |
| 14814-03 | 476 | 19293-06D | 546 | 25482-10 | 518 | 29119-08 | 514 | 29624-08 | 514 | 31965-08A | 543 |
| 16205-10 | 584 | 19293-16 | 546 | 25486-05 | 129 | 29138-91A | 562 | 29633-08 | 900 | 31967-08A | 543 |
| 16213-10 | 561, 584 | 19296-06D | 546 | 25562-09 | 566 | 29153-07 | 562 | 29702-08A | 541, 901 | 32042-07 | 582 |
| 16295-07A | 130 | 19678-13C | 546 | 25563-09 | 131, 566 | 29170-08 | 514 | 29703-00 | 595 | 32047-99A | 569 |
| 16309-04A | 56 | 19678-16 | 546 | 25638-07 | 518 | 29191-08 | 900 | 29754-01 | 562 | 32077-07 | 582 |
| 16318-07B | 306, 580 | 19811-16 | 546 | 25913-99 | 595 | 29193-08DH | 564 | 29765-01 | 562 | 32092-98B | 543 |
| 16326-02 | 580 | 19973-16K | 547 | 26082-05C | 589 | 29243-97 | 569 | 29769-01 | 562 | 32093-98B | 543 |
| 16326-07B | 580 | 20022-16 | 547 | 26151-07B | 588 | 29253-08B | 507 | 29770-01 | 57 | 32095-98B | 542 |
| 16327-01A | 580 | 24017-10 | 520 | 26155-07A | 589 | 29259-86 | 900 | 29782-07 | 534 | 32184-08A | 492 |
| 16327-06B | 580 | 24018-10 | 520 | 26155-09A | 589 | 29259-91A | 900 | 29784-07 | 539 | 32228-16 | 547 |
| 17528-92 | 580 | 25127-04A | 133, 571 | 26157-07A | 588 | 29264-08 | 532 | 29793-02C | 56 | 32303-08A | 543 |
| 17529-92 | 580 | 25130-04A | 132, 569 | 26157-11A | 588 | 29291-95 | 900 | 29823-04 | 133, 571 | 32318-08A | 543 |
| 17530-92 | 580 | 25213-04 | 130 | 26792-01 | 57 | 29299-08 | 507 | 29903-07A | 525 | 32325-08A | 543 |
| 17537-07A | 130 | 25247-99 | 579 | 27040-88T | 591 | 29314-08 | 900 | 29985-87 | 430 | 32335-04 | 902 |
| 17537-96C | 130 | 25256-93A | 580 | 27483-07A | 586 | 29319-08 | 514 | 29999-97B | 430 | 32336-04 | 902 |
| 17551-04 | 130 | 25268-84A | 580 | 27539-08A | 525 | 29325-95A | 900 | 30003-10 | 539 | 32337-04 | 902 |
| 17572-99 | 579 | 25282-11 | 520 | 27543-08 | 524 | 29328-99 | 571 | 31335-03A | 586 | 32338-04 | 902 |
| 17573-99A | 579 | 25284-11 | 520 | 27557-08 | 524 | 29331-04 | 900 | 31559-99A | 586 | 32342-04 | 902 |
| 17618-99A | 578 | 25307-06 | 129 | 27564-09A | 524 | 29331-96 | 900 | 31619-06A | 586 | 32359-00C | 543 |
| 17620-99 | 578 | 25331-10 | 567 | 27794-08 | 902 | 29341-02 | 570 | 31621-06A | 586 | 32360-00C | 543 |
| 17645-07A | 129 | 25333-10 | 131, 567 | 27939-08 | 568 | 29377-08 | 900 | 31709-04 | 208 | 32362-04A | 902 |

| | | | | | | | | | | | |
|------------|---------------|-----------|----------|------------|---------------|-----------|---------------|-----------|---------------|-----------|---------------|
| 32365-04 | 902 | 33397-07A | 116 | 34760-04 | 130, 133, 574 | 38753-04A | 548 | 40941-12 | 914 | 41503-10 | 799 |
| 32367-04 | 902 | 33398-06A | 116 | 34760-94 | 130 | 38843-08 | 640 | 40954-12 | 914 | 41509-10 | 799 |
| 32414-09 | 131, 566 | 33745-09 | 191 | 34761-04A | 130, 133, 574 | 38845-08 | 640 | 40955-05 | 201, 305, 457 | 41566-08B | 910 |
| 32415-09 | 566 | 33760-09 | 282, 439 | 34790-05 | 129, 133, 574 | 38853-08 | 641 | 40959-05 | 201, 305, 457 | 41583-03 | 293 |
| 32519-10 | 567 | 33761-09 | 191 | 34794-05A | 129 | 40006-85 | 890 | 41007-07 | 914 | 41583-07 | 293 |
| 32520-10 | 131, 567 | 33778-09 | 119 | 34840-09 | 119 | 40079-10 | 280 | 41036-12 | 908, 909 | 41596-00A | 297 |
| 32571-98A | 133, 573 | 33801-09 | 282, 439 | 34848-09 | 191 | 40084-10 | 279 | 41144-97 | 806 | 41597-00 | 199, 293 |
| 32581-90TB | 133, 571 | 33814-98A | 282, 439 | 34850-09 | 282, 439 | 40091-10 | 436 | 41145-97 | 806 | 41597-07 | 293 |
| 32584-88TA | 133, 574 | 33840-09 | 282, 439 | 34856-06A | 596 | 40120-09 | 206, 802 | 41146-97 | 806 | 41610-02 | 453 |
| 32585-90T | 133, 571 | 33876-07 | 281, 438 | 34932-04 | 130 | 40121-09 | 302, 802 | 41148-98 | 806 | 41688-08A | 911 |
| 32662-99A | 573 | 33892-98 | 116 | 34943-05 | 129 | 40126-00 | 803 | 41149-98 | 806 | 41704-09 | 204, 300 |
| 32668-98A | 132, 569 | 33909-08A | 278 | 34967-04 | 616 | 40225-10 | 792 | 41150-98 | 806 | 41705-09 | 204, 300 |
| 32677-01 | 574 | 33946-05 | 609 | 35286-10 | 32, 617 | 40447-01 | 803 | 41161-01 | 781 | 41706-09 | 204, 300 |
| 32679-99A | 574 | 34016-08 | 191, 279 | 35471-05 | 283, 438 | 40447-07 | 803 | 41170-03 | 781 | 41771-10 | 911 |
| 32689-99A | 571 | 34018-08 | 282, 439 | 35495-06 | 283 | 40451-07 | 803 | 41171-03 | 806 | 41775-04B | 283, 442, 647 |
| 32690-99A | 595 | 34023-08 | 281, 437 | 36808-05 | 647 | 40502-06 | 914 | 41174-07 | 802 | 41777-05A | 283, 442, 647 |
| 32698-02A | 570 | 34043-10 | 191, 279 | 37103-08 | 590 | 40554-04A | 908, 909 | 41188-06 | 914 | 41800-08 | 280 |
| 32714-98A | 641 | 34045-10 | 281, 437 | 37105-99 | 579 | 40555-04A | 908, 909, 911 | 41202-08 | 301 | 41805-08 | 279 |
| 32715-98 | 201, 304, 457 | 34469-01 | 579 | 37116-06 | 579 | 40556-06A | 908 | 41221-08 | 297 | 41830-05A | 804 |
| 32745-99 | 593 | 34469-06B | 579 | 37123-98A | 590 | 40558-82 | 914 | 41314-10 | 914 | 41831-05A | 804 |
| 32747-99 | 593 | 34469-99B | 579 | 37135-06 | 578 | 40565-91B | 908, 909, 911 | 41316-10 | 914 | 41832-05A | 804 |
| 32753-01 | 582 | 34521-06B | 578 | 37189-99 | 578 | 40572-11 | 914 | 41319-10 | 914 | 41842-06 | 201, 304, 641 |
| 32964-06 | 572 | 34535-00B | 281, 437 | 37193-11 | 577 | 40575-05 | 914 | 41323-10 | 914 | 41843-08 | 456, 641 |
| 32972-04A | 132, 568 | 34539-00 | 191, 279 | 37195-11 | 577 | 40592-09 | 914 | 41371-08 | 453 | 41850-08 | 31, 612 |
| 32975-04A | 568 | 34541-00 | 579 | 37198-11 | 577 | 40593-09 | 914 | 41420-08 | 199 | 41852-08B | 903 |
| 33006-14 | 547 | 34551-09 | 64 | 37756-07 | 206 | 40778-08 | 801 | 41449-10 | 610 | 41854-08 | 903 |
| 33040-03A | 548 | 34608-95 | 618 | 37757-07 | 302, 802 | 40779-08 | 801 | 41451-08C | 39, 807 | 41880-07 | 799 |
| 33045-03A | 548 | 34627-99 | 615 | 37833-10 | 803 | 40789-08 | 799 | 41453-08C | 807 | 41883-07 | 799 |
| 33100-03A | 548 | 34633-85T | 625 | 37834-10 | 803 | 40802-08 | 801 | 41454-08B | 807 | 41886-07 | 799 |
| 33101-03A | 548 | 34635-90T | 619 | 37938-08KA | 56, 550 | 40875-11 | 914 | 41455-08C | 807 | 41889-07 | 799 |
| 33102-03A | 548 | 34669-09A | 613 | 37951-98 | 550 | 40876-11 | 914 | 41456-08C | 807 | 41981-08 | 801 |
| 33103-03A | 548 | 34671-10 | 31, 610 | 37980-10 | 550 | 40877-11 | 914 | 41458-08 | 453 | 41983-08 | 801 |
| 33111-02 | 583 | 34689-04 | 614 | 38002-04 | 550 | 40878-11 | 908 | 41473-06 | 914 | 41996-07 | 914 |
| 33137-04 | 548 | 34690-08 | 31, 612 | 38636-07 | 591 | 40879-11A | 908 | 41474-06B | 910 | 41998-07 | 909, 913 |
| 33395-06A | 116 | 34699-04 | 614 | 38752-04 | 548 | 40916-08 | 914 | 41491-08 | 914 | 41999-07B | 910, 912 |

918 PART#/PAGE# REFERENCE

| | | | | | | | | | | | |
|-----------|----------|-----------|--------------------|-----------|------------------------|-----------|--------------------|-----------|----------------------------|-----------|-------------------|
| 42002-08 | 202 | 42710-04 | 614 | 43147-40 | 914 | 43462-00 | 301 | 43931-08 | 800 | 44368-00A | 805 |
| 42008-09 | 613 | 42711-04 | 614 | 43161-97 | 292 | 43538-09 | 800 | 43939-89 | 914 | 44392-00A | 60, 125, 202, 455 |
| 42012-06A | 60, 455 | 42712-04 | 616 | 43163-08A | 59, 123, 198, 292, 454 | 43577-09 | 800 | 43942-07 | 800 | 44395-00A | 125, 202, 303 |
| 42029-07 | 903 | 42739-08 | 903 | 43164-05 | 914 | 43602-07 | 801 | 43943-01 | 593 | 44395-08 | 202, 303 |
| 42039-11 | 914 | 42831-04A | 903 | 43167-08 | 911, 913 | 43609-07 | 801 | 43957-86E | 903 | 44432-04 | 135 |
| 42047-08 | 202, 303 | 42836-04A | 903 | 43169-00A | 909, 911 | 43634-08 | 58 | 43970-08 | 911 | 44473-02A | 304, 457 |
| 42048-08 | 303 | 42847-10 | 31, 610 | 43172-01B | 914 | 43635-08 | 58 | 43972-08 | 800 | 44474-99 | 201, 305, 456 |
| 42053-05 | 61, 456 | 42850-06B | 903 | 43173-01 | 914 | 43649-08 | 801 | 43973-08 | 800 | 44476-99 | 201, 305, 456 |
| 42054-05 | 61, 456 | 42897-06A | 903 | 43189-11 | 914 | 43703-08 | 801 | 44006-09 | 913 | 44477-99 | 201, 305, 456 |
| 42069-08 | 300 | 42897-08 | 903 | 43197-04B | 909, 911 | 43822-01 | 135, 593 | 44026-09A | 912 | 44497-02 | 57 |
| 42070-07 | 124 | 43013-09A | 127 | 43211-09A | 912 | 43824-03 | 201, 305, 457 | 44056-07 | 800 | 44544-08 | 801 |
| 42072-07 | 127 | 43022-91A | 908, 910, 912, 913 | 43213-11 | 914 | 43833-07A | 807 | 44057-07 | 800 | 44553-06A | 793 |
| 42100-06D | 63, 642 | 43061-04 | 198, 454 | 43216-11 | 908 | 43834-98 | 201, 304, 457 | 44063-83C | 903 | 44622-04 | 124 |
| 42114-06A | 63, 646 | 43062-04 | 198, 454 | 43218-08 | 909 | 43835-98 | 135, 592 | 44082-00D | 903 | 44736-06B | 62 |
| 42117-08A | 642 | 43063-04 | 198, 454 | 43221-08 | 300 | 43848-08A | 807 | 44082-08 | 903 | 44942-08A | 805 |
| 42123-08 | 646 | 43077-11 | 807 | 43228-08 | 909 | 43850-96 | 595 | 44093-96 | 201, 305, 456 | 44944-08A | 805 |
| 42264-08A | 62 | 43078-99 | 852, 858 | 43229-08 | 908 | 43851-11A | 807 | 44095-96 | 201, 305, 456 | 44947-08A | 805 |
| 42270-06B | 62, 640 | 43099-09 | 914 | 43230-09 | 913 | 43854-08A | 807 | 44114-07 | 59, 198, 292, 454 | 44950-08 | 804 |
| 42275-07A | 62, 640 | 43101-06 | 914 | 43231-08 | 908 | 43858-00 | 592 | 44116-07A | 59, 123, 198, 292, 454 | 44959-08 | 804 |
| 42298-08 | 903 | 43102-91B | 911, 913 | 43233-11 | 914 | 43859-00 | 592 | 44117-07A | 38, 59, 123, 198, 292, 454 | 44970-07 | 278 |
| 42310-08 | 903 | 43104-93A | 908, 909, 910 | 43235-08 | 301 | 43861-08A | 807 | 44148-07A | 59, 123, 198, 292, 454 | 44972-08 | 278 |
| 42313-04 | 646 | 43109-09A | 912 | 43242-06B | 911 | 43864-96 | 292, 454 | 44209-87C | 903 | 44992-07 | 640 |
| 42313-07 | 646 | 43112-91A | 908, 909 | 43250-07B | 909 | 43868-99 | 593 | 44248-96 | 615 | 44994-07 | 640 |
| 42476-95 | 618 | 43114-91B | 911, 913 | 43258-07B | 908, 909 | 43876-04 | 125, 302 | 44256-01 | 300 | 45023-02 | 200 |
| 42478-95 | 618 | 43115-09A | 912 | 43264-02 | 908, 909, 911 | 43878-08B | 807 | 44282-07 | 801 | 45075-07 | 640 |
| 42560-09 | 613 | 43115-91A | 910, 912, 913 | 43332-04 | 911, 913 | 43881-96 | 595 | 44296-04 | 135 | 45078-96D | 63, 646 |
| 42629-00 | 32, 620 | 43117-09 | 908, 909, 910 | 43332-09 | 913 | 43884-96 | 593 | 44345-09 | 300 | 45149-99C | 283, 442, 647 |
| 42632-07 | 279 | 43118-92A | 910, 912, 913 | 43341-09A | 914 | 43896-99 | 135, 593 | 44346-06 | 204 | 45281-99D | 642 |
| 42638-03 | 436 | 43119-92A | 911, 913 | 43353-03 | 911, 913 | 43897-86B | 301 | 44357-00A | 805 | 45284-99D | 642 |
| 42638-08A | 436 | 43124-94B | 910, 912, 913 | 43371-07A | 909, 912 | 43899-86A | 123, 198, 292, 454 | 44358-00A | 805 | 45310-98 | 290 |
| 42640-03 | 280 | 43125-94B | 911, 913 | 43390-08A | 910 | 43911-95 | 593 | 44359-00A | 805 | 45355-06A | 642 |
| 42666-03 | 191 | 43132-08 | 204, 300 | 43422-09 | 204, 300 | 43919-07 | 800 | 44360-00A | 805 | 45355-08 | 642 |
| 42679-01 | 629 | 43140-80 | 914 | 43428-09 | 59, 123, 198, 292, 454 | 43925-07 | 800 | 44367-00A | 805 | 45415-82 | 197, 293 |
| 42700-05 | 609 | 43145-47 | 914 | 43430-09 | 61 | 43929-08 | 800 | | | 45424-08 | 134 |

| | | | | | | | | | | | |
|-------------|--------------------|-----------|---------------|------------|---------------|-----------|---------|-----------|---------------|-----------|--------------------|
| 45591-02 | 291, 452 | 46463-08 | 442, 647 | 48220-10 | 183, 261, 597 | 49155-05B | 448 | 50177-95 | 618 | 50610-86T | 118 |
| 45732-86 | 27, 876 | 46477-00 | 196, 290 | 48221-10 | 183, 261, 597 | 49155-09A | 448 | 50178-09 | 619 | 50614-91A | 625 |
| 45737-72A | 877 | 46482-00 | 290 | 48223-10 | 183, 261, 597 | 49171-08 | 278 | 50187-96 | 615 | 50627-08 | 612 |
| 45813-03 | 199, 304, 451 | 46546-03 | 450 | 48225-10 | 183, 261, 597 | 49179-09 | 411 | 50190-96 | 615 | 50631-04 | 441, 616 |
| 45815-03 | 123, 199, 304 | 46548-03 | 411 | 48329-90A | 124, 200 | 49184-09A | 449 | 50193-96 | 287, 446 | 50634-05 | 609 |
| 45848-03 | 199, 304, 451 | 46549-03 | 448 | 48434-05A | 126 | 49200-07A | 288 | 50194-96 | 287, 446 | 50683-04 | 626 |
| 45896-98 | 413 | 46555-03B | 463, 756 | 48452-00 | 299 | 49215-07 | 120 | 50198-97B | 443 | 50688-04 | 626 |
| 45898-08DH | 413 | 46559-03 | 462 | 48607-08A | 297 | 49223-08 | 278 | 50203-04 | 118 | 50695-08A | 612 |
| 45898-10BEO | 413 | 46562-04A | 122 | 48608-09 | 295 | 49249-06 | 192 | 50210-06 | 192 | 50704-04 | 614 |
| 45898-98 | 413 | 46565-04 | 410 | 48609-09 | 200 | 49254-99 | 32, 620 | 50211-04 | 616 | 50710-04 | 614 |
| 45963-97 | 291, 452 | 46595-06A | 58, 199 | 48893-01 | 61 | 49261-00A | 272 | 50227-01 | 190, 279 | 50713-04 | 614 |
| 46086-98A | 874 | 46646-05 | 457, 806 | 48983-09 | 64 | 49267-01A | 65 | 50246-00 | 287, 446 | 50716-04 | 193, 445, 627 |
| 46089-98A | 875 | 46647-05 | 457, 806 | 48990-10 | 32, 617 | 49279-06 | 192 | 50250-04 | 119 | 50752-04 | 193, 287, 445, 628 |
| 46090-98A | 875 | 46718-08 | 612 | 49002-98 | 194 | 49282-09B | 410 | 50269-09 | 613 | 50753-10 | 613 |
| 46097-98 | 199, 296 | 46809-09 | 294, 674 | 49004-00A | 288 | 49283-09 | 411 | 50270-02A | 64 | 50760-10 | 613 |
| 46098-98 | 643 | 46873-09 | 191 | 49004-90 | 288 | 49287-11 | 120 | 50357-04 | 193, 445, 627 | 50763-09 | 118, 192, 443, 629 |
| 46099-98 | 643 | 46875-09 | 433 | 49010-06 | 194 | 49291-07 | 410 | 50370-04 | 614 | 50768-07A | 444 |
| 46109-06 | 200 | 46883-09 | 436 | 49018-88C | 121 | 49312-10 | 31, 610 | 50377-07A | 286 | 50782-91 | 287, 446 |
| 46112-02F | 63, 642 | 46889-06 | 197 | 49019-95 | 194 | 49320-09 | 194 | 50378-07B | 445 | 50789-99B | 444 |
| 46114-07 | 62, 640 | 46944-07A | 640 | 49021-09 | 189 | 49322-04 | 118 | 50379-07B | 445 | 50807-08 | 193, 287, 446, 627 |
| 46129-98B | 124, 200, 296 | 47300-88T | 299 | 49023-02A | 288 | 49349-07 | 192 | 50396-05 | 609 | 50810-08 | 193, 287, 446, 627 |
| 46192-99A | 124, 199 | 47498-09 | 482 | 49037-05A | 288 | 49360-08 | 272 | 50399-07A | 286 | 50827-07A | 631 |
| 46287-04 | 417 | 47596-91B | 301 | 49050-09A | 448 | 49388-09 | 65 | 50400-07A | 286 | 50828-07A | 631 |
| 46302-01 | 282 | 47612-08 | 301 | 49053-04A | 119 | 49440-10 | 289 | 50409-04 | 440 | 50829-07A | 630 |
| 46303-01 | 439 | 47625-09 | 127 | 49060-04 | 120 | 49442-10 | 448 | 50420-05 | 616 | 50830-07A | 630 |
| 46304-01 | 282 | 47630-09 | 301 | 49080-03A | 189 | 49500-92T | 625 | 50451-09 | 285, 619 | 50832-07A | 631 |
| 46305-01 | 439 | 47647-09 | 61 | 49080-06A | 189 | 49742-01A | 64 | 50454-09 | 285 | 50836-07 | 287, 446 |
| 46316-04 | 417 | 47649-09 | 301 | 49087-01 | 411 | 50027-09 | 615 | 50459-06 | 286 | 50855-09 | 289 |
| 46318-04 | 874 | 47660-09 | 301 | 49102-86T | 629 | 50039-10 | 617 | 50460-06 | 286 | 50865-09 | 289 |
| 46363-11 | 903 | 47663-09 | 301 | 49110-98 | 625 | 50051-09 | 615 | 50462-11 | 119 | 50903-85T | 631 |
| 46399-05A | 127 | 47951-10 | 792 | 49117-77TB | 625 | 50056-10 | 32, 617 | 50500-03 | 618 | 50911-08A | 31, 612 |
| 46418-05A | 642 | 48035-09 | 183, 261, 597 | 49128-82 | 625 | 50113-10 | 612 | 50535-09 | 613 | 50915-90T | 619 |
| 46424-05B | 646 | 48211-08 | 299 | 49140-05B | 289 | 50130-95A | 618 | 50549-08 | 612 | 50916-90T | 619 |
| 46425-05A | 190, 283, 442, 647 | 48212-08 | 299 | 49144-86 | 629 | 50131-95A | 618 | 50576-05 | 609 | | |
| | | 48218-10 | 183, 261, 597 | 49149-84A | 625 | 50176-95 | 618 | 50602-00A | 286 | | |

920 PART#/PAGE# REFERENCE

| | | | | | | | | | | | |
|-----------|-----------------------|-----------|-----------------------|-----------|--------------|-----------|---------------|-----------|---------------|-------------|----------|
| 50932-08 | 285 | 51544-01A | 94 | 51763-07 | 247 | 52284-06 | 165 | 52627-09A | 380 | 52920-98B | 383 |
| 50957-02B | 630 | 51579-05A | 382 | 51764-06 | 244 | 52284-96A | 165 | 52631-07 | 100, 174, 255 | 52924-98B | 383 |
| 50964-98 | 631 | 51583-01 | 54 | 51770-09 | 365 | 52288-06 | 163 | 52652-04 | 101, 174, 256 | 52930-05 | 247 |
| 50978-99A | 32, 620 | 51587-05 | 257 | 51778-07 | 52 | 52292-00A | 243 | 52655-84 | 99, 173 | 52933-97C | 380 |
| 51039-05 | 285 | 51600-09 | 53 | 51780-07 | 52 | 52292-94B | 243 | 52657-04B | 383 | 52935-04A | 380 |
| 51060-08 | 441, 626 | 51607-09 | 53 | 51782-07 | 54, 167 | 52296-94B | 92 | 52689-09 | 167 | 52952-97 | 376, 866 |
| 51074-10 | 24, 96, 168 | 51615-09A | 366 | 51783-07 | 54 | 52333-97E | 371 | 52706-07 | 99, 173, 253 | 52975-05 | 362 |
| 51076-10 | 248, 376 | 51615-99C | 366 | 51804-02 | 168, 249 | 52335-97A | 371, 399 | 52709-97C | 382 | 52976-05 | 362 |
| 51078-10 | 24, 96, 168, 248, 376 | 51617-99C | 367 | 51813-09 | 244 | 52347-97 | 101, 175, 257 | 52710-07 | 98 | 52997-98 | 272, 818 |
| 51099-02 | 256 | 51622-07 | 175, 256 | 51841-06 | 244 | 52348-97 | 101, 175, 257 | 52715-04A | 286 | 52998-98 | 272, 818 |
| 51112-00B | 245 | 51630-06 | 367 | 51851-09 | 99, 173, 253 | 52359-06 | 165 | 52723-06A | 380 | 53011-98 | 388 |
| 51132-98 | 101, 175, 257 | 51630-09A | 367 | 51898-05A | 247 | 52378-07 | 166 | 52726-09 | 167 | 53015-05B | 266 |
| 51144-02 | 256 | 51631-09A | 373 | 51902-09 | 247 | 52395-03B | 398 | 52729-08A | 255 | 53020-06A | 172 |
| 51146-10A | 100 | 51633-06A | 383 | 51922-09 | 246 | 52408-07A | 382 | 52737-94A | 99, 173, 253 | 53051-09 | 369 |
| 51161-10A | 174 | 51634-06A | 399 | 51928-01 | 367 | 52412-79A | 101, 175, 257 | 52754-04 | 99, 173, 253 | 53061-00B | 266 |
| 51168-10 | 173 | 51638-97 | 168, 249, 376, 866 | 51929-01 | 367 | 52423-09A | 372 | 52760-11 | 255 | 53066-00D | 271 |
| 51322-08 | 441, 626 | 51639-97 | 24, 168, 249, 866 | 51933-06 | 166 | 52442-04A | 240 | 52783-96B | 172 | 53070-00A | 443 |
| 51345-08 | 284, 626 | 51640-06 | 175, 256 | 51985-08 | 246 | 52447-96 | 375 | 52796-09 | 178 | 53075-03 | 254 |
| 51376-09 | 613 | 51641-06 | 175, 256 | 51998-08 | 246 | 52501-09A | 372 | 52806-94B | 98 | 53086-04 | 383 |
| 51397-06A | 243 | 51676-97A | 24, 96, 168, 249, 375 | 52004-25 | 247 | 52517-94 | 101, 174, 256 | 52825-05 | 383 | 53111-11DHA | 841 |
| 51400-08 | 284, 626 | 52006-47B | 247 | 52017-08 | 96 | 52540-09A | 253 | 52828-11 | 255 | 53111-96DH | 841 |
| 51404-10 | 167 | 52018-08 | 248 | 52018-08 | 248 | 52544-05A | 361 | 52856-06 | 172 | 53116-97DH | 841 |
| 51468-06A | 244 | 52036-08 | 169 | 52038-08 | 248 | 52546-09A | 372 | 52866-06A | 172 | 53147-98C | 396 |
| 51469-06A | 241 | 52066-97C | 364 | 52067-08A | 364 | 52572-09A | 373 | 52872-01 | 109, 270 | 53149-99 | 407 |
| 51470-06A | 240 | 52093-08A | 366 | 52095-08A | 364 | 52583-09A | 373 | 52877-08 | 173 | 53149-99DH | 407 |
| 51471-06 | 163 | 52099-09A | 362 | 52225-89 | 247 | 52587-09 | 373 | 52877-10 | 173 | 53209-09 | 271 |
| 51473-06A | 166 | 52124-09A | 172 | 52265-01A | 364 | 52589-09A | 373 | 52886-98D | 382 | 53246-09C | 391 |
| 51477-06 | 253 | 52274-94B | 399 | 52274-94B | 399 | 52591-09A | 372 | 52892-98B | 398 | 53249-01B | 420 |
| 51507-04 | 94 | 52284-04 | 165 | 52284-04 | 165 | 52593-09A | 372 | 52898-98A | 397 | 53260-02A | 389 |
| 51535-06A | 167 | 52284-06 | 165 | 52284-06 | 165 | 52596-09A | 372 | 52900-09A | 373 | 53260-09B | 389 |
| 51540-01A | 166 | 52284-96A | 165 | 52284-96A | 165 | 52609-05 | 361 | 52909-02 | 99, 173 | 53270-06DH | 841 |
| 51540-04 | 166 | 52288-06 | 163 | 52288-06 | 163 | 52610-09A | 380 | 52912-00 | 247 | 53276-04A | 390 |
| 51540-06 | 166 | 52292-00A | 243 | 52292-00A | 243 | 52612-95 | 101, 175, 257 | 52914-09A | 373 | 53276-09B | 390 |
| 51542-01B | 366 | 52292-94B | 243 | 52292-94B | 243 | 52619-08A | 361 | 52915-07 | 247 | 53285-06 | 419 |
| | | 52296-94B | 92 | 52296-94B | 92 | 52626-04 | 101, 174, 256 | 52918-98B | 364 | 53301-06 | 419 |

| | | | | | | | | | | | |
|-----------|---------------|-------------|---------------|-----------|----------|-----------|---------------|------------|----------|-----------|----------|
| 53302-07 | 419 | 53692-96 | 254 | 53979-07A | 260 | 54290-11 | 102, 176, 258 | 55130-11 | 793 | 56196-08A | 623 |
| 53303-07A | 391 | 53702-04A | 764 | 53988-07 | 597 | 54291-11 | 102, 176, 258 | 55192-10 | 908 | 56223-98 | 674, 676 |
| 53315-09 | 53 | 53711-96A | 103, 177 | 54001-04A | 277 | 54292-11 | 258 | 55193-10 | 908, 909 | 56241-96 | 618 |
| 53370-95C | 254 | 53718-04 | 103, 177, 259 | 54008-04 | 420 | 54296-11 | 254 | 55798-10A | 640 | 56246-08 | 618 |
| 53371-95B | 254 | 53743-97 | 388 | 54014-05 | 421 | 54298-11 | 259 | 55854-07 | 659 | 56246-96A | 618 |
| 53374-03 | 252 | 53797-09 | 173, 597 | 54030-09 | 597 | 54331-04A | 418 | 55857-10B | 651, 663 | 56254-09 | 613 |
| 53378-03A | 252 | 53803-06 | 379, 597 | 54049-10 | 176 | 54332-04B | 418 | 55859-10B | 651, 662 | 56257-09 | 613 |
| 53432-02 | 52 | 53804-06 | 379, 597 | 54051-08A | 271 | 54333-04A | 418 | 55864-09 | 651, 665 | 56263-08 | 618 |
| 53472-09A | 387 | 53810-00C | 252 | 54055-10 | 176 | 54352-09 | 402, 775 | 55869-10 | 617 | 56263-96A | 618 |
| 53494-04A | 104 | 53815-00A | 252 | 54074-10B | 93 | 54360-05 | 396 | 55876-10 | 659 | 56266-09 | 674, 676 |
| 53510-07 | 103, 177, 259 | 53820-00 | 254 | 54075-10B | 164 | 54376-10B | 242 | 55879-10 | 663 | 56267-09 | 674, 675 |
| 53511-06A | 178 | 53821-00A | 254 | 54097-10 | 173, 597 | 54380-11 | 241 | 55881-10 | 663 | 56269-09 | 674, 675 |
| 53512-07A | 104 | 53822-00A | 254 | 54099-10 | 372 | 54381-11 | 241 | 55914-98 | 651, 671 | 56275-08 | 615, 624 |
| 53527-95B | 173, 597 | 53824-00A | 254, 597 | 54145-10 | 440 | 54382-11 | 360 | 55919-82T | 651 | 56275-96B | 615, 624 |
| 53528-95B | 98, 597 | 53842-00C | 475 | 54157-10 | 444 | 54383-11 | 361 | 55954-00 | 651, 664 | 56298-03A | 676 |
| 53529-04 | 98, 597 | 53858-01 | 597 | 54171-11 | 405 | 54384-11 | 163 | 55967-08 | 651, 657 | 56405-08 | 612 |
| 53531-95B | 254, 597 | 53859-02A | 254 | 54187-10 | 610 | 54397-11 | 246 | 55975-08A | 651, 659 | 56459-01A | 609 |
| 53532-02 | 98, 597 | 53862-00 | 103, 177, 259 | 54196-10 | 610 | 54530-10 | 115 | 55977-09A | 651, 658 | 56459-08 | 609 |
| 53533-02B | 173, 597 | 53882-02B | 173, 597 | 54205-09 | 597 | 54564-09 | 433 | 55985-10 | 651, 659 | 56486-01 | 677 |
| 53543-95B | 172 | 53899-02 | 103, 177 | 54205-09A | 378 | 54619-08 | 187 | 55996-09 | 674, 675 | 56512-02C | 623 |
| 53544-04 | 98 | 53913-04 | 98 | 54213-09A | 388 | 54628-06 | 433 | 56021-04B | 651, 652 | 56512-08A | 623 |
| 53545-95A | 98 | 53919-04A | 475 | 54215-09A | 387 | 54630-03A | 435 | 56036-08 | 651, 670 | 56558-95 | 651 |
| 53548-02A | 420 | 53925-04 | 98 | 54234-10 | 630 | 54631-02B | 435 | 56060-01 | 677 | 56563-95 | 651 |
| 53549-95A | 252 | 53928-05 | 257 | 54246-09 | 597 | 54635-09 | 435 | 56063-82A | 674, 676 | 56567-86B | 677 |
| 53559-04B | 271 | 53929-06DH | 109, 270 | 54246-09A | 378 | 54651-05 | 277 | 56066-82A | 674, 676 | 56619-03B | 623 |
| 53566-09A | 387 | 53930-03B | 254 | 54247-09A | 380 | 54704-07 | 113 | 56075-07 | 651, 656 | 56623-99A | 651, 661 |
| 53605-97 | 422, 823 | 53931-03A | 254 | 54248-09A | 380 | 54758-07 | 277 | 56079-93T | 651, 656 | 56626-99 | 822 |
| 53612-08A | 260 | 53932-03A | 254, 597 | 54249-09 | 597 | 55035-11A | 908 | 56085-83T | 651 | 56658-00 | 625 |
| 53618-05A | 255 | 53953-06 | 259 | 54250-10 | 103 | 55066-11 | 793 | 56165-03 | 676 | 56676-02 | 625 |
| 53621-98 | 422, 823 | 53959-06 | 254 | 54252-10 | 177 | 55067-11 | 793 | 56166-08 | 651, 664 | 56740-04 | 614 |
| 53649-05A | 260 | 53961-06 | 173, 597 | 54256-10 | 253 | 55069-11 | 793 | 56170-83TA | 677 | 56740-08 | 614 |
| 53652-05 | 260 | 53963-10DH | 841 | 54258-10A | 252 | 55070-11 | 792 | 56174-03C | 623 | 56741-04 | 614 |
| 53655-04A | 109 | 53963-11DCE | 841 | 54263-10 | 259 | 55071-11 | 792 | 56178-92TA | 677 | 56746-08 | 612 |
| 53665-87 | 401 | 53964-06B | 173, 597 | 54268-10 | 254 | 55128-11 | 793 | 56180-08 | 651, 664 | 56751-04 | 614 |
| 53690-06A | 109, 271, 396 | 53968-06C | 173 | 54283-09A | 386 | 55129-11 | 793 | 56196-03C | 623 | 56760-04 | 651 |

922 PART#/PAGE# REFERENCE

| | | | | | | | | | | | |
|------------|-----------|-----------|----------|-------------|----------|------------|---------------|-------------|-----------------------|------------|----------|
| 56789-05 | 294 | 57301-06 | 160, 231 | 57969-97A | 231 | 58277-95 | 238 | 58652-97A | 236 | 59071-98 | 311 |
| 56799-04 | 609 | 57331-07 | 160, 231 | 57975-99 | 238 | 58278-95 | 235 | 58653-97A | 236 | 59081-96 | 310, 478 |
| 56832-04C | 651, 662, | 57338-08 | 157 | 57981-97 | 343 | 58283-04B | 351 | 58683-89B | 356 | 59133-99 | 458 |
| 56857-05 | 651 | 57340-08 | 157 | 57995-96 | 343 | 58298-87 | 822 | 58684-89B | 356 | 59141-98 | 780 |
| 56857-05A | 657 | 57357-07 | 344 | 58002-09A | 357 | 58301-96 | 347 | 58703-09 | 86, 157 | 59147-96 | 309, 479 |
| 56902-08 | 651, 665 | 57411-08 | 356 | 58022-07A | 357 | 58302-96 | 347 | 58706-09 | 86, 157 | 59209-91T | 308, 477 |
| 56916-07 | 674, 675 | 57454-10 | 610 | 58024-96A | 87 | 58303-96 | 347 | 58714-06 | 356 | 59213-96 | 458 |
| 56926-05A | 623 | 57457-10 | 610 | 58042-08BDK | 838 | 58308-95 | 822 | 58722-09DH | 465 | 59228-91 | 309, 479 |
| 56926-08A | 623 | 57466-10 | 62, 651 | 58042-08DH | 838 | 58314-97 | 347 | 58742-05 | 161, 232, 233, 766 | 59239-93 | 402 |
| 56929-10 | 674, 675 | 57474-11 | 651, 672 | 58053-10 | 86 | 58325-06 | 343 | 58751-05 | 157, 232 | 59285-90 | 310 |
| 56942-10B | 651, 663 | 57478-11 | 209, 825 | 58063-04 | 86, 157 | 58346-06 | 157 | 58770-96 | 237 | 59286-90 | 310 |
| 56981-07 | 62 | 57485-11 | 651, 672 | 58073-09 | 237 | 58347-06 | 157 | 58771-96 | 237 | 59320-07 | 260 |
| 56984-07 | 62 | 57609-08 | 158 | 58120-96A | 349 | 58348-06 | 157 | 58772-97 | 237 | 59336-09 | 776 |
| 56985-07 | 62 | 57610-09 | 50 | 58135-94 | 343 | 58350-96 | 160, 231 | 58779-05 | 233 | 59338-09 | 776 |
| 57015-06 | 159 | 57682-10 | 86 | 58146-07 | 355 | 58361-03 | 158, 233, 750 | 58799-02 | 345 | 59367-97 | 310 |
| 57016-06 | 159 | 57688-10 | 235 | 58156-08A | 349 | 58387-06 | 157, 232 | 58854-05 | 354, 355 | 59369-97 | 310 |
| 57061-09 | 235 | 57716-01 | 87, 158 | 58158-08 | 86, 159 | 58397-00 | 231 | 58854-05DH | 354 | 59380-05 | 776 |
| 57070-97DH | 88, 839 | 57740-05 | 349 | 58161-09 | 237 | 58402-04 | 822 | 58854-09BYM | 354 | 59397-03DH | 480, 838 |
| 57070-98 | 88, 839 | 57754-04 | 238 | 58163-02 | 345 | 58413-06 | 157, 232 | 58865-03 | 158, 233 | 59397-98 | 480, 838 |
| 57109-01 | 51 | 57767-00 | 343 | 58164-96A | 87, 160 | 58433-96 | 343 | 58882-04BDK | 838 | 59473-09 | 205 |
| 57140-05 | 236 | 57768-00 | 343 | 58165-09 | 237 | 58444-06 | 157, 232 | 58882-04DH | 838 | 59582-02A | 309, 479 |
| 57141-05 | 236 | 57799-00 | 169, 249 | 58166-08A | 349 | 58468-09DH | 464 | 58900-11 | 352, 820 | 59651-01 | 310, 478 |
| 57160-05 | 233 | 57800-00 | 427 | 58187-86 | 347 | 58481-02 | 824 | 58904-03 | 353, 821 | 59664-03 | 209, 309 |
| 57164-10 | 346 | 57801-11 | 86 | 58187-96 | 347 | 58508-09DH | 464 | 58907-96B | 231, 237 | 59685-10 | 776 |
| 57166-10A | 350 | 57802-11 | 86 | 58189-98 | 822 | 58519-07A | 461 | 58932-98 | 461 | 59776-10 | 776 |
| 57185-05 | 348 | 57804-07 | 349 | 58192-87A | 87, 160 | 58520-79TC | 345 | 59002-98 | 310, 478 | 59802-05 | 157, 232 |
| 57199-05 | 157, 232 | 57805-03A | 425 | 58194-94 | 343 | 58568-98A | 349 | 59005-98 | 479 | 59863-94T | 781 |
| 57203-07 | 353, 821 | 57837-00A | 231 | 58195-94 | 343 | 58601-04 | 86, 157 | 59013-02A | 480 | 59931-08 | 260 |
| 57205-05 | 51 | 57838-08 | 85, 160 | 58204-98 | 348 | 58602-04 | 86, 157 | 59027-99 | 311 | 60051-01 | 780 |
| 57207-05A | 822 | 57850-01 | 54 | 58207-04 | 348 | 58606-99 | 407 | 59045-00B | 480, 838 | 60060-04 | 781 |
| 57211-05 | 50 | 57861-06 | 50 | 58221-04 | 343 | 58606-99DH | 407 | 59052-98 | 310, 478 | 60065-03 | 780 |
| 57213-06 | 50 | 57870-07 | 50 | 58240-95 | 235 | 58617-09 | 157 | 59054-96 | 838 | 60179-06 | 309, 479 |
| 57251-08 | 231 | 57892-11 | 425 | 58243-95 | 235 | 58630-09 | 157 | 59068-96 | 310, 478 | 60193-07 | 780 |
| 57262-08 | 87 | 57957-98A | 351 | 58248-96 | 352, 821 | 58649-97A | 236 | 59069-96 | 310, 478 | 60210-07 | 780 |
| 57300-06 | 160 | 57965-97A | 160, 231 | 58275-95 | 235 | 58651-97A | 236 | | | 60215-06 | 779 |

| | | | | | | | | | | | |
|-------------|----------|------------|----------|------------|----------|-----------|----------|-----------|----------|-------------|----------|
| 60236-09BEO | 139 | 60766-06 | 574 | 61783-92T | 848 | 63002-09A | 589, 728 | 64937-00A | 250 | 67074-02 | 747 |
| 60236-09DH | 139 | 60782-06A | 579 | 61784-92T | 848 | 63004-09A | 589, 728 | 64938-00 | 250 | 67182-07 | 726 |
| 60236-10BEO | 139 | 60792-06C | 306, 581 | 61785-92T | 848 | 63020-04 | 591 | 64981-09 | 517 | 67313-05A | 726 |
| 60236-10DH | 139 | 60801-06 | 596 | 61814-55T | 848 | 63023-05 | 137, 728 | 65247-09 | 515 | 67315-05A | 726 |
| 60277-07 | 780 | 60815-08A | 306, 581 | 61840-94T | 848 | 63026-05 | 676 | 65271-03 | 57 | 67516-04B | 727 |
| 60280-07 | 780 | 60825-11 | 570 | 61929-98 | 110 | 63027-05 | 676 | 65948-00B | 898 | 67516-08 | 727 |
| 60293-00 | 203 | 60826-11 | 567 | 62027-04 | 110 | 63030-09A | 589, 728 | 65958-04B | 898 | 67522-04B | 727 |
| 60316-00A | 298 | 60845-11 | 572 | 62028-04 | 169 | 63055-09A | 728 | 65989-90B | 898 | 67610-09 | 778 |
| 60379-09A | 126 | 60867-08 | 298 | 62030-04 | 110 | 63065-09A | 589, 728 | 65989-97C | 898 | 67620-09 | 778 |
| 60402-04A | 126 | 60868-10 | 582 | 62063-01 | 425 | 63121-11A | 589 | 65991-82B | 898 | 67671-09 | 778 |
| 60408-09 | 442 | 60876-11A | 577 | 62378-10A | 474 | 63133-10A | 139, 734 | 66006-29F | 898 | 67679-09 | 778 |
| 60475-92A | 203 | 60885-10 | 582 | 62470-02 | 583 | 63134-10A | 139, 734 | 66007-84 | 898 | 67680-09 | 778 |
| 60476-00A | 297 | 60886-11A | 577 | 62667-87TA | 137, 728 | 63139-10A | 139, 734 | 66010-82B | 898 | 67695-09 | 778 |
| 60514-07A | 203 | 60938-10 | 208 | 62668-87TA | 590, 728 | 63140-10A | 139, 734 | 66010-97C | 898 | 67704-03 | 51, 749 |
| 60529-90A | 574, 580 | 60947-10 | 139 | 62692-07 | 590 | 63692-00A | 591 | 66053-01 | 295 | 67734-88T | 758 |
| 60543-95 | 580 | 60972-10 | 139 | 62732-07DH | 839 | 63698-02 | 591 | 66192-99 | 207 | 67735-91T | 758 |
| 60543-99B | 579 | 60978-10 | 208 | 62778-10 | 733 | 63731-99A | 899 | 66261-04 | 137 | 67737-88T | 758 |
| 60553-07A | 579 | 61286-92T | 475 | 62803-97A | 734 | 63782-80 | 899 | 66262-04 | 137 | 67738-91T | 758 |
| 60572-86 | 574, 580 | 61308-09A | 474 | 62809-06 | 591 | 63793-01K | 899 | 66264-04 | 137 | 67750-88T | 758 |
| 60607-08 | 596 | 61319-09A | 475 | 62811-08C | 731 | 63794-10 | 882 | 66328-82T | 137 | 67751-91T | 758 |
| 60639-00 | 306, 581 | 61335-09A | 475 | 62818-06F | 731 | 63795-10 | 881 | 66331-05 | 57 | 67752-77T | 758 |
| 60654-07A | 298 | 61359-98 | 475 | 62823-06C | 731 | 63796-77A | 899 | 66358-83 | 138, 207 | 67761-96 | 758 |
| 60655-07A | 298 | 61374-04 | 474 | 62823-08C | 731 | 63797-10 | 882 | 66368-97 | 207 | 67774-10 | 776 |
| 60665-99B | 579 | 61653-04 | 134 | 62858-99 | 590 | 63798-99A | 899 | 66375-06 | 206 | 67783-78T | 758 |
| 60668-99 | 574 | 61740-90T | 848 | 62896-00B | 590, 728 | 63799-10 | 882 | 66375-97 | 207 | 67791-91T | 758 |
| 60670-85A | 574, 580 | 61741-93T | 848 | 62910-06C | 731 | 63805-80A | 899 | 66426-04 | 207 | 67796-91T | 758 |
| 60706-09A | 578 | 61742-93T | 848 | 62910-09C | 731 | 63806-00Y | 899 | 66439-07 | 206 | 67890-91C | 295 |
| 60713-07 | 574, 578 | 61769-40T | 848 | 62920-00A | 476 | 63810-80A | 899 | 66441-05 | 294 | 67891-99 | 294 |
| 60713-99 | 574, 578 | 61769-47T | 848 | 62938-00E | 590 | 63812-90 | 899 | 66442-06 | 206 | 67931-11 | 403, 775 |
| 60715-99B | 578 | 61771-66TB | 848 | 62946-09A | 589, 728 | 63813-90 | 899 | 66443-06 | 206 | 67932-11 | 403, 775 |
| 60717-07A | 578 | 61774-51T | 848 | 62955-09A | 589, 728 | 64216-09 | 250 | 66462-07 | 207 | 68006-83T | 777 |
| 60739-01 | 581 | 61775-59T | 848 | 62962-01A | 57 | 64227-08 | 250 | 66477-10 | 586 | 68011-88T | 777 |
| 60739-07 | 581 | 61776-61T | 848 | 62965-01 | 307 | 64230-08 | 250 | 66530-03 | 583 | 68011-91T | 777 |
| 60758-06A | 578 | 61777-63T | 848 | 62974-09A | 728 | 64806-07A | 536 | 66543-08 | 583 | 68055-10BHP | 295 |
| 60764-06A | 579 | 61782-91T | 848 | 62999-07 | 839 | 64924-09 | 536 | 66718-01 | 138, 207 | 68065-10 | 385, 386 |

924 PART#/PAGE# REFERENCE

| | | | | | | | | | | | |
|------------|---------|------------|---------|-----------|---------|-----------|-------------|-----------|---------|-----------|---------|
| 68085-08 | 770 | 68546-09 | 771 | 69303-02 | 761 | 69758-05 | 765 | 71282-04 | 209 | 74597-01 | 307,587 |
| 68086-08 | 770 | 68564-06 | 766 | 69304-02 | 761 | 69759-05 | 765 | 71283-01 | 307 | 74604-99 | 472 |
| 68087-08 | 770 | 68593-06 | 749 | 69307-02 | 762 | 69760-05 | 765 | 71527-04 | 138 | 74610-01 | 307,587 |
| 68116-08 | 770 | 68595-06 | 749 | 69308-02 | 762 | 69761-05 | 765 | 71656-07 | 644 | 74610-08 | 307,587 |
| 68117-08 | 770 | 68603-01 | 158,750 | 69366-07 | 51 | 69787-07 | 777 | 71718-02 | 648,784 | 74612-06 | 469 |
| 68118-08 | 770 | 68605-08A | 750 | 69367-07 | 51 | 69790-07 | 777 | 71790-05 | 476 | 74616-04 | 208,307 |
| 68127-10 | 762 | 68611-98 | 771 | 69368-11 | 102 | 69791-07 | 758 | 71802-03 | 644 | 74622-04 | 587 |
| 68128-10 | 762 | 68615-04 | 764 | 69433-08A | 161,766 | 69792-07 | 758 | 71803-03 | 644 | 74622-06 | 587 |
| 68129-97 | 88,839 | 68617-04 | 764 | 69461-06D | 769 | 69793-07 | 758 | 71804-03 | 63,644 | 74622-09 | 587 |
| 68129-98DH | 88,839 | 68643-09 | 88,766 | 69462-06D | 769 | 69794-07 | 758 | 71808-03 | 644 | 74661-04 | 476,730 |
| 68160-99 | 407 | 68669-05A | 752 | 69463-06B | 769 | 69795-07 | 758 | 71813-09 | 643 | 74662-04 | 476,730 |
| 68172-06 | 403,775 | 68670-05A | 752 | 69492-05 | 768 | 69797-08 | 749 | 71816-09 | 644 | 74667-06 | 208,587 |
| 68185-00 | 767 | 68718-02 | 179 | 69494-06 | 402,775 | 69802-08 | 749 | 71826-11 | 643 | 74682-10 | 727 |
| 68189-07A | 783 | 68732-02A | 179 | 69577-06A | 768 | 69817-07A | 771 | 71872-11 | 644 | 74683-10 | 727 |
| 68192-99 | 407 | 68733-02A | 179 | 69604-03A | 756 | 69818-06 | 753 | 72673-11 | 723,785 | 74688-10 | 727 |
| 68208-98A | 752 | 68775-93TA | 758 | 69611-06 | 749 | 69820-06 | 771 | 73279-10 | 105 | 74689-10 | 727 |
| 68211-05 | 51 | 68952-98 | 767 | 69622-99B | 754 | 69851-06 | 749 | 73294-10 | 295 | 74690-10 | 727 |
| 68219-10 | 385,386 | 68971-98B | 839 | 69623-99A | 754 | 69857-07 | 262 | 73342-09 | 765 | 74691-10 | 727 |
| 68227-09 | 173,179 | 69015-08 | 588 | 69624-99A | 754 | 69929-07 | 262 | 73343-09 | 765 | 74692-10 | 727 |
| 68250-08A | 400 | 69036-88A | 783 | 69626-99 | 754 | 70032-09 | 391 | 73344-09 | 765 | 74774-11C | 725 |
| 68266-03 | 767 | 69039-09A | 783 | 69627-99 | 754 | 70113-08 | 391 | 73369-10 | 262 | 74775-11B | 725 |
| 68271-08A | 400 | 69060-90H | 138,782 | 69732-05 | 755 | 70169-06A | 700,701,708 | 73415-11 | 176,258 | 74776-11C | 725 |
| 68273-03A | 752 | 69063-03A | 767 | 69733-05 | 755 | 70213-02C | 648,784 | 73416-11 | 771 | 74777-11B | 725 |
| 68286-10 | 414,415 | 69112-95E | 138,782 | 69734-05 | 755 | 70222-96B | 63,643 | 74439-00 | 726 | 75008-02A | 885 |
| 68311-01 | 777 | 69153-03A | 767 | 69735-05 | 755 | 70223-96B | 643 | 74537-93A | 307,587 | 75012-82D | 729 |
| 68332-08 | 777 | 69166-01B | 783 | 69736-02 | 765 | 70228-96C | 643 | 74538-09 | 587 | 75014-06C | 731 |
| 68348-05 | 752 | 69167-02B | 783 | 69738-05 | 755 | 70239-07 | 648 | 74541-00 | 469,730 | 75020-08C | 731 |
| 68358-07A | 776 | 69208-09 | 761 | 69739-01 | 765 | 70248-02B | 648,784 | 74543-00 | 587 | 75027-08C | 731 |
| 68388-10 | 414,415 | 69227-04A | 753 | 69740-01 | 754 | 70255-02B | 648,784 | 74550-92T | 469 | 75031-09 | 136 |
| 68411-10 | 762 | 69228-04 | 753 | 69749-05 | 755 | 70264-94A | 431,723,785 | 74552-04A | 727 | 75041-03 | 730 |
| 68412-99A | 751 | 69230-04 | 753 | 69752-04 | 765 | 70270-04A | 431,723,785 | 74553-04A | 727 | 75042-03 | 730 |
| 68413-99A | 751 | 69234-04 | 753 | 69753-04 | 765 | 70641-08 | 381 | 74554-04 | 727 | 75097-05 | 733 |
| 68435-10 | 762 | 69235-04 | 753 | 69754-04 | 765 | 70683-08 | 102 | 74562-98 | 469 | 75098-08A | 732 |
| 68517-94A | 88,766 | 69284-05 | 750 | 69756-05 | 765 | 71031-04 | 879 | 74567-11 | 307,587 | 75102-04 | 730 |
| 68544-10 | 179 | 69287-07 | 751 | 69757-05 | 765 | 71040-04 | 879 | 74584-99 | 472 | 75104-04 | 730 |

| | | | | | | | | | | | |
|-----------|---------------|-------------|----------|------------|---------------|-------------|---------------|-----------|---------------|-------------|----------|
| 75108-06 | 730 | 77196-08 | 648 | 88373-10A | 265 | 91135-09 | 169, 273 | 91744-87T | 170, 274, 819 | 91982-03B | 638 |
| 75110-98B | 885 | 79071-10BYM | 841 | 88390-10 | 105 | 91136-07A | 55 | 91745-02 | 849 | 91983-03B | 638 |
| 75113-04A | 727 | 79175-10BDK | 395 | 90067-06 | 396 | 91194-04 | 209, 308 | 91746-03 | 125 | 92003-10BDK | 406 |
| 75113-08 | 727 | 79175-10DH | 395 | 90133-06B | 267 | 91195-04 | 308, 478 | 91772-85A | 170, 274, 819 | 92003-10BYM | 406 |
| 75115-06 | 730 | 79179-08 | 400 | 90181-08A | 179 | 91216-97 | 412 | 91773-85 | 170, 819 | 92003-10DH | 406 |
| 75133-99 | 729 | 79189-06 | 396 | 90233-08 | 268 | 91274-04 | 647 | 91783-96 | 422, 823 | 92022-03A | 638 |
| 75137-98B | 885 | 79192-10 | 395, 397 | 90238-00 | 272 | 91315-04 | 637 | 91790-84C | 269 | 92023-03A | 638 |
| 75138-09 | 729 | 79211-08A | 404 | 90240-08 | 268 | 91347-00 | 302, 802 | 91810-85 | 849 | 92059-07A | 634 |
| 75158-10 | 885 | 80817-10A | 516 | 90313-08 | 268 | 91402-00 | 311 | 91811-85 | 849 | 92068-08A | 634 |
| 75237-03C | 732 | 80818-10 | 516 | 90320-00D | 268 | 91407-00 | 169, 273 | 91815-85 | 849 | 92136-05 | 424 |
| 75242-08A | 732 | 80821-10 | 515 | 90330-08 | 107 | 91409-00 | 169, 273 | 91816-85 | 849 | 92137-05 | 424 |
| 75327-09C | 731 | 80829-10A | 516 | 90369-06D | 181 | 91432-07 | 55 | 91838-92 | 250 | 92189-06 | 419 |
| 75357-10A | 732 | 80871-10 | 203 | 90419-08 | 266 | 91440-06 | 55 | 91840-03B | 638 | 92190-06 | 636 |
| 75358-10A | 732 | 83324-09A | 913 | 90465-98A | 98, 597 | 91486-01 | 183 | 91843-97 | 428, 721 | 92238-09 | 719 |
| 76208-07 | 713 | 83665-11A | 913 | 90564-06D | 181 | 91537-00C | 268 | 91845-03B | 638 | 92352-08 | 274, 819 |
| 76251-98A | 712 | 83812-09 | 484 | 90645-03A | 416 | 91558-01B | 867 | 91846-03B | 638 | 92398-09 | 34, 635 |
| 76312-98 | 711 | 83819-09 | 450 | 90799-94D | 108 | 91561-01B | 867 | 91848-03B | 638 | 92410-09 | 635 |
| 76386-08 | 712 | 83825-09B | 485 | 90853-06DH | 417 | 91562-01 | 867 | 91857-91 | 827 | 92416-08 | 34, 635 |
| 76386-09A | 712 | 83841-09 | 484 | 90857-06DH | 417 | 91573-09A | 449 | 91861-93T | 637 | 92423-08A | 34, 636 |
| 76388-08 | 712 | 83843-09 | 484 | 90876-05 | 267 | 91583-99 | 375 | 91864-90T | 637 | 92441-10 | 34, 635 |
| 76400-09 | 712 | 83911-09B | 903 | 90881-09A | 410 | 91614-09DH | 413 | 91866-90T | 637 | 92600-10 | 473, 633 |
| 76410-09 | 712 | 83946-11 | 418 | 90892-09 | 412 | 91614-10BEO | 413 | 91871-93T | 637 | 93023-88 | 827 |
| 76440-06 | 700, 701 | 83968-10 | 425 | 90999-09 | 417 | 91615-09A | 180 | 91877-97 | 827 | 93024-88 | 827 |
| 76476-10 | 700, 701, 707 | 83976-10 | 425 | 91001-01 | 169, 273 | 91621-07 | 273 | 91885-97A | 422, 823 | 93025-88 | 827 |
| 76556-09 | 713 | 83989-10A | 427 | 91008-82C | 108, 182, 269 | 91668-05 | 375 | 91887-98 | 422, 823 | 93036-95 | 827 |
| 76561-09 | 713 | 84023-11 | 485, 777 | 91017-10A | 183 | 91671-10 | 428, 722 | 91907-87 | 638 | 93037-09 | 827 |
| 77028-10 | 704 | 84031-11 | 423 | 91051-94 | 274, 819 | 91696-05A | 637 | 91909-03B | 638 | 93936 | 847 |
| 77037-10 | 704 | 88200-09A | 180 | 91080-93 | 311 | 91697-06A | 636 | 91910-03B | 638 | 94001-03 | 56 |
| 77107-09 | 700, 701 | 88232-06 | 421 | 91085-83D | 477 | 91716-02 | 849 | 91924-09 | 473, 633 | 94002-03 | 56 |
| 77108-09 | 700, 701 | 88237-07 | 262 | 91099-94A | 477 | 91718-02 | 849 | 91930-92T | 637 | 94014-03 | 56 |
| 77117-10 | 711 | 88238-07 | 262 | 91100-09 | 477 | 91720-02 | 849 | 91931-92T | 637 | 94052-03A | 596 |
| 77142-06 | 469 | 88272-06 | 827 | 91100-94 | 477 | 91722-04 | 827 | 91945-98B | 473, 632 | 94052-07 | 596 |
| 77143-07 | 469 | 88286-07 | 267 | 91117-97 | 308, 478 | 91723-02 | 849 | 91959-97 | 183, 269, 823 | 94053-03A | 596 |
| 77173-08 | 700, 701, 708 | 88299-09 | 414 | 91124-03A | 647 | 91732-02 | 849 | 91968-98 | 637 | 94054-03 | 596 |
| 77181-10 | 704 | 88306-07A | 263 | 91134-01 | 273 | 91743-87T | 170, 274, 819 | 91971-98 | 637 | 94055-03 | 596 |

926 PART#/PAGE# REFERENCE

| | | | | | | | | | | | |
|-----------|---------------|-----------|----------|-----------|--------------------|-----------|----------|-----------|----------|------------|---------------|
| 94056-03 | 596 | 94289-94T | 249 | 94684-00A | 889 | 94873-10 | 874 | 97026-09 | 375 | 99537-96 | 735 |
| 94058-03 | 596 | 94291-04A | 596 | 94686-00 | 883 | 94900-03 | 826 | 97031-09 | 248 | 99539-97 | 735 |
| 94059-03 | 596 | 94413-04 | 677 | 94691-08 | 305 | 94901-03 | 826 | 97400-10 | 854 | 99642-97 | 897 |
| 94068-03 | 596 | 94415-05 | 197, 296 | 94693-08 | 305 | 94902-03 | 826 | 97401-10 | 856 | 99650-02 | 895 |
| 94109-95 | 781 | 94435-10 | 890 | 94695-08 | 890 | 94903-07 | 594 | 97410-10 | 883 | 99653-85 | 895 |
| 94111-95 | 161, 238, 598 | 94448-82B | 890 | 94697-08 | 890 | 94904-07 | 594 | 98169-88T | 825 | 99661-92T | 201, 305, 456 |
| 94112-04 | 54 | 94451-05 | 677 | 94699-10 | 872 | 94905-07 | 594 | 98170-88T | 825 | 99663-92T | 201, 305, 456 |
| 94114-02 | 781 | 94452-05 | 677 | 94704-10 | 872 | 94906-07 | 594 | 98185-90T | 825 | 99669-04 | 735 |
| 94115-93T | 598 | 94453-05 | 677 | 94705-10 | 873 | 94907-07 | 594 | 98187-90T | 873 | 99670-04 | 735 |
| 94116-93T | 598 | 94454-05 | 677 | 94706-10 | 872 | 94908-07 | 594 | 98192-85T | 873 | 99671-97 | 897 |
| 94117-93T | 598 | 94527-95 | 595 | 94708-98 | 125, 205, 302, 806 | 94909-07 | 594 | 98193-85T | 873 | 99686-98 | 735 |
| 94118-93T | 598 | 94529-95 | 595 | 94753-99 | 476 | 94910-07 | 594 | 98196-85T | 825 | 99688-10 | 735 |
| 94119-93T | 598 | 94531-95 | 595 | 94755-99 | 476 | 94911-07 | 594 | 98197-85T | 825 | 99811-97 | 897 |
| 94120-93T | 598 | 94546-05 | 781 | 94759-99 | 897 | 94912-07 | 594 | 98198-85T | 825 | 99814-09 | 886 |
| 94121-93T | 598 | 94564-98 | 896 | 94760-99 | 852, 858 | 94913-07 | 594 | 98199-85T | 825 | 99816-09 | 886 |
| 94122-93T | 598 | 94616-98 | 826 | 94773-00A | 205, 302, 806 | 94914-07 | 594 | 98600BF | 847 | 99818-97 | 896 |
| 94123-93T | 598 | 94624-97B | 888 | 94773-07 | 205, 302, 806 | 94915-07 | 594 | 98600BY | 847 | 99819-09 | 886 |
| 94124-93T | 598 | 94626-98 | 826 | 94778-10 | 861 | 94916-07 | 594 | 98600EK | 847 | 99820-09 | 886 |
| 94125-93T | 598 | 94630-98 | 595 | 94778-10 | 861 | 94917-07 | 594 | 98605AX | 847 | 99821-09 | 888 |
| 94126-93T | 598 | 94631-98 | 595 | 94791-01 | 852, 859 | 94918-07 | 594 | 98605BF | 847 | 99822-02 | 893 |
| 94127-93T | 598 | 94640-08 | 866 | 94792-08 | 272, 818 | 94919-07 | 594 | 98606BF | 847 | 99825-02 | 847 |
| 94130-93T | 595 | 94641-08 | 866 | 94793-01 | 890 | 94920-07 | 594 | 98606BY | 847 | 99828-09 | 888 |
| 94131-93T | 595 | 94642-08 | 866 | 94811-10 | 852, 858 | 94923-09 | 306, 594 | 98606EK | 847 | 99829-09 | 886 |
| 94132-93T | 595 | 94643-08 | 866 | 94819-00 | 889 | 94924-09 | 594 | 98625 | 857 | 99847-09 | 886 |
| 94133-01 | 629 | 94645-08 | 866 | 94820-02 | 889 | 94941-07 | 594 | 98628EK | 847 | 99850-92T | 896 |
| 94135-93T | 781 | 94647-98 | 869 | 94830-02 | 595 | 94942-07 | 594 | 98864-97 | 272, 818 | 99855-89 | 894 |
| 94139-01 | 629 | 94649-98 | 872 | 94832-02 | 595 | 94943-07 | 306, 594 | 98960-97 | 895 | 99856-92 | 894 |
| 94140-02 | 631 | 94650-98 | 873 | 94834-02 | 595 | 94947-07 | 594 | 98965-99 | 871 | 99857-97A | 894 |
| 94204-03A | 54, 824 | 94651-09 | 852, 861 | 94844-10 | 852, 859 | 94948-07 | 306, 594 | 99000-77 | 849 | 99878-87TA | 896 |
| 94206-03 | 54, 824 | 94663-02 | 853, 859 | 94845-10 | 890 | 94968-09 | 894 | 99020-90T | 735 | 99882-88T | 896 |
| 94207-04 | 595 | 94668-00 | 889 | 94863-10 | 883 | 95615-04 | 806 | 99027-87T | 849 | 99885-10 | 893 |
| 94208-04 | 595 | 94669-00 | 890 | 94865-09 | 852, 861 | 95982-98B | 865 | 99027-90T | 849 | 10800055 | 730 |
| 94263-04 | 54 | 94672-99 | 872 | 94868-10 | 874 | 95983-07 | 865 | 99028-87T | 849 | 10800056 | 730 |
| 94280-04 | 596 | 94674-99 | 896 | 94869-10 | 875 | 96396-09 | 469 | 99028-90T | 849 | 10800057 | 730 |
| 94281-04 | 596 | 94675-99 | 871 | 94871-10 | 875 | 97008-07 | 825 | 99352-82Z | 849 | 10800058 | 730 |

| | | | | | | | | | | | |
|-----------|--------------------|----------|----------|-----------|---------------|-------------|--------------------|-------------|----------|-----------|----------|
| 11100001 | 897 | 16200087 | 552 | 25600047 | 132, 565 | 25700477 | 556, 574, 575, 577 | 29200102DZZ | 843 | 29400212 | 900 |
| 11100003 | 897 | 16200088 | 552 | 25600060 | 128, 131 | 25700491 | 556 | 29200102EAI | 843 | 29400217 | 509 |
| 11100004 | 897 | 16200091 | 552 | 25600064 | 557, 566 | 25700504 | 565 | 29200102ECJ | 843 | 29400218 | 509 |
| 11100005 | 897 | 16200092 | 552 | 25600065 | 557, 567 | 25700505 | 565, 575 | 29200102ECL | 843 | 29400219 | 509 |
| 11100006 | 897 | 16200093 | 552 | 25600066 | 557, 568 | 25700506 | 132, 565 | 29200102ECM | 843 | 29400220 | 511 |
| 11100028A | 426 | 16200094 | 552 | 25600067 | 558, 571 | 25700520 | 556 | 29200102ECN | 843 | 29400221 | 511 |
| 11100044 | 897 | 16200095 | 552 | 25600068 | 558, 569 | 25700521 | 556 | 29200102ECS | 843 | 29400222 | 512 |
| 11100078 | 426 | 16200096 | 552 | 25600074 | 577 | 25700531 | 128 | 29400015 | 900 | 29400223 | 510 |
| 11100080 | 426 | 16200097 | 552 | 25700007 | 589 | 25700532 | 128 | 29400019 | 541, 901 | 29400224 | 510 |
| 11100082 | 426 | 16200098 | 552 | 25700020 | 574, 577 | 25700533 | 128 | 29400020 | 541, 901 | 29400227 | 532 |
| 11100086 | 426 | 16200099 | 552 | 25700021A | 577 | 25700541 | 128, 131 | 29400021 | 541, 901 | 29400228 | 532 |
| 11100097 | 426 | 16200100 | 552 | 25700180 | 577 | 25700600 | 128 | 29400022A | 541, 901 | 29400230 | 509 |
| 11100098 | 426 | 16200101 | 552 | 25700194 | 134 | 25700648 | 470 | 29400042 | 900 | 29400232 | 128, 533 |
| 11100125 | 427 | 16200102 | 552 | 25700249 | 576 | 25700653 | 585 | 29400045 | 900 | 29400233 | 512 |
| 11300002 | 894 | 16200103 | 552 | 25700250 | 576 | 25800055 | 556 | 29400061 | 508, 532 | 29400234 | 512 |
| 11300004 | 895 | 16200104 | 552 | 25700251 | 576 | 26800119 | 893 | 29400063 | 511 | 29400235 | 512 |
| 11300005 | 895 | 16200105 | 552 | 25700307 | 36 | 26800120 | 358, 560 | 29400064 | 511 | 29400236 | 512 |
| 12600036 | 104, 178, 261, 379 | 16200106 | 552 | 25700308 | 36 | 26800121 | 358, 560 | 29400065 | 541, 901 | 29400237 | 512 |
| 12700020 | 884 | 16200108 | 552 | 25700309 | 37 | 26800128 | 358, 560 | 29400078 | 900 | 29400238 | 512 |
| 12700022 | 888 | 16200109 | 552 | 25700337 | 581 | 26900107 | 35 | 29400103 | 511 | 29400239 | 512 |
| 12700024 | 888 | 16400020 | 135 | 25700385 | 575, 579 | 26900108 | 35 | 29400104 | 511 | 29400240 | 512 |
| 12700025 | 888 | 16400022 | 135 | 25700388 | 574, 575 | 29000009A | 534 | 29400109 | 541, 901 | 29400245 | 498 |
| 12700096 | 884 | 16400055 | 584 | 25700434 | 557, 566, 575 | 29000019A | 534 | 29400116 | 511 | 29400246 | 498 |
| 14100434 | 293, 453 | 16400056 | 561, 584 | 25700435 | 557, 567, 575 | 29000066 | 513, 576 | 29400117 | 511 | 29400247 | 541, 901 |
| 14100618 | 209, 308, 478 | 17900032 | 519 | 25700438 | 575 | 29200008A | 238 | 29400118 | 541, 901 | 29400263 | 496 |
| 14100747 | 479 | 17900033 | 519, 585 | 25700446 | 576 | 29200011 | 161 | 29400127 | 533 | 29400264 | 496 |
| 14100748 | 479 | 17900076 | 519, 585 | 25700460 | 37 | 29200102DH | 465, 843 | 29400128 | 533 | 29400275 | 541, 901 |
| 14100749 | 479 | 25400117 | 518 | 25700467 | 556 | 29200102DTF | 843 | 29400141 | 541, 901 | 29400276 | 541, 901 |
| 14900033 | 889 | 25400125 | 537 | 25700469 | 557, 568 | 29200102DWE | 843 | 29400163 | 510 | 29400285 | 506 |
| 14900091 | 883 | 25600033 | 36 | 25700471 | 570, 575 | 29200102DWE | 843 | 29400164 | 510 | 29400293 | 541, 901 |
| 16200070 | 547 | 25600034 | 36 | 25700472 | 558, 571, 575 | 29200102DWG | 843 | 29400167 | 510 | 29400298 | 497 |
| 16200071 | 547 | 25600035 | 37 | 25700473 | 572, 575 | 29200102DZP | 843 | 29400168 | 510 | 29400299 | 497 |
| 16200085 | 552 | 25600042 | 556 | 25700474 | 573, 575 | 29200102DZT | 843 | 29400173 | 506 | 29900028A | 430, 723 |
| 16200086 | 552 | 25600044 | 37 | 25700476 | 558, 569, 575 | 29200102DZW | 843 | 29400178 | 513, 576 | 31400088 | 558 |
| | | 25600046 | 565 | | | 29200102DZY | 843 | 29400197 | 40 | 31400090 | 558 |

928 PART#/PAGE# REFERENCE

| | | | | | | | | | | | |
|-----------|--------------|-----------|-----|-----------|-------------------|-----------|-----|-----------|----------------------------|-----------|----------|
| 31400092 | 585 | 36700104 | 640 | 41300116 | 60, 455 | 41500109 | 805 | 41800416A | 115 | 43100015 | 912 |
| 31600012 | 902 | 36700105 | 640 | 41300120 | 60, 125, 202, 455 | 41500110 | 805 | 41800417A | 115 | 43100016 | 910 |
| 31600048A | 40, 543 | 36700119 | 646 | 41300127 | 202, 303 | 41500120 | 790 | 41800610 | 30 | 43100017 | 914 |
| 31600051A | 40, 543 | 37000026 | 550 | 41300131 | 125 | 41600003 | 191 | 41800611 | 30 | 43100021A | 908 |
| 31600054A | 40, 543 | 37000121A | 549 | 41300134 | 125 | 41600008 | 280 | 42200001A | 803 | 43100023 | 912 |
| 31600085 | 542, 902 | 37000278 | 646 | 41300142 | 125 | 41600012 | 436 | 42200004A | 803 | 43100026 | 908 |
| 31600105 | 542, 902 | 40100061 | 549 | 41300148 | 303 | 41600079 | 436 | 42200007 | 803 | 43200001 | 911, 913 |
| 31600106 | 542, 902 | 40900057 | 798 | 41300152 | 303 | 41600082 | 436 | 42200010 | 206, 802 | 43200005 | 909 |
| 32700002 | 293 | 40900059 | 802 | 41300154 | 61, 456 | 41600146 | 436 | 42200011 | 302, 802 | 43200007 | 908 |
| 33600001 | 281, 437 | 40900070 | 795 | 41300157 | 202, 303 | 41600208 | 436 | 42200030 | 799, 803 | 43200011 | 908 |
| 33600008 | 608 | 40900088 | 797 | 41300161 | 903 | 41700190 | 642 | 42200064A | 549 | 43200015 | 909 |
| 33600032A | 32, 611 | 40900324 | 798 | 41300169 | 903 | 41700262 | 642 | 42200066 | 797, 803 | 43200020 | 909 |
| 33600059 | 32, 611 | 40900329 | 791 | 41300181 | 455 | 41700263C | 642 | 42200067 | 803 | 43200021 | 913 |
| 33600071 | 621 | 40900332 | 796 | 41500005 | 804 | 41700297 | 646 | 42200068 | 797, 803 | 43200022 | 911 |
| 33600075 | 606 | 40900346 | 795 | 41500007 | 792, 805 | 41700324A | 642 | 42200069 | 803 | 43200023 | 914 |
| 33600076 | 437 | 40900348 | 794 | 41500008 | 792, 805 | 41700330 | 642 | 42200095A | 549 | 43200026A | 908 |
| 33600100 | 33, 605 | 40900358 | 39 | 41500012A | 58, 793, 804 | 41700334 | 646 | 42300009 | 884 | 43200027 | 913 |
| 33600111 | 33, 603, 604 | 40900359 | 39 | 41500032 | 799 | 41700335 | 646 | 42400003 | 807 | 43200030 | 908 |
| 33600154 | 607 | 40900370 | 797 | 41500036 | 799 | 41700336 | 646 | 42400008 | 39, 807 | 43300010 | 293 |
| 33900186 | 438 | 40900390 | 791 | 41500038 | 799 | 41700338 | 646 | 42400009A | 807 | 43300047 | 798 |
| 34800008 | 134 | 40900391 | 794 | 41500040 | 796 | 41700421 | 640 | 42400010 | 807 | 43300049 | 802 |
| 34800012 | 576 | 40900403 | 790 | 41500052 | 792, 805 | 41700422 | 640 | 42400016 | 453 | 43300051 | 802 |
| 34800026 | 576 | 40900405 | 790 | 41500053 | 792, 805 | 41700423 | 640 | 42400017 | 453 | 43300315 | 798 |
| 34800031 | 556 | 4100008C | 492 | 41500069 | 805 | 41700424 | 640 | 42400018 | 293 | 43300321 | 791 |
| 34800032 | 128 | 41000018 | 492 | 41500070 | 805 | 41700425 | 641 | 43000018 | 38 | 43300324 | 795 |
| 36700004 | 640 | 41000369 | 648 | 41500094 | 794, 795, 804 | 41700440 | 642 | 43000022 | 38 | 43300336 | 795 |
| 36700052 | 640 | 41300004 | 903 | 41500095 | 457, 806 | 41700441 | 642 | 43000026 | 38, 59, 123, 198, 292, 454 | 43300338 | 794 |
| 36700053A | 640 | 41300027 | 903 | 41500096 | 38 | 41700442 | 646 | 43000031 | 59, 123, 198, 292, 454 | 43300350 | 39 |
| 36700064 | 640 | 41300033 | 903 | 41500097 | 38 | 41700463 | 642 | 43000051 | 300 | 43300351 | 39 |
| 36700065 | 640 | 41300053 | 903 | 41500102 | 791 | 41800004 | 278 | 43000052 | 300 | 43300367 | 797 |
| 36700066 | 641 | 41300061 | 641 | 41500103 | 791 | 41800005 | 278 | 43100004 | 908, 909 | 43300369 | 797 |
| 36700067 | 640 | 41300062 | 641 | 41500106 | 804 | 41800219 | 893 | 43100008 | 910 | 43300371 | 797 |
| 36700091 | 640 | 41300072 | 903 | 41500107 | 795, 805 | 41800220 | 893 | 43100013 | 912, 913 | 43300385 | 791 |
| 36700094A | 646 | 41300102 | 903 | 41500108 | 805 | 41800412 | 115 | 43100014 | 912 | 43300386 | 794 |
| 36700100 | 642 | | | | | 41800413 | 115 | | | 43300388 | 796 |

| | | | | | | | | | | | |
|-----------|-----|-----------|-----|-----------|---------------|-----------|---------|-----------|---------|----------|--------------|
| 43300395 | 790 | 45800015 | 200 | 50300028 | 53 | 50500245A | 611 | 50600159 | 606 | 52000098 | 245 |
| 43300396 | 790 | 45800022 | 451 | 50300030 | 102, 176, 259 | 50500247 | 190 | 50600165 | 606 | 52000099 | 240 |
| 43300442 | 792 | 45800034 | 451 | 50300031 | 102, 176, 259 | 50500262 | 608 | 50600179 | 605 | 52000123 | 23 |
| 45400006 | 290 | 45800035 | 451 | 50300038 | 177 | 50500270 | 118 | 50600182 | 33, 605 | 52000124 | 23 |
| 45400058 | 187 | 45800036 | 451 | 50300040 | 103 | 50500367 | 611 | 50600185 | 604 | 52000128 | 366 |
| 45400090 | 113 | 45800037 | 451 | 50300042A | 387 | 50500386 | 189 | 50600186 | 603 | 52000133 | 365 |
| 45400091 | 113 | 45800038B | 451 | 50300044B | 385 | 50500403A | 443 | 50600187 | 33, 604 | 52000135 | 365 |
| 45400176 | 115 | 45800053 | 35 | 50300054A | 387 | 50500406 | 621 | 50600188 | 33, 603 | 52000168 | 23 |
| 45500014 | 290 | 45800056 | 35 | 50300058A | 387 | 50500407 | 621 | 50600232 | 607 | 52000176 | 369 |
| 45500015 | 291 | 45800075 | 197 | 50300066A | 259 | 50500411 | 621 | 50700001 | 825 | 52000177 | 369 |
| 45500064 | 196 | 45800076 | 196 | 50300071 | 25 | 50500416 | 621 | 50700002 | 825 | 52000183 | 366 |
| 45500065 | 196 | 47200240 | 355 | 50300076B | 385 | 50500421 | 621 | 50700005 | 189 | 52000201 | 370 |
| 45500066 | 196 | 47200278 | 462 | 50300091 | 25 | 50500435 | 606 | 50700007 | 189 | 52000203 | 94 |
| 45500067 | 196 | 49000005 | 121 | 50300097 | 384 | 50500436 | 606 | 50700008 | 189 | 52000207 | 90 |
| 45500106 | 433 | 49000006 | 121 | 50300099A | 260 | 50500437 | 606 | 50700010 | 117 | 52000209 | 90 |
| 45500141 | 277 | 49000015A | 28 | 50300116 | 259 | 50500441 | 611 | 50700013 | 65 | 52000211 | 92 |
| 45500157 | 433 | 49000047A | 28 | 50500025 | 617 | 50500515 | 605 | 50700020 | 116 | 52000248 | 363 |
| 45500158 | 433 | 49000067 | 29 | 50500030 | 610 | 50500516 | 605 | 50700021 | 116 | 52000249 | 363 |
| 45500167 | 450 | 49000069 | 485 | 50500035 | 612 | 50500527 | 603 | 50700026 | 117 | 52000252 | 362 |
| 45500171 | 450 | 49000077 | 195 | 50500041 | 445, 627 | 50500528 | 603 | 50700027 | 117 | 52000253 | 360 |
| 45500172B | 450 | 49000078 | 195 | 50500042 | 443 | 50500533 | 605 | 50700028 | 117 | 52000254 | 243 |
| 45500200 | 450 | 49000105 | 447 | 50500089 | 608 | 50500535 | 33, 605 | 50700030 | 117 | 52000257 | 364 |
| 45500226 | 122 | 49000114 | 447 | 50500090 | 608 | 50500536 | 603 | 52000003A | 369 | 52000259 | 92 |
| 45500238 | 122 | 49000117 | 447 | 50500091 | 608 | 50500540 | 33, 603 | 52000004A | 369 | 52000260 | 91 |
| 45500258 | 122 | 49000118 | 29 | 50500093 | 608 | 50500578 | 443 | 52000011 | 245 | 52000266 | 165 |
| 45500261 | 122 | 49000121 | 29 | 50500096 | 608 | 50500640 | 604 | 52000012 | 240 | 52000267 | 243 |
| 45500267 | 196 | 49000131 | 29 | 50500109 | 193, 285, 628 | 50500655 | 604 | 52000014B | 242 | 52000268 | 364 |
| 45600006 | 452 | 49000132 | 29 | 50500124 | 193, 285, 628 | 50500667 | 604 | 52000015 | 167 | 52000269 | 91 |
| 45600022 | 452 | 50000008 | 283 | 50500139 | 193, 285, 628 | 50500678 | 33, 604 | 52000034 | 94 | 52000275 | 93, 164, 242 |
| 45600023 | 452 | 50000023 | 441 | 50500144 | 193, 285, 628 | 50500717 | 607 | 52000048 | 52 | 52000276 | 93, 164, 242 |
| 45600031 | 452 | 50000032 | 190 | 50500158 | 284, 440 | 50600037 | 608 | 52000049 | 53 | 52000277 | 93, 164, 242 |
| 45600032 | 452 | 50000091 | 283 | 50500167 | 630 | 50600040 | 608 | 52000057 | 363 | 52000278 | 93, 164, 242 |
| 45800010 | 197 | 50000122 | 438 | 50500168 | 630 | 50600104A | 611 | 52000062 | 94 | 52000279 | 93, 164, 242 |
| 45800011 | 197 | 50300008A | 386 | 50500225 | 190, 284, 441 | 50600140 | 32, 611 | 52000072 | 369 | 52000334 | 360 |
| 45800014 | 197 | 50300009 | 258 | 50500244A | 611 | 50600157 | 621 | 52000075 | 369 | 52100016 | 93 |

930 PART#/PAGE# REFERENCE

| | | | | | | | | | | | |
|-----------|---------------|-----------|----------|-------------|-----|-------------|-----|-------------|----------|-----------|----------|
| 52200003 | 876 | 52300307 | 25 | 53000130 | 405 | 53000377DZU | 840 | 53000404 | 840 | 55800237 | 30, 651 |
| 52200004 | 876 | 52300312 | 398 | 53000131 | 404 | 53000377EAE | 840 | 53000405 | 840 | 55800238 | 30, 651 |
| 52300013 | 255, 257 | 52300314 | 398 | 53000195 | 405 | 53000377ECC | 840 | 53000431 | 423 | 55800252 | 651, 661 |
| 52300016 | 53 | 52300317 | 398 | 53000217 | 405 | 53000377ECE | 840 | 53000459 | 390 | 55800289 | 663 |
| 52300018 | 99, 173, 253 | 52300319 | 397 | 53000218 | 405 | 53000392 | 420 | 53000516EAG | 840 | 55800290 | 663 |
| 52300020 | 99, 173, 253 | 52300324A | 384 | 53000221 | 390 | 53000399BYM | 840 | 53000521DWG | 840 | 55800298 | 651, 673 |
| 52300022 | 99, 173, 253 | 52300334 | 399 | 53000225 | 389 | 53000399DH | 840 | 53000521EAI | 840 | 55800299 | 651, 673 |
| 52300024 | 99, 173, 253 | 52300335 | 397 | 53000229 | 401 | 53000399DST | 840 | 53000521ECM | 840 | 55800341 | 651 |
| 52300038 | 255, 257 | 52300336 | 175, 256 | 53000237 | 405 | 53000399DSW | 840 | 53000521ECN | 840 | 55800342 | 651, 653 |
| 52300040A | 100 | 52300353 | 378, 597 | 53000238 | 407 | 53000399DSZ | 840 | 53000527DWG | 840 | 55800345 | 651, 653 |
| 52300042A | 174 | 52300354 | 378, 597 | 53000239 | 407 | 53000399DTC | 840 | 53000527EAI | 840 | 55800386 | 651, 665 |
| 52300044A | 174 | 52300359 | 397 | 53000242 | 401 | 53000399DTF | 840 | 53000527ECM | 840 | 55800388 | 651 |
| 52300046A | 174 | 52300360 | 399 | 53000247 | 401 | 53000399DWC | 840 | 53000527ECN | 840 | 55800421 | 651, 660 |
| 52300049 | 173 | 52300361 | 382 | 53000252 | 404 | 53000399DWE | 840 | 53000530EAG | 840 | 55800422 | 651, 660 |
| 52300050 | 173 | 52300364 | 100 | 53000253 | 404 | 53000399DWF | 840 | 53000541EBR | 841 | 55800430 | 651, 654 |
| 52300065 | 173 | 52300366 | 100 | 53000291A | 391 | 53000399DZN | 840 | 53000550EDT | 831 | 55800431 | 651, 654 |
| 52300070A | 172 | 52300401 | 253 | 53000302 | 420 | 53000399DZP | 840 | 53000567 | 391 | 55800439 | 651, 669 |
| 52300103 | 168, 248, 376 | 52300403 | 100 | 53000303 | 421 | 53000399DZS | 840 | 53000574ECL | 840 | 55800440 | 651, 669 |
| 52300105 | 376 | 52300415 | 384 | 53000322 | 419 | 53000399DZT | 840 | 53000577ECL | 840 | 55800548A | 651, 667 |
| 52300131 | 597 | 52400039 | 248 | 53000323 | 419 | 53000399DZW | 840 | 54000008 | 434 | 55800549A | 651, 667 |
| 52300140 | 825 | 52400040 | 363 | 53000329 | 402 | 53000399DZZ | 840 | 54000016 | 127, 205 | 55800550A | 651, 666 |
| 52300141A | 382 | 52400053 | 95 | 53000330 | 402 | 53000402BYM | 840 | 54000017 | 127, 205 | 55800551A | 651, 666 |
| 52300146 | 381 | 52400066 | 245 | 53000343 | 404 | 53000402DH | 840 | 54000033 | 435, 885 | 55800563 | 651, 658 |
| 52300147 | 381 | 52400073 | 374 | 53000375BHY | 840 | 53000402DST | 840 | 54000041 | 277 | 55800568 | 651, 668 |
| 52300239 | 254, 263 | 52400074 | 374 | 53000375DVK | 840 | 53000402DSW | 840 | 54000066 | 187 | 55800569 | 651, 668 |
| 52300243 | 254, 263 | 52400090 | 375 | 53000375DZR | 840 | 53000402DTC | 840 | 54000076 | 113 | 55800579 | 651, 656 |
| 52300245 | 96 | 52400091 | 375 | 53000375DZU | 840 | 53000402DTF | 840 | 54000077 | 113 | 55800580 | 651, 652 |
| 52300257 | 381 | 52400106 | 374 | 53000375EAE | 840 | 53000402DWC | 840 | 54000091 | 434 | 55800587 | 651, 652 |
| 52300258 | 381 | 52400121 | 95 | 53000375ECC | 840 | 53000402DWE | 840 | 54000125 | 115 | 55800589 | 651, 671 |
| 52300281 | 25 | 52400125 | 95 | 53000375ECE | 840 | 53000402DZN | 840 | 55800035A | 651, 653 | 55800590 | 651, 671 |
| 52300283 | 25 | 52400127 | 95 | 53000377BHY | 840 | 53000402DZP | 840 | 55800103 | 651, 655 | 55800591 | 651, 671 |
| 52300285 | 25 | 52400130 | 95 | 53000377DSX | 840 | 53000402DZS | 840 | 55800188 | 651, 661 | 55800592 | 651, 671 |
| 52300293 | 256 | 52400140 | 363 | 53000377DTD | 840 | 53000402DZT | 840 | 55800198 | 651, 655 | 55900023 | 674, 676 |
| 52300300 | 382 | 52400141 | 363 | 53000377DVK | 840 | 53000402DZW | 840 | 55800224 | 30, 651 | 55900074 | 653 |
| 52300302 | 381 | 53000063 | 400 | 53000377DZR | 840 | 53000402DZZ | 840 | 55800225 | 30, 651 | 56000006 | 634 |

| | | | | | | | | | | | |
|-----------|----------|-------------|----------|-------------|----------|-------------|-----|-------------|----------|-------------|----------|
| 56000029 | 473, 632 | 56100142 | 31, 612 | 57000389DWC | 842 | 57000510 | 357 | 57100258 | 354, 355 | 57200086EDC | 846 |
| 56000039 | 638 | 56100157 | 604 | 57000389DWG | 842 | 57000529 | 349 | 57100270 | 356 | 57200086EDE | 846 |
| 56000042 | 638 | 56100158 | 605 | 57000389DZN | 842 | 57000536DLO | 833 | 57100297 | 126 | 57200086EDO | 846 |
| 56000076 | 473, 632 | 56100159 | 604 | 57000389DZS | 842 | 57000536EDU | 831 | 57200086AV | 846 | 57200086EDS | 846 |
| 56000077 | 473, 632 | 56100160 | 605 | 57000389DZT | 842 | 57100179 | 298 | 57200086BDK | 407, 846 | 57200087BDK | 407, 846 |
| 56000080 | 634 | 56100174 | 603 | 57000389DZW | 842 | 57100180 | 298 | 57200086BYM | 846 | 57200087BYM | 846 |
| 56000081 | 634 | 56100175 | 603 | 57000389DZZ | 842 | 57100198 | 356 | 57200086BYZ | 846 | 57200087BYZ | 846 |
| 56000084 | 473, 633 | 56100179 | 32, 620 | 57000389EAI | 842 | 57100210 | 356 | 57200086DAA | 846 | 57200087DAA | 846 |
| 56000090 | 34, 635 | 56100218 | 607 | 57000389ECL | 842 | 57100211 | 120 | 57200086DH | 407, 846 | 57200087DH | 407, 846 |
| 56000091 | 459, 633 | 57000063 | 357 | 57000389ECM | 842 | 57100212 | 161 | 57200086DLO | 846 | 57200087DLO | 846 |
| 56000098A | 473, 632 | 57000307 | 427 | 57000389ECN | 842 | 57100213 | 238 | 57200086DST | 846 | 57200087DST | 846 |
| 56000099A | 473, 632 | 57000387DH | 464, 842 | 57000389EDU | 831 | 57100226 | 126 | 57200086DSW | 846 | 57200087DSW | 846 |
| 56000135 | 34, 636 | 57000387DST | 842 | 57000394 | 459, 759 | 57100227 | 462 | 57200086DTC | 846 | 57200087DTC | 846 |
| 56100007 | 624 | 57000387DSW | 842 | 57000395 | 459, 759 | 57100233 | 845 | 57200086DTF | 846 | 57200087DTF | 846 |
| 56100008 | 624 | 57000387DWC | 842 | 57000398 | 464 | 57100257BYM | 354 | 57200086DWC | 846 | 57200087DWC | 846 |
| 56100009 | 624 | 57000387DWE | 842 | 57000399 | 464 | 57100257DH | 354 | 57200086DWE | 846 | 57200087DWE | 846 |
| 56100010 | 624 | 57000387DZN | 842 | 57000400 | 464 | 57100257DST | 354 | 57200086DWG | 846 | 57200087DWG | 846 |
| 56100015 | 624 | 57000387DZP | 842 | 57000482BYM | 465, 843 | 57100257DSW | 354 | 57200086DXK | 846 | 57200087DXK | 846 |
| 56100027 | 622 | 57000387DZS | 842 | 57000482DH | 465, 843 | 57100257DTC | 354 | 57200086DXM | 846 | 57200087DXM | 846 |
| 56100028 | 608 | 57000387DZY | 842 | 57000482DST | 843 | 57100257DTF | 354 | 57200086DYO | 846 | 57200087DYO | 846 |
| 56100029 | 608 | 57000387DZZ | 842 | 57000482DTF | 843 | 57100257DWC | 354 | 57200086DZN | 846 | 57200087DZN | 846 |
| 56100030 | 622 | 57000387ECJ | 842 | 57000482DWC | 843 | 57100257DWE | 354 | 57200086DZP | 846 | 57200087DZP | 846 |
| 56100034 | 623 | 57000387ECS | 842 | 57000482DWE | 843 | 57100257DWG | 354 | 57200086DZS | 846 | 57200087DZS | 846 |
| 56100036 | 624 | 57000388DH | 464, 842 | 57000482DWG | 843 | 57100257DZN | 354 | 57200086DZW | 846 | 57200087DZT | 846 |
| 56100047 | 622 | 57000388DSW | 842 | 57000482DZP | 843 | 57100257DZP | 354 | 57200086DZY | 846 | 57200087DZW | 846 |
| 56100048 | 616 | 57000388DWC | 842 | 57000482DZT | 843 | 57100257DZS | 354 | 57200086DZZ | 846 | 57200087DZY | 846 |
| 56100054 | 621, 624 | 57000388DZP | 842 | 57000482DZW | 843 | 57100257DZT | 354 | 57200086EAI | 846 | 57200087DZZ | 846 |
| 56100083 | 31, 610 | 57000388DZY | 842 | 57000482DZY | 843 | 57100257DZW | 354 | 57200086EAY | 846 | 57200087EAI | 846 |
| 56100098A | 611 | 57000388DZZ | 842 | 57000482DZZ | 843 | 57100257DZY | 354 | 57200086EAZ | 846 | 57200087EAY | 846 |
| 56100101A | 611 | 57000388ECJ | 842 | 57000482EAI | 843 | 57100257DZZ | 354 | 57200086EBC | 846 | 57200087EAZ | 846 |
| 56100104 | 621, 624 | 57000388ECS | 842 | 57000482ECJ | 843 | 57100257EAI | 354 | 57200086ECJ | 846 | 57200087EBC | 846 |
| 56100107 | 622 | 57000389DH | 464, 842 | 57000482ECL | 843 | 57100257ECL | 354 | 57200086ECL | 846 | 57200087ECJ | 846 |
| 56100108 | 606 | 57000389DLO | 833 | 57000482ECM | 843 | 57100257ECM | 354 | 57200086ECM | 846 | 57200087ECL | 846 |
| 56100111 | 622 | 57000389DST | 842 | 57000482ECN | 843 | 57100257ECN | 354 | 57200086ECN | 846 | 57200087ECM | 846 |
| 56100112 | 606 | 57000389DTC | 842 | 57000482ECS | 843 | 57100257ECS | 354 | 57200086ECS | 846 | 57200087ECN | 846 |

932 PART#/PAGE# REFERENCE

| | | | | | | | | | | | |
|-------------|---------------------|-------------|----------|-----------|----------|-------------|----------|-------------|----------|----------|----------|
| 57200087ECS | 846 | 57400205 | 346 | 59500246 | 483 | 61300421 | 294, 757 | 61300655 | 557, 566 | 61400205 | 826 |
| 57200087EDC | 846 | 57400206 | 346 | 59600018 | 484 | 61300452 | 208, 783 | 61300656 | 558, 571 | 61400206 | 826 |
| 57200087EDE | 846 | 57400224 | 347 | 59600022 | 477 | 61300461BYM | 466 | 61300657 | 557, 567 | 61400210 | 472 |
| 57200087EDO | 846 | 57400225 | 347 | 60300004 | 298 | 61300461DH | 466 | 61300658 | 558, 569 | 61400224 | 458 |
| 57200087EDS | 846 | 57400226 | 347 | 61100006A | 734 | 61300461DST | 466 | 61300671BEO | 481, 837 | 61400225 | 586 |
| 57200157 | 357 | 57400227 | 347 | 61100007A | 734 | 61300461DSW | 466 | 61300671DH | 481, 837 | 61400255 | 463, 756 |
| 57300065 | 24, 91, 170, 249 | 57400228 | 347 | 61100038 | 733 | 61300461DTC | 466 | 61300687 | 496, 559 | 61400260 | 471 |
| 57400006 | 88, 161, 877 | 57400229 | 348 | 61100059 | 733 | 61300461DTF | 466 | 61300688 | 496, 559 | 61400269 | 35 |
| 57400007 | 161, 233, 877 | 57400243 | 348 | 61200008A | 725 | 61300461DUM | 466 | 61300762 | 498, 559 | 61400292 | 757 |
| 57400008 | 88, 161, 877 | 57400254 | 459, 633 | 61300049A | 475 | 61300461DWC | 466 | 61300768 | 497, 559 | 61400293 | 757 |
| 57400021 | 232 | 57400255 | 460 | 61300050A | 475 | 61300461DWE | 466 | 61300769 | 497, 559 | 61400294 | 757 |
| 57400026 | 159 | 57400256 | 460 | 61300055 | 131, 566 | 61300461DWF | 466 | 61300770 | 497, 559 | 61400295 | 757 |
| 57400027 | 234 | 57400270 | 350 | 61300057 | 566 | 61300461DWG | 466 | 61400001 | 476 | 61400296 | 468 |
| 57400053 | 87 | 57400271 | 350 | 61300109 | 508 | 61300461DZN | 466 | 61400002 | 583 | 61400297 | 468 |
| 57400060 | 50 | 57400273A | 343 | 61300110 | 508 | 61300461DZP | 466 | 61400007 | 568 | 61400298 | 468 |
| 57400091 | 346 | 57400274 | 343 | 61300120 | 563 | 61300461DZS | 466 | 61400024 | 573 | 61400299 | 468 |
| 57400092 | 346 | 57400279 | 351 | 61300128 | 563 | 61300461DZT | 466 | 61400025 | 571 | 61400306 | 124 |
| 57400093 | 350 | 57400280 | 351 | 61300186 | 207 | 61300461DZW | 466 | 61400028 | 357 | 61400307 | 124 |
| 57400094 | 350 | 57400281 | 351 | 61300217 | 568 | 61300461DZY | 466 | 61400058 | 415 | 61400308 | 124 |
| 57400110 | 235 | 57400294 | 460 | 61300218 | 567 | 61300461DZZ | 466 | 61400074 | 826 | 61400311 | 479 |
| 57400111 | 235 | 57400295 | 460 | 61300219 | 570 | 61300461EAI | 466 | 61400094 | 759 | 61400312 | 479 |
| 57400112 | 235 | 57400296 | 460 | 61300220 | 571 | 61300461ECJ | 466 | 61400141 | 759 | 61400317 | 471 |
| 57400113 | 235 | 57400299 | 460 | 61300221 | 572 | 61300461ECL | 466 | 61400148 | 592 | 61400319 | 463, 756 |
| 57400114 | 235 | 57400310 | 351 | 61300222 | 573 | 61300461ECM | 466 | 61400149 | 463, 756 | 61400323 | 565 |
| 57400115 | 235 | 57400315 | 231 | 61300224 | 566 | 61300461ECN | 466 | 61400152A | 759 | 61400325 | 459 |
| 57400120 | 158 | 57400318 | 86 | 61300227 | 36 | 61300461ECS | 466 | 61400153A | 759 | 61400328 | 470 |
| 57400143 | 238 | 57400319 | 86 | 61300228 | 36 | 61300505 | 466 | 61400154 | 759 | 61400334 | 470 |
| 57400146A | 345 | 57400320 | 460 | 61300229 | 37 | 61300516 | 509, 563 | 61400155 | 759 | 61400374 | 827 |
| 57400150 | 461 | 57400345 | 87 | 61300254 | 569 | 61300517 | 509, 563 | 61400176 | 135 | 61400375 | 827 |
| 57400159 | 234 | 58900085A | 480 | 61300275 | 458 | 61300520 | 37 | 61400193 | 472 | 61400377 | 827 |
| 57400176 | 344 | 58900196BEO | 481, 837 | 61300299 | 513, 564 | 61300536 | 564 | 61400194 | 472 | 61400399 | 470 |
| 57400184 | 85 | 58900196DH | 481, 837 | 61300310 | 458 | 61300542 | 565 | 61400197 | 472 | 62600004 | 892 |
| 57400192 | 22 | 59500105BEO | 483 | 61300358 | 458 | 61300585 | 34 | 61400199 | 467 | 62600005 | 891 |
| 57400204 | 346 | 59500122BEO | 483 | 61300364 | 40 | 61300586 | 34 | 61400200 | 467 | 62600007 | 892 |
| | | 59500245 | 483 | 61300420 | 294, 757 | 61300654 | 557, 568 | 61400201 | 467 | 62600008 | 892 |

| | | | | | | | | | | | |
|-----------|----------|----------|----------|-----------|----------|-----------|----------|-----------|---------------|-----------|--------------------|
| 62600009 | 892 | 62700192 | 591 | 66000033 | 886, 887 | 67800061 | 761 | 67800554 | 409, 773 | 68000035 | 466, 778 |
| 62600010 | 892 | 62700194 | 561, 728 | 66000034 | 886, 887 | 67800065 | 264 | 67800555 | 409, 773 | 68000042 | 753 |
| 62600011 | 891 | 62700199 | 882 | 66000038 | 886 | 67800071 | 105 | 67800557 | 88, 766 | 68000043 | 753 |
| 62600013 | 892 | 62700204 | 561 | 66000041 | 886, 887 | 67800133 | 770 | 67800574 | 409, 773 | 68000051 | 751 |
| 62600014 | 892 | 64900220 | 41 | 66000042 | 886, 887 | 67800134 | 770 | 67800575 | 409, 773 | 68000069 | 751 |
| 62600015 | 891 | 64900322 | 535 | 66000043 | 886, 887 | 67800166 | 753 | 67800589 | 412, 773 | 68000075 | 745 |
| 62600017 | 892 | 64900325 | 535 | 66000044 | 886, 887 | 67800167 | 768 | 67800604 | 408, 772 | 68000076 | 102, 176, 258, 381 |
| 62600018 | 892 | 64900476 | 535 | 66000046 | 886, 887 | 67800241A | 408, 772 | 67800605 | 408, 772 | 68000077 | 102, 176, 258, 381 |
| 62600019 | 892 | 64900477 | 535 | 66000064 | 898 | 67800242 | 408, 772 | 67800606 | 408, 772 | 68000082 | 409, 774 |
| 62600021 | 891 | 64900554 | 499 | 66000065 | 898 | 67800355 | 770 | 67800607 | 408, 772 | 68000083 | 409, 774 |
| 62600023 | 892 | 64900555 | 499 | 66000066 | 898 | 67800356 | 770 | 67800608 | 408, 772 | 68000090 | 746 |
| 62600024 | 892 | 65100044 | 516, 536 | 66000107 | 590 | 67800357 | 770 | 67800609 | 408, 772 | 68000092 | 746 |
| 62600025 | 893 | 65100048 | 516, 536 | 67700032 | 748 | 67800358 | 770 | 67800614 | 770 | 68000104 | 466, 778 |
| 62600026 | 893 | 65100049 | 516, 536 | 67700059 | 742 | 67800366 | 753 | 67800615 | 770 | 68000105 | 771 |
| 62600027 | 893 | 65100056 | 41 | 67700093B | 742 | 67800367 | 753 | 67800616 | 770 | 68000110 | 750 |
| 62600030 | 891 | 65100063 | 516, 536 | 67700109 | 743 | 67800368 | 403, 775 | 67800617 | 770 | 68000111 | 385, 386 |
| 62600031 | 891 | 65100076 | 500 | 67700112 | 743 | 67800374 | 762 | 67800639 | 760 | 68000112 | 400 |
| 62600033 | 892 | 65100078 | 500 | 67700115 | 756 | 67800375 | 762 | 67800640 | 760 | 68000113 | 400 |
| 62600038 | 892 | 65100084 | 501 | 67700116 | 756 | 67800448A | 408, 772 | 67800642 | 760 | 68000114 | 414 |
| 62600041 | 892 | 65100085 | 501 | 67700117 | 463, 756 | 67800449A | 408, 772 | 67800643 | 760 | 68000115 | 414 |
| 62600042 | 892 | 65100095 | 501 | 67700144A | 22, 742 | 67800450A | 408, 772 | 67800644 | 760 | 68000116 | 385, 386 |
| 62600043 | 892 | 65100096 | 501 | 67700145A | 22, 742 | 67800451A | 408, 772 | 67800645 | 760 | 68000119A | 763 |
| 62600059 | 891 | 65100097 | 501 | 67700173 | 745 | 67800452 | 88, 766 | 67800706 | 463, 768 | 68000123A | 769 |
| 62600060 | 892 | 65400064 | 517 | 67700189 | 745 | 67800457 | 770 | 67800707 | 463, 768 | 68000128 | 485, 777 |
| 62600061 | 892 | 65400078 | 536 | 67700215 | 754 | 67800459 | 770 | 67900007 | 779 | 68000129 | 485, 777 |
| 62600080 | 891 | 65400088 | 515 | 67700216 | 755 | 67800477 | 761 | 67900008 | 482, 779 | 68000141 | 746 |
| 62700005A | 589, 728 | 65400117 | 517 | 67700260 | 743 | 67800478 | 761 | 67900056 | 482, 779 | 68000142 | 746 |
| 62700009 | 137, 728 | 65400137 | 536 | 67700261 | 743 | 67800479 | 761 | 67900058 | 482, 779 | 68000151 | 418 |
| 62700011 | 137, 728 | 65400143 | 536 | 67700264 | 741 | 67800480 | 761 | 67900127A | 264 | 68000152 | 418 |
| 62700015 | 882 | 65400167 | 41 | 67700265 | 741 | 67800483 | 764 | 67900130 | 179 | 68000153 | 418 |
| 62700017A | 588 | 65400172 | 515 | 67700266 | 741 | 67800484 | 764 | 67900273 | 482, 774, 779 | 68000170 | 746 |
| 62700045 | 899 | 65400285 | 499 | 67700267 | 741 | 67800491 | 763 | 67900275 | 482, 774, 779 | 68000171 | 746 |
| 62700055 | 899 | 65600155 | 536 | 67800055A | 761 | 67800492 | 763 | 68000005 | 258 | 68000172 | 741 |
| 62700082 | 136 | 66000004 | 886 | 67800056A | 761 | 67800493 | 763 | 68000026 | 751 | 68000173 | 741 |
| 62700180 | 561, 728 | 66000005 | 888 | 67800060 | 761 | 67800494 | 763 | 68000029A | 763 | | |

934 PART#/PAGE# REFERENCE

| | | | | | | | | | | | |
|-----------|-------------------------|-----------|-------------------------|-----------|---------------|-------------|-------------------|-------------|---------------|-----------|---------------|
| 68000183 | 747 | 69200970 | 111, 184, 275, 429, 721 | 70900475 | 136, 725 | 76000156 | 472 | 76000497DST | 845 | 76000586 | 685, 690 |
| 68000184 | 747 | | | 70900501 | 474 | 76000157 | 472 | 76000497DTC | 845 | 76000587A | 693 |
| 69000007 | 138, 782 | 69200971 | 111, 184, 275, 429, 721 | 70900521 | 732 | 76000169 | 700, 701, 702 | 76000497DTF | 845 | 76000594A | 685, 687 |
| 69000009 | 138, 782 | 69201099 | 428, 721 | 71400105 | 431, 784 | 76000191B | 719 | 76000497DWC | 845 | 76000605 | 715 |
| 69000038 | 865 | 69201108 | 746 | 71400106 | 431, 784 | 76000192B | 719 | 76000497DWE | 845 | 76000617 | 685, 690, 696 |
| 69000058 | 195 | 69201109 | 746 | 71400126 | 470 | 76000193 | 27, 274, 720, 824 | 76000497DWG | 845 | 76000618 | 685, 690 |
| 69200033 | 700, 701, 708 | 69201136 | 111, 184, 275, 428, 721 | 71400129 | 431, 784 | 76000202 | 700, 701, 706 | 76000497DZN | 845 | 76000621 | 471 |
| 69200042A | 769 | | | 71500110 | 644 | 76000209 | 700, 701 | 76000497DZP | 845 | 76000623 | 471 |
| 69200091 | 111, 184, 275, 428, 722 | 69201146 | 722 | 71500177 | 645 | 76000232 | 697 | 76000497DZS | 845 | 76000635 | 716 |
| 69200106 | 700, 701, 708 | 69201147 | 722 | 71500178 | 645 | 76000238 | 707 | 76000497DZT | 845 | 76000636 | 716 |
| 69200181 | 391 | 69201148 | 722 | 71500179 | 645 | 76000256 | 704 | 76000497DZW | 845 | 76000660 | 685, 688, 695 |
| 69200289 | 418 | 69201149 | 722 | 71500180 | 645 | 76000257 | 704 | 76000497DZY | 845 | 76000666 | 717 |
| 69200357 | 111, 275, 429, 722 | 69201150 | 722 | 71500185 | 643 | 76000259 | 711 | 76000497DZZ | 845 | 76000670 | 715 |
| 69200441 | 752 | 69201477 | 685 | 71500186 | 644 | 76000263 | 700, 701, 702 | 76000497EAI | 845 | 76000671A | 693 |
| 69200442 | 752 | 69201599 | 431, 723, 785 | 71500187A | 644 | 76000266 | 712 | 76000497ECL | 845 | 76000700 | 717 |
| 69200489 | 685 | 69201706 | 431, 723, 785 | 71500228A | 644 | 76000275 | 700, 701, 706 | 76000497ECM | 845 | 76000730 | 711 |
| 69200602 | 759 | 70900070B | 725 | 71500248B | 645 | 76000277A | 685, 686 | 76000497ECN | 845 | 76000734 | 685, 688 |
| 69200605 | 429 | 70900071A | 725 | 71500250B | 645 | 76000278 | 685, 686, 692 | 76000505 | 685, 696 | 76000735 | 468 |
| 69200714 | 685 | 70900072A | 725 | 71500285 | 645 | 76000280 | 692 | 76000511 | 697 | 76000736 | 710 |
| 69200722 | 431, 723, 785 | 70900078 | 726 | 71500286 | 645 | 76000307 | 471 | 76000512 | 697 | 76000738 | 710 |
| 69200765A | 769 | 70900100C | 136, 725 | 71500411 | 645 | 76000308 | 391, 713 | 76000513 | 712 | 76000740 | 710 |
| 69200772 | 381 | 70900171B | 725 | 71500412 | 645 | 76000317A | 694 | 76000522 | 471 | 76000745 | 685, 690 |
| 69200826 | 428, 722 | 70900176 | 727, 729 | 71500441 | 644 | 76000318A | 694 | 76000523 | 685, 686, 692 | 76000746 | 685, 690 |
| 69200850 | 759 | 70900274 | 136, 725 | 71500442 | 643 | 76000319A | 685, 689 | 76000524A | 685, 687 | 76000747 | 685, 690, 696 |
| 69200854 | 111, 184, 275, 429, 721 | 70900283 | 729 | 76000013 | 705 | 76000353A | 685, 689 | 76000526A | 685, 688 | 76000748 | 692 |
| 69200855 | 111, 184, 275, 429, 721 | 70900284 | 729 | 76000021 | 700, 701, 705 | 76000390 | 700, 701, 708 | 76000537 | 715 | 76000749 | 685, 690 |
| 69200863 | 746 | 70900293B | 727 | 76000024 | 700, 701 | 76000410A | 693 | 76000539 | 461 | 76000751 | 685, 690 |
| 69200864 | 746 | 70900294A | 727 | 76000024A | 719 | 76000411A | 693 | 76000548A | 694 | 76000765 | 718 |
| 69200865 | 698 | 70900295 | 727 | 76000050 | 700, 701, 705 | 76000486 | 698 | 76000549 | 715 | 90200389 | 264 |
| 69200897 | 741, 745 | 70900296 | 727 | 76000051 | 700, 701, 703 | 76000487A | 695 | 76000573 | 718 | 90200390 | 264 |
| 69200907 | 698 | 70900297 | 727 | 76000061 | 274, 720, 824 | 76000489A | 695 | 76000574 | 718 | 90200417 | 269, 817 |
| 69200921 | 785 | 70900354 | 732 | 76000068 | 700, 701, 702 | 76000497 | 685 | 76000576 | 715 | 90200421 | 416 |
| | | 70900463 | 474 | 76000070 | 700, 701, 702 | 76000497BYM | 845 | 76000582 | 713 | 90200493 | 55 |
| | | 70900465A | 474 | 76000074 | 700, 701, 703 | 76000497DH | 845 | 76000584 | 685, 690 | 90200561 | 412 |
| | | 70900474A | 474 | 76000143 | 707 | | | 76000585 | 685, 690 | | |

| | | | | | | | | | | | |
|-------------|----------|-------------|-----|-------------|----------|-------------|----------|-------------|--------------------|-------------|-------------------------|
| 90200570 | 182, 817 | 90200826DWC | 845 | 90200827DZZ | 845 | 90201052 | 416 | 90201108 | 845 | 90300086 | 104, 178, 261, 379, 877 |
| 90200612 | 845 | 90200826DWE | 845 | 90200827ECL | 845 | 90201078BYM | 406, 844 | 90201109 | 845 | 90300087 | 104, 178, 261, 379, 877 |
| 90200613 | 845 | 90200826DXK | 845 | 90200827ECS | 845 | 90201078DH | 406, 844 | 90201112 | 413, 843 | 90300096 | 475 |
| 90200614BYM | 845 | 90200826DXM | 845 | 90200827EDC | 845 | 90201078DST | 844 | 90201113 | 413 | 90300118 | 878 |
| 90200614DH | 845 | 90200826DZN | 845 | 90200827EDE | 845 | 90201078DSW | 844 | 90201116 | 685 | 91600001 | 894 |
| 90200615BYM | 845 | 90200826DZP | 845 | 90200872DH | 413, 843 | 90201078DWC | 844 | 90201206 | 482 | 91800029 | 457, 806 |
| 90200615DH | 845 | 90200826DZS | 845 | 90200872DST | 843 | 90201078DWG | 844 | 90201306 | 106 | 91800030 | 296 |
| 90200616A | 262 | 90200826DZT | 845 | 90200872DSW | 843 | 90201078DZN | 844 | 90201321 | 107 | 91800066 | 589, 728 |
| 90200641A | 265 | 90200826DZW | 845 | 90200872DWC | 843 | 90201078DZP | 844 | 90201324 | 108 | 92200069EDT | 831 |
| 90200669 | 265 | 90200826DZZ | 845 | 90200872DWE | 843 | 90201078DZS | 844 | 90201325 | 107 | 92200069EDW | 833 |
| 90200670 | 265 | 90200826ECL | 845 | 90200872DZN | 843 | 90201078DZT | 844 | 90201326 | 110, 817 | 92200070EDT | 831 |
| 90200678 | 264 | 90200826ECS | 845 | 90200872DZP | 843 | 90201078DZW | 844 | 90201328 | 105 | 92200070EDW | 833 |
| 90200719 | 816 | 90200826EDC | 845 | 90200872DZS | 843 | 90201078EAI | 844 | 90201329 | 106 | 92200073DXX | 841 |
| 90200721 | 816 | 90200826EDE | 845 | 90200872DZT | 843 | 90201078ECM | 844 | 90201385DZZ | 844 | 92200073DXY | 841 |
| 90200735 | 407 | 90200827 | 685 | 90200872DZW | 843 | 90201078ECN | 844 | 90201389 | 263 | 92200073DXZ | 841 |
| 90200736 | 407 | 90200827BYM | 845 | 90200872DZY | 843 | 90201079 | 417 | 90201397DWG | 845 | 92200073EBF | 841 |
| 90200737 | 414 | 90200827BYZ | 845 | 90200872DZZ | 843 | 90201084 | 416 | 90201397EAI | 845 | 92200073EBH | 841 |
| 90200787 | 410 | 90200827DAA | 845 | 90200872ECJ | 843 | 90201088DBN | 844 | 90201397ECM | 845 | 92200073EBI | 841 |
| 90200788 | 410 | 90200827DH | 845 | 90200872ECL | 843 | 90201088DBX | 844 | 90201397ECN | 845 | 92200073EBR | 841 |
| 90200791 | 411 | 90200827DQX | 845 | 90200872ECN | 843 | 90201088DSV | 844 | 90201399DZY | 845 | 92200073EDF | 841 |
| 90200792 | 414 | 90200827DQZ | 845 | 90200872ECS | 843 | 90201088DTE | 844 | 90201401DWG | 845 | 92200073EDG | 841 |
| 90200793 | 414 | 90200827DST | 845 | 90200873 | 413, 843 | 90201088DTH | 844 | 90201401EAI | 845 | 92200073EDH | 841 |
| 90200816 | 263 | 90200827DSW | 845 | 90200874DH | 413 | 90201088DWM | 844 | 90201401ECM | 845 | 92200073EDN | 841 |
| 90200826 | 685 | 90200827DSZ | 845 | 90200875 | 413 | 90201088DZO | 844 | 90201401ECN | 845 | 92200073EDW | 833 |
| 90200826BYM | 845 | 90200827DTC | 845 | 90200876 | 414 | 90201088EAK | 844 | 90201402DZY | 845 | 92200074DXX | 841 |
| 90200826BYZ | 845 | 90200827DTF | 845 | 90200882 | 421 | 90201088EAM | 844 | 90201424 | 105 | 92200074DXY | 841 |
| 90200826DAA | 845 | 90200827DWC | 845 | 90200906 | 27 | 90201093BHY | 844 | 90201433 | 108 | 92200074DXZ | 841 |
| 90200826DH | 845 | 90200827DWE | 845 | 90200914 | 416 | 90201093DVK | 844 | 90201504ECL | 844 | 92200074EBF | 841 |
| 90200826DQX | 845 | 90200827DXK | 845 | 90200915 | 416 | 90201093DZR | 844 | 90201505ECJ | 845 | 92200074EBH | 841 |
| 90200826DQZ | 845 | 90200827DXM | 845 | 90200918 | 419 | 90201093DZU | 844 | 90201506ECJ | 845 | 92200074EBI | 841 |
| 90200826DST | 845 | 90200827DZN | 845 | 90200951 | 415 | 90201093EAE | 844 | 90300003 | 110, 183, 269, 877 | 92200074EDF | 841 |
| 90200826DSW | 845 | 90200827DZP | 845 | 90200981 | 410 | 90201093EAG | 844 | 90300010 | 265 | 92200074EDG | 841 |
| 90200826DSZ | 845 | 90200827DZS | 845 | 90200991 | 423, 818 | 90201093ECC | 844 | 90300017 | 110, 183, 269, 877 | 92200074EDH | 841 |
| 90200826DTC | 845 | 90200827DZT | 845 | 90200992 | 425 | 90201093ECE | 844 | | | 92200074EDN | 841 |
| 90200826DTF | 845 | 90200827DZW | 845 | 90201044 | 195 | 90201107 | 406, 844 | | | | |

936 PART#/PAGE# REFERENCE

| | | | | | | | | | | | |
|-------------|-----|----------|-----|----------|---------|-----------|-------------------|-----------|---------------|----------|---------------|
| 92200104EDW | 833 | 92500041 | 538 | 93100022 | 863 | 93300017 | 26, 812 | 93600005 | 895 | 93600068 | 853, 856 |
| 92200107EDZ | 835 | 92500042 | 538 | 93100023 | 863 | 93300040 | 110, 814 | 93600007 | 860 | 93600069 | 852, 855 |
| 92200109EDZ | 835 | 92500047 | 502 | 93100024 | 863 | 93300044 | 110, 170, 819 | 93600010 | 852, 855 | 93600071 | 852, 854 |
| 92200113EDZ | 835 | 92500054 | 529 | 93100025 | 863 | 93300054B | 352, 820 | 93600011 | 852, 854 | 93600073 | 853, 856 |
| 92200117EDZ | 835 | 92500055 | 529 | 93100026 | 863 | 93300060 | 424 | 93600012 | 854 | 93600074 | 853, 856 |
| 92200118EDZ | 835 | 92500056 | 503 | 93100027 | 863 | 93300061 | 424 | 93600013 | 854 | 93600075 | 852, 854 |
| 92200123EDW | 833 | 92500057 | 503 | 93100028 | 865 | 93300062 | 424 | 93600016 | 858 | 93600076 | 852, 855 |
| 92200144EDT | 831 | 92500058 | 502 | 93100034 | 867 | 93300063 | 424 | 93600022 | 852, 854 | 93600077 | 852, 854 |
| 92200145EDT | 831 | 92500059 | 556 | 93100035 | 867 | 93300069A | 26, 813 | 93600023 | 852, 854 | 93600078 | 852, 855 |
| 92200146EDT | 831 | 92900001 | 870 | 93100040 | 863 | 93300070 | 422, 823 | 93600024 | 852, 855 | 93600079 | 853, 856 |
| 92200147EDT | 831 | 92900002 | 870 | 93100041 | 863 | 93300071 | 422, 823 | 93600025 | 853, 856 | 93600080 | 853, 857 |
| 92200157EDW | 833 | 92900004 | 871 | 93100042 | 864 | 93300072 | 422, 823 | 93600026 | 853, 856 | 93600081 | 853, 857 |
| 92200158EDW | 833 | 92900014 | 28 | 93100043 | 864 | 93300093 | 26, 814 | 93600028 | 853, 857 | 93600082 | 852, 855 |
| 92500011 | 528 | 92900042 | 870 | 93300001 | 421 | 93300097 | 353, 820 | 93600029 | 852, 853, 854 | 93600083 | 853, 857 |
| 92500019 | 528 | 92900043 | 870 | 93300003 | 811 | 93300098 | 373 | 93600031 | 852, 855 | 93600084 | 852, 853, 854 |
| 92500025 | 552 | 92900045 | 869 | 93300004 | 811 | 93300099 | 55, 182, 270, 815 | 93600032 | 853, 855 | 93600085 | 856 |
| 92500026 | 552 | 93100005 | 869 | 93300005 | 812 | 93300100 | 55, 182, 270, 815 | 93600033 | 853, 857 | 93600107 | 859 |
| 92500027 | 552 | 93100015 | 869 | 93300006 | 813 | 93300101 | 55, 182, 270, 815 | 93600034 | 853, 857 | 93600108 | 854 |
| 92500028 | 522 | 93100016 | 869 | 93300007 | 26, 814 | 93500006 | 296, 462 | 93600056 | 852, 860 | 93600109 | 854 |
| 92500031 | 527 | 93100017 | 873 | 93300008 | 812 | 93500011 | 462 | 93600057A | 853, 860 | 93600110 | 852, 859 |
| 92500032 | 527 | 93100018 | 864 | 93300009 | 813 | 93600001 | 852, 855 | 93600062 | 853, 856 | 93600113 | 894 |
| 92500033 | 527 | 93100019 | 864 | 93300010 | 814 | 93600002 | 853, 856 | 93600063 | 853, 857 | 93600114 | 853, 859 |
| 92500035 | 523 | 93100020 | 864 | 93300014 | 814 | 93600004 | 896 | 93600064 | 852, 855 | 93600115 | 853, 856 |
| 92500038 | 526 | 93100021 | 864 | 93300015 | 814 | | | 93600067 | 852, 857 | 93600116 | 852, 855 |



Harley-Davidson Parts and Accessories Division, a facility of Harley-Davidson Motor Company, is registered to International Quality Standard ISO 9001:2008.

The sale or use of these parts or accessories does not grant the purchaser a license or other right under any Harley-Davidson patent.

IMPORTANT—PLEASE READ: We have tried to make this catalog comprehensive and factual. All product descriptions (including depictions, specifications, dimensions, measurements, ratings and competitive comparisons) are based on available information at the time of publication. Although such descriptions are believed correct, errors and changes can occur and complete accuracy cannot be guaranteed. Harley-Davidson may make changes at any time to prices and specifications, and may change or discontinue any of the items depicted in this catalog, without notice and without incurring any obligation.

ATTENTION: Vehicles in the configurations shown and the accessories described in this catalog may not be available for sale or use in some locations. Please check with your dealer for complete product details and the latest information.

TRADEMARKS: Aluminator, Badlander, Bar & Shield, Blackline, Brawler, Breakout, Cross Bones, Cruise Drive, Dark Custom, Daymaker, Destroyer, Detachables, Deuce, Digital Technician, Dyna, Electra Glide, Evolution, Fat Bob, Fat Boy, Forty-Eight, Freewheeler, Hard Candy Custom, Harley, Harley-Davidson, Harley-Davidson Street, HD, H-D, HDMC, Heritage Softail, Heritage Springer, HOG, Hog Ties, Hugger, Iron 883, Low Rider, Milwaukee-Eight, Motorclothes, Night Rod, Nightster, Profile, Reach, Revolution, Revolution X, Road Glide, Road King, Road Tech, Road Zeppelin, Rocker, Screamin' Eagle, Softail, Softail Rocker, Softail Slim, Sportster, Springer, Street, Street Bob, Street Glide, Street Rod, Street Stalker, Sturgis, Sunwash, Super Glide, SuperLow, SuperLow 1200T, Switchback, SYN3, Tallboy, ThunderStar, Tour Glide, Tour-Pak, Tri Glide, Twin Cam 88, Twin Cam 96, Twin Cam 103, Twin Cam 103B, Twin Cam 110, Twin Cam 110B, Twin-Cooled, Ultra Classic, V-Rod, V-Rod Muscle, VRSC, Wide Glide, Willie G, XR1200, XR1200X and the Harley-Davidson Genuine Motor Parts and Genuine Motor Accessories Logo are among the trademarks of H-D U.S.A., LLC.

3M, AGM, Allen, Apple, Bluetooth, Brembo, City Navigator, Cordura, Dow Corning, Dunlop, Galaxy5, Google, Hylomar, iPhone, iPod, Kevlar, Lexan, Loctite, Michelin, NavTraffic, NavWeather, Novus, PJ1, Permatex, QuickStix, QuickTape, QuickTite, Samsung, Scorcher, Scotchlite, SD, Showa, Sirius, Sirius XM, Teflon, Threadlocker, Velcro, Wounded Warrior Project, Windows, Xenon, XM, zūmo and all other marks are trademarks of their respective owners.

Not all products are available in all countries.

(E) Designed and certified to ECE standards

Street legal and/or street compliant statements refer to product meeting 50-State emissions and noise standards in the United States.

Luggage rack accessories may require the purchase of additional parts to facilitate the fitting of the license plate. This will be dependent upon the size of the plate fitted and any additional customisation work. Please consult your dealer for further information.

EVERY LEGEND IS AN ORIGINAL

GET INSPIRED: ACCESSORIES.HARLEY-DAVIDSON.EU/INSPIRATION-GALLERY

SHOP PARTS & ACCESSORIES: WWW.HARLEY-DAVIDSON.EU/MYDREAMHARLEY



The only way to get genuine motor parts and accessories is through an authorized Harley-Davidson® dealer. For a dealer near you, use our dealer locator at www.harley-davidson.eu/mydreamharley, where you can also check out Genuine Motor Accessories on the Web.

We care about you. When riding your Harley-Davidson® motorcycle be sure to ride safely, respectfully and within the limits of the law and your abilities. Always wear an approved helmet, proper eyewear and protective clothing and insist your passenger does too. Never ride while under the influence of alcohol or drugs. Know your Harley® motorcycle and read and understand your owner's manual from cover to cover.

The sale or use of these parts or accessories does not grant the purchaser a license or other right under any Harley-Davidson patent.

IMPORTANT – PLEASE READ: We have tried to make this catalog comprehensive and factual. All product descriptions (including depictions, specifications, dimensions, measurements, ratings and competitive comparisons) are based on available information at the time of publication. Although such descriptions are believed correct, errors and changes can occur and complete accuracy cannot be guaranteed. Harley-Davidson may make changes at any time to prices and specifications, and may change or discontinue any of the items depicted in this catalog, without notice and without incurring any obligation.

ATTENTION: Vehicles in the configurations shown and the accessories described in this catalog may not be available for sale or use in some locations. Please check with your dealer for complete product details and the latest information.